

INTERNATIONAL LIFE SAVING FEDERATION
COMPETITION RULE BOOK

Rules, Standards and Procedures for
Lifesaving World Championships,
ILS-Sanctioned Competitions, and
ILS Federation Competitions

2019 Edition

(Revised February 2020, January 2021, March 2021, March 2022)



World Water Safety

Gemeenteplein 26, 3010 Leuven, Belgium

Telephone: +32 (0) 16 89 60 60

Email: ils.hq@telenet.be

Web: www.ilsf.org



ILS COMPETITION RULE BOOK

2019 Edition

Revised February 2020, January 2021, March 2021, March 2022

Rules, Standards and Procedures for Lifesaving World Championships, ILS Sanctioned Competitions, and ILS Federation Competitions

Published by the International Life Saving Federation

Gemeenteplein 26, 3010 Leuven, Belgium

Telephone: +32 (0)16 89 60 60

Email: ils.hq@telenet.be

Web: www.ilsf.org

© Copyright, The International Life Saving Federation.

Acknowledgments

The International Life Saving Federation acknowledges the many lifesaving organisations and individuals who helped shape lifesaving competition around the world. In particular, ILS acknowledges the 2016 – 2024 ILS Sport Commission and others for their contributions to this rulebook: Greg Allum AM- Surf Life Saving Australia Limited, Stephanie Andrews - Royal Life Saving Society United Kingdom, Rebecca Boyd - Lifesaving Society Canada, Marta Cuetos - Royal Spanish Lifesaving Federation, Sameh El-Shazly - Egyptian Diving and Lifesaving Federation, Wayne Franich - Surf Life Saving New Zealand, Ian Fullagar - Surf Life Saving Australia Limited, Anni Gardiner - Royal Life Saving Society Australia, John Martin MBE - ILS Event Director, Jelle Meintsma - Lifesaving South Africa, Shusaku Miyabe - Japan Lifesaving Association, Dr Detlev Mohr PhD - German Lifesaving Association, Teresa Myatt - Royal Life Saving Society United Kingdom, Eil Khan Nourimazandarani - Lifesaving and Diving Federation of the Islamic Republic of Iran, Wim Nuyens - Belgian Life Saving Federation, Rob Phillips - Surf Lifesaving Great Britain, Andrea Pennell - Surf Lifesaving Great Britain, Giorgio Quintavalle - Italian Swimming Federation (Lifesaving Section), Carsten Schleppehorst - German Lifesaving Association, Perry Smith - Lifesaving Society Canada, Simone Spencer - Surf Life Saving New Zealand, David Thompson AM - Surf Life Saving Australia Limited, Nathalie Vallieres Martiin - Lifesaving Society Canada, Dr Harald Vervaecke PhD - ILS Secretary General, Mark Weatherall - Surf Life Saving New Zealand, Edward Zebrowski - United States Lifesaving Association.

ILS also acknowledges the 2016 - 2024 ILS Sport Regulations Committee for their contributions to this revised rulebook: Greg Allum AM - Surf Life Saving Australia Limited, Stephanie Andrews - Royal Life Saving Society United Kingdom, Jürgen Bonnemann - German Lifesaving Association, Rebecca Boyd - Lifesaving Society Canada, John Coyne - Lifesaving South Africa, Arno Eberle - German Lifesaving Association, Kiyohiro (Chris) Kurisu - Japan Lifesaving Association, Clare McGrath - Water Safety Ireland, Bruce Matheson - Surf Life Saving New Zealand, Jerry Polesel - Italian Swimming Federation (Lifesaving Section), Rob Phillips - Surf Lifesaving Great Britain, Victor Roslyakov, Russian Society of Saving on Water, Stephen Strange OAM - Surf Life Saving Australia Limited, Carolyn Wilson - Surf Life Saving Australia Limited and Royal Life Saving Society Australia, Brian Velvin MNZM - Surf Life Saving New Zealand.

Trademarks

Trademarks (™) of the International Life Saving Federation are: World Water Safety ™, Oceanman ™, and Oceanwoman ™, ILS Logo ™, ILS Flag ™, ILS Song ™, Rescue Series ™, Lifesaving World Championships ™, World Conference on Drowning Prevention ™, Red over Yellow ™.

Copyright

The contents of this handbook are protected by copyright and may be used only for personal, non-commercial purposes. All other rights are reserved. Commercial uses including publication, broadcast or redistribution in any medium are prohibited, unless authorised in writing by the publisher. Direct enquiries to the headquarters (secretariat) of the International Life Saving Federation. In any discrepancy between the Official ILS English version of this handbook and editions in other languages, the most recent ILS English edition is deemed to be the definitive text. In any discrepancy between the Official ILS English electronic version of this handbook and any print editions, the most recent Official ILS electronic version is deemed to be the definitive text.

LIFESAVING AND SPORT

The International Lifesaving Federation (ILS) is the world authority for drowning prevention, lifesaving and lifesaving sport. ILS is a non-profit, non-political, non-religious, worldwide lifesaving sport and humanitarian organisation. ILS leads, collaborates and partners with national and international organisations to prevent drowning, to promote the provision of lifesaving services and oversee lifesaving sport throughout the world.

ILS (and ILS Member Federations) promotes and organises lifesaving sport and regularly organises international aquatic lifesaving competitions in order to stimulate the interest of competitors to improve their ability and willingness to save people who are in danger in the aquatic environment. Lifesaving sport helps develop the lifesavers' skills, knowledge and techniques, and plays an important role in providing opportunities to enhance global relationships among ILS Member Organisations.

ILS is a member of or has relations with the following International Sport Organisations:

- International Olympic Committee (IOC): ILS is an IOC recognised International Federation.
- Sportaccord (International Federation regrouping all International Sports Federations): ILS is a full and voting member of Sportaccord.
- Association of Recognised International Sport Federations (ARISF): ILS is a full and voting member of ARISF.
- International World Games Association (IWGA): ILS is a full and voting Member of IWGA.
- International Masters Games Federation (IMGF): ILS is a co-opted member of the IMGF.
- Commonwealth Games Federation (CGF): Lifesaving sport is a recognised sport by the CGF.
- International Military Sports Council (CISM): Lifesaving is a recognised sport by CISM.

ILS also has official relations with the World Health Organisation (WHO) for drowning prevention activities.

Lifesaving sport engages youth and adults from all nations in the mutual pursuit of excellence in lifesaving. The global focus on cooperation and teamwork to reduce the burden of drowning is a compelling opportunity. Increasing the participation of youth in lifesaving sport is part of the engagement strategy.

Lifesaving sport is an important component of this mission. The ILS Lifesaving World Championships and ILS Lifesaving Regional Championships play an important part in bringing together the world's lifesavers on a regular basis – helping our members learn from the experience of other countries and to challenge themselves to improve and perform. The public profile and media exposure to lifesaving sport helps profile our vision, mission, values and strategic goals as the world authority in the global effort to prevent drowning.

We thank the members and member organisations of the ILS Sport Commission and Committees for their dedication in composing the *ILS Competition Rule Book*, and for their constant endeavours to promote international lifesaving competitions around the world. We congratulate ILS member organisations on the continuing growth in participation in lifesaving sport and the Lifesaving Regional and World Championships.

PREFACE

The 2019 edition of the *ILS Lifesaving Competition Rule Book* governs ILS championships and ILS-sanctioned competitions. The rule book may, at their discretion, be used by member federations for their domestic competitions. Any changes to or clarifications regarding rules, standards or procedures for ILS competition will be published as bulletins on the ILS website at www.ilsf.org.

Please note that this English language version of the ILS Competition Rulebook, together with any ILS amending and/or clarification Bulletins and Circulars, is the authorised reference/source document. Any translations into other languages are for ease of use and for understanding only.

For ILS World Championships, consult the relevant *Lifesaving World Championships Handbook* (at www.ilsf.org) in conjunction with *ILS Lifesaving Competition Rule Book*.

In this 2019 edition, the ILS Sport Commission draws your attention to the following significant changes to the 2017 Edition ILS Competition Rulebook:

Section 1 – The International Life Saving Federation

- 1.1 Added a paragraph to the Introduction to include the change to Lifesaving World Championships.

Section 2 – General Rules and Procedures

- 2.2 Added the (non technical official) role of Security Officer.
- 2.4 Updated Committee compositions and Technical Official roles and position descriptions.
- 2.5 Clarification of eligibility for World Records particularly for National Teams and InterClub team records (these records are not separated) and Masters Club teams.
- 2.10.1 Clarification of the swimcap and helmet wording.
- 2.10.6 Further explanation of when wetsuits may, should and must be worn.
- 2.10.7 Addition of a separate section for Marine Stinger Suits.
- 2.17 Clarification of eliminations and disqualifications with reference to particular events.
- 2.18.1 Clarification that protests against the decision of any official regarding another competitor or team are not permitted.
- 2.18.2 Clarification that a referee can extend time limits for protest lodgment provided that final results have not been declared.
- 2.18.2 A changed procedure for protests against eliminations in Beach Flags events.
- 2.18.3/2.18.4 Clarification that correction is permitted to a protest or appeal by either officials or competitors/teams if an administrative error has been made.
- 2.18.2/2.18.4 Clarification that for a protest or appeal a minimum 9 inch/228mm high definition screen (measured on the diagonal) is generally regarded as the minimum size.

Section 3 – Pool Events

- 3.1 Clarification that the use of body tape for preventative, medical or therapeutic/kinesio purposes is allowed at the discretion of the Chief Referee as long as it does not provide a competitive advantage to improve grip, grasp, or propulsion.
- 3.1 Clarification that the Chief Referee may permit the re-run/re-throw of a race due to equipment failure provided by the Organising Committee or because of interference. The re-run/re-throw time shall be the official time.
- 3.2 Clarification that no protest or appeal is permitted by a competitor/team/handler if they are not in attendance for the start race or are improperly attired.
- 3.3.2 The manikin carry rules have been amended to remove the disqualification for carrying the manikin on an angle towards the pool bottom or face down.
- 3.3.3 The manikin towing rules have been amended to remove the disqualification for a manikin rotating within the rescue tube providing the face remains above the water.
Note 1: The line of the rescue tube must still be fully extended by the time the top of the

manikin's head passes the 10m line.

Note 2: It is also clarified in the towing events that Rescue tubes may be worn either with the loop over one or two shoulders, or over the shoulder and across the chest.

- 3.3.3 The requirement to secure the manikin under both arms at the 5m mark has been modified to securing the manikin within 10m mark.
- 3.13 Amendments to the Line Throw event include:
- Clarification that the victim can slide their hand anywhere along the cross bar but must be grasping the bar when touching the line with any part of their body and when grasping the line.
 - Clarification that throwers must keep at least one foot wholly within the inside edge of the throw zone, either on the ground or in the air above the throw zone. Any part of the thrower's feet may cross over the front of the "pool edge" of the throw zone without penalty.
- 3.14 Specific amendments to the Manikin Relay include:
- The mid pool changeover line has been to 5metres.
 - Clarification that competitors not involved in a change must stay clear of an exchange.
- 3.16 Specific amendments to the Medley Relay include:
- The victim must be in contact with the rescue tube before passing the 10m line.
 - The victim may grip the main body of the rescue tube **or clip** but not the rope.
- 3.17 Specific amendments to the Pool Lifesaver Relay include:
- The exchange between the second and third competitor.
 - The exchange between the third and fourth competitor.

Disqualification Codes have been updated to reflect changes to the pool event rules.

Section 4 – Ocean Events

General: Clarification that using the swimming buoys in swimming events and swimming legs of events to drag across the course is not permitted.

- 4.2 The start procedures have been reworded.
- 4.3 Clarification of the use of electronic equipment to assist with event judging.
- 4.4 Clarification of the seeding process and replacement of withdrawn competitors or teams.
- 4.10 Amendment of allowable protest processes for beach flag event eliminations.
- 4.12/4.13 The default lap distance for the Beach Run and Beach Run Relay be 500m or 1km dependent on beach conditions.
- 4.13 The Beach Run Relay has been changed from a 2 x 1km event to a 3 x 1km event.
- 4.16 Revised Masters Ski Relay course.
- 4.16 Revised Masters Board Relay course.
- 4.21 Addition of the Ocean M event.
- 4.22 Addition of the eliminator format for the Oceanman, Oceanwoman and Ocean M events.
- 4.23 Revised Masters Oceanman/Oceanwoman Relay course.
- 4.24 Addition of the Ocean M Lifesaver Relay event.

Section 5 – Simulated Emergency Response Competition

- 5.1 Clarification of the conditions for heats and finals in the SERC.

Section 6 – Surf Boat Event

Various editorial changes that do affect the conduct of competition.

Section 7 – Inflatable Rescue Boat (IRB) Events

Various editorial changes that do not affect the competition but provides improved clarity aimed at reducing technical disqualifications.

Section 8 – Facility and Equipment Standards and Scrutineering Procedures

Various editorial changes to provide improved clarity.

- 8.2.1 Confirmation that protests and appeals against rulings of personal equipment ineligibility are permitted.

GLOSSARY OF TERMS

LIFESAVING SPORT: An athletic activity involving physical effort and skill in which an individual, team or crew competes against others. The activity can be recreational or competitive, is capable of achieving a result, and is governed by a set of rules issued by the International Life Saving Federation.

DISCIPLINE: A discipline is a branch of a sport comprising one or more events. Lifesaving Sport is composed of the following disciplines: Pool, Ocean, Simulated Emergency Response Competition (SERC), Surf Boats, and Inflatable Rescue Boats.

COMPETITION: A competition is composed of a programme of events and may involve multiple disciplines and events. A championship is a type of competition. For example, the National Teams ILS Lifesaving World Championships involves pool, ocean and SERC events.

EVENT: An event is a series of races with the same prescribed set of rules and conditions. Lifesaving Sport events include the Obstacle Swim, Line Throw, SERC, Surf Swim, Oceanman and Oceanwoman, and Beach Flags.

RACE: A race is a single contest of speed **within an event** in which the winner is determined by time or place. For example, a single heat is a race, the A-final is a race.

HEATS: Heats are a preliminary set of races which eliminate competitors and in which the winners advance to a next round, quarter final, semifinal or final race.

ROUND: A round is a set of heats of the same event. For example, "This round included 8 heats."

RUN THROUGH: Run throughs occur within a round of an the Beach Flag event to determine which competitors are eliminated from event during that round of the race.

FINAL: The final is the final race of the fastest qualifying competitors.

A-FINAL: An A-final is a race of the 1st to 8th fastest (or placed) qualifying competitors to determine the 1st through 8th places.

B-FINAL: A B-final is a race of the 9th to 16th fastest (or placed) qualifying competitors to determine the 9th through 16th places.

TIME-FINALS: Time-finals are a set of races of the same event where there are no qualifying heats. Event winners are determined by time.

CLARIFICATIONS AND ERRATA

- General:** Updated the version to include the February 2020, January 2021, March 2021, and March 2022 Revisions. Simple spelling errors and/or general wording inconsistencies have been corrected. All March 2022 changes/clarifications are marked in blue highlight.
- Preface:** Added wording to clarify that the ILS Lifesaving Competition Rule Book may be used by member federations for domestic competitions.
Also added wording that this English language version of the ILS Competition Rulebook, together with any ILS amending and/or clarification Bulletins and Circulars, is the authorised reference/source document. Any translations into other languages are for ease of use and for understanding only.
- Glossary of Terms:** Minor editorial changes have been made for clarity. In addition, the term “Run Through” has been added to the Glossary of Terms. Run throughs occur within a round of an the Beach Flag event to determine which competitors are eliminated from event during that round of the race.
- Section 2.2.1:** Added wording to clarify that no ILS member Federation may conduct a Lifesaving competition that purports to be a “world” event without formal application to, and approval from ILS.
- Section 2.2.1:** Added wording to reference to a new schematic diagram detailing competition organisational structure as an annexure to Section 2.
- Section 2.2.3:** Added the Security Officer role to the list of advisers to the Competition Committee.
- Section 2.3:** Added a note to clarify that a common language should be spoken between the Chief Referee and the coordinator of emergency services (Safety Officer). If necessary an interpreter may need to be appointed by the Organising Committee to assist with communication.
- Section 2.3.1:** Added a dot point to the safety plans for the need to identify start and finish times of competition in open water to allow for sufficient light for search and rescue (SAR) operations in the event of a missing competitor.
- Section 2.4.1:** Added a sentence to clarify that if an event specific officials uniform is provided by organisers it is to be worn.
- Section 2.4.17:** Clarified that the Check starter is referred to as the break judge in beach sprint and relay events but with the same responsibilities.
- Section 2.4.25:** Removed the reference to a pre-requisite SLSA qualification to be appointed as the Safety Officer.
- Section 2.4.25:** Added the position description for the non- technical official role of Security Officer.
Note: All subsequent headings in section 2.4 have been updated.
- Section 2.4.34:** Added a new Infection Control Marshall role and position description to manage events such as COVID, etc.
- Section 2.5:** Reviewed the world records to reflect a change in ILS policy for the acceptance of some world records primarily relating to masters age categories that are not conducted in Lifesaving World Championships. In addition, there have been some events that have been specifically excluded from recognition at the current time. In addition the World record submission time has been altered to 28 days to align with the ILS sanctioning documents.
- Section 2.5.1:** Clarified that the Referee Steward/Head Scorer should assist the Chief Referee by completing any required world record applications.

Section 2.10: Added a note to the dress of competitor clauses that Board Paddlers may also wear protective clothing except that sleeves are not permitted on the arms of competitors unless climatic conditions dictate and are approved by the Referee.

Section 2.10.6: Included a reference to Section 8.15 in respect of helmet colour options.

Section 2.10.5: Clarified that the competitors in the run leg of the Ocean M Lifesaver Relay may wear footwear.

Section 2.11.1: Clarified the ILS Masters age groupings for individual and teams events and also added a table for ILS 19 Years Surfboat competition eligibility.

Section 2.12: Addition of new clause to provide guidance and to assist competitors with a permanent limiting disability to participate in ILS competitions.
Note: All subsequent clauses in Section 2 have been renumbered

Section 2.16.2: Addition of an additional dot point “: “Participating contrary to the spirit of the competition (as described in the code of fair play)”.

Section 2.18: The third paragraph had some missing wording inserted.

World Records Application Form Version 2022: The world record application form was updated to version 2022. A note was added to clarify that ILS does not currently recognise world records for any Masters team events, for the 100m Obstacles event for Youth, Open and for Masters under 55 years of age, and mixed or single gender events in team categories except where conducted in those gender categories at Lifesaving World Championships. A further note was also added to clarify that Masters world records set at any ILS LWC, World Games, or ILS regional championships or ILS sanctioned competition shall be recognised without a negative doping test certificate.

Section 3.3.2: The Manikin Carry Rules have been amended to:

- Further simplify the carry rules.
- Eliminate difficult to see rules particularly for the middle lanes of event.
- Eliminates the major event finish difference between the Manikin Relay and other carry events.
- Improve event presentation, judging and to further reduce disqualifications.

The changes include:

- Covering the manikin’s mouth, nose, or eyes with the competitors’ armpit, body and/or limb is not a disqualification.
- It is not a disqualification if the head of the manikin is covered or carried under any part of the competitor’s body.
- It is a disqualification if both the competitor and manikin are underwater during the carry.
- In the changeover zones of the Manikin Relay, and the changeover zone of the Lifesaver Relay event, competitors are not judged on carrying the manikin criteria. However competitors need to maintain contact with at least one hand with the manikin at all times including during the manikin exchanges.
Note: As with all events, the standard “carrying the manikin” criteria (defined in 3.3) applies to the final relay competitor at the finish of the Manikin Relay and Lifesaver Relay events.
- If the competitor and manikin are both below surface as the result of the competitor’s final stroke/lunge to touch the turning or finish wall/edge or for a relay exchange, it shall not be a disqualification.

Section 3.3.4: The duties and responsibilities of manikin handlers have been further amended to provide clarity and to add that handlers actions should not disadvantage any competitor in a Manikin Tow or Superlifesaver event.

- Section 3.11.2:** Added a new point (j) to clarify what can occur if a competitor loses their fins. In addition a new point (k) clarifies what can occur if the rescue tube has a technical defect.
- Section 3.12.2:** Added a new point (m) to clarify what can occur if a competitor loses their fins. In addition a new point (n) clarifies what can occur if the rescue tube has a technical defect.
- Section 3.14.3:** The correct disqualification reference for point (h) is DQ21.
- Section 3.16.2:** Added a new point (e) to clarify what can occur if a competitor loses their fins. In addition a new point (f) clarifies what can occur if the rescue tube has a technical defect.
- Section 3.17.1:** In point (c) and (d) it is clarified that the third competitor must touch the turning wall/edge before the fourth competitor is permitted to touch the manikin. It is also clarified that the outgoing competitors (3 and 4) are to be in contact with the wall at the time they make contact with the manikin
Added a new point (l) to clarify what can occur if a competitor loses their fins.
- Section 3 DQ Codes:** DQ Code 2 has been amended by adding a further dot point “: “Participating contrary to the spirit of the competition (as described in the code of fair play)” as per paragraph 2.16.2 .
The Pool Lifesaver Relay has been added to DQ23 (as per paragraph 3.17.1(h)).
DQ Code 48 has been amended to clarify that the victim must be holding the rescue tube after passing the 10m line.
DQ Code 51 has been amended to clarify the grasping of the Line Throw bar during the race.
DQ Code 60 has been amended to clarify that the third competitor must touch the turning wall/edge before the fourth competitor is permitted to touch the manikin.
- Section 4.4.5:** Clarified that the number of competitors in beach flags finals is 8 or up to 16 in team point score competitions such as the LWCs
- Section 4.11:** Updated the Beach Sprint Diagram.
- Section 4.12:** Updated the Beach Run diagram to reflect the preferred course.
- Section 4.13:** Updated the 3x1km Beach Run Relay diagram to reflect the preferred course and changeover zone.
- Section 4.16:** The Ski Relay wording and diagram have been updated to reflect the further modified Masters course.
- Section 4.18:** The Board Relay wording and diagram have been updated to reflect the further modified Masters course.
- Section 4.20.1:** Clarified that the competitors in the Oceanman/Oceanwoman must start the race from their allocated beach position.
- Section 4.20.4:** Updated the Oceanman/woman wording for the Masters event and a new diagram to reflect the modified Masters course for both the Oceanman/woman and Oceanman/woman relay events.
Note: Subsequent subpoints have been renumbered.
- Section 4.21.2:** An additional note 3 has been added to the course description that should tide or surf or beach conditions make it impractical to set a suitable M shaped water course, the Competition Committee may also alternatively decide to use the traditional Oceanman/Oceanwoman for the water legs of the event while retaining the on-beach course for the event.

- Section 4.23.1:** Clarified that If the swim leg is the second or third leg of the race, competitors are to commence their leg of the race from the same drawn position of their team in the leg immediately prior to the swim leg.
- Section 4.23:** The Oceanman/woman relay wording has been updated and a new diagram added to reflect the further modified Masters course.
- Section 4.24.1:** An additional note for a mixed Ocean M Lifesaver Relay event that if advised as part of the entry process, a single ballot shall be undertaken prior to the commencement of competition to determine the gender order for the legs of the Ocean M Lifesaver Relay event.
It is also clarified that shoes may be worn by the runner in this event.
- Section 4.24.2:** Additional notes 1 and 2 have been added to clarify course set up options should surf and/or tide conditions dictate.
- Section 4 DQ Codes:** DQ Code 2 has been amended by adding a further dot point “: “Participating contrary to the spirit of the competition (as described in the code of fair play)” as per paragraph 2.16.2 .
- Section 5.1.4 & 5:** Added wording to further outline the conduct of the Simulated Emergency Response Competition (SERC) and to clarify that a SERC may be conducted in aquatic (wet) (5.1.4) and non-aquatic (dry) (5.1.5) environments. It is also clarified that ILS Lifesaving World Championship SERC events are to be conducted in a “wet environment)
Note: The subsequent sections in 5.1 have been renumbered.
- Section 5 DQ Codes:** DQ Code 2 has been amended by adding a further dot point “: “Participating contrary to the spirit of the competition (as described in the code of fair play)” as per paragraph 2.16.2 .
- Section 5 Judging:** Clarified in the Sample Judging Score Sheet that a weak swimmer is cooperative if a non contact rescue is attempted.
- Section 6 DQ Codes:** DQ Code 2 has been amended by adding a further dot point “: “Participating contrary to the spirit of the competition (as described in the code of fair play)” as per paragraph 2.16.2 .
- Section 7.3.6:** Amended the wording to clarify that at the finish that the IRB is to be beached and remain wholly within the allocated lane until the driver has exited the IRB.
- Section 7.3.7:** Amended the wording to clarify that at the change over in team events the IRB is to be beached and remain wholly within the allocated lane until the driver has exited the IRB.
- Section 7 DQ Codes:** Added separate disqualification codes for general rule breaches as per other Sections of the Rule Book (and as distinct from the existing IRB technical and safety codes).
- Section 8.7** Added a General Section to include the list of ILS approved manikins.
- Section 8.13:** Amended the wording to clarify swimwear for both ILS pool and ocean swim events and swim leg of events must comply with the following standards in this section (i.e. there are different standards for non swimming events and non swimming legs of events).
In addition added a note that it is not permitted to wear compression sleeves, socks, stockings etc. in ocean and pool competition and swim legs of events.
- General:** Minor editorial alterations and errata have also been incorporated that provide clarity but not materially alter competition or the rules of events. These may also be highlighted in blue but not specifically noted in the summary of changes.

TABLE OF CONTENTS

LIFESAVING AND SPORT	i
PREFACE	ii
GLOSSARY OF TERMS	v
CLARIFICATIONS AND ERRATA	vi
TABLE OF CONTENTS	x
TABLE OF FIGURES	xix
SECTION 1 THE INTERNATIONAL LIFE SAVING FEDERATION	1
1.1 HISTORY	1
1.2 ORGANISATION	2
1.3 STRATEGIC GOALS	2
1.4 SPORT COMMISSION	2
SECTION 2 GENERAL RULES AND PROCEDURES	3
2.1 ILS-SANCTIONED COMPETITION	3
2.2 COMPETITION ORGANISATION AND ADMINISTRATION	3
2.2.1 Committees, Safety Officer and Security Officer	4
2.2.2 Organising Committee	4
2.2.3 Competition Committee	4
2.2.4 Safety Officer	5
2.2.5 Security Officer	5
2.3 COMPETITION SAFETY	5
2.3.1 Safety and emergency plan	5
2.3.2 Relocation contingency plan	6
2.4 TECHNICAL, SAFETY AND OTHER OFFICIALS	6
2.4.1 Technical officials code of conduct	6
2.4.2 Local Event Manager	7
2.4.3 ILS Event Director	7
TECHNICAL OFFICIALS	8
2.4.4 Chief Referee	8
2.4.5 Deputy Chief Referee	9
2.4.6 Area Referee (Ocean)	9
2.4.7 Event Director (Pool)	9
2.4.8 Sectional Referee	10
2.4.9 Referee Steward/Head Scorer	10
2.4.10 Competition Liaison Officers	11
2.4.11 Course Supervisors	11
2.4.12 Scrutineer Coordinator and Scrutineers	11
2.4.13 Gear and Equipment Coordinator	12
2.4.14 Announcing Coordinator and Commentary Panel	12
2.4.15 Judges	13
2.4.15.1 General	13
2.4.15.2 Chief Judges	13
2.4.15.3 Finish Judges	14
2.4.15.4 Lane Judge (IRBs)	14
2.4.15.5 Lane Judges (Pool Rescue)	14
2.4.15.6 Course Judges	14
2.4.15.7 Specialist Judges	15
2.4.15.8 Electronic Device Specialist Judges	15
2.4.15.9 Timekeeping Judges	16
2.4.15.10 Recording Judges	16
2.4.16 Starters	16
2.4.17 Check Starter	17
2.4.18 Marshall	17
2.4.19 Check Marshall	18
2.4.20 Presentation Steward	18
2.4.21 Appeals Committee Convenor	18
2.4.22 Appeals Committee members	18

NON-TECHNICAL OFFICIALS	19
2.4.23 Disciplinary Committee Convenor.....	19
2.4.24 Disciplinary Committee members	19
2.4.25 Security Officer	19
SAFETY OFFICIALS.....	19
2.4.26 Safety Officer.....	19
2.4.27 Area Risk and Response Officers (ARRO's).....	20
2.4.28 Power Craft Coordinator	20
2.4.29 Water Safety Coordinator	21
2.4.30 Water Safety Personnel.....	21
2.4.31 Communications Coordinator	21
2.4.32 Medical/First Aid Coordinator.....	22
2.4.33 Course Statistician.....	22
2.4.34 Infection Control Marshall(s)	23
2.5 WORLD RECORDS.....	23
2.6 OFFICIAL START AND COMPLETION OF COMPETITION.....	25
2.7 LUCK OF PREVAILING CONDITIONS.....	25
2.8 VIDEO RECORDING DEVICES	25
2.8.1 Mounted on craft.....	25
2.8.2 Attached to competitors	25
2.9 COMMUNICATION DEVICES IN COMPETITION	25
2.10 COMPETITION ATTIRE	26
2.10.1 Swimwear.....	26
2.10.2 Protective clothing	26
2.10.3 Flotation vests and helmets	26
2.10.4 In surfboat events	26
2.10.5 In IRB events.....	26
2.10.6 Competition caps and helmets.....	26
2.10.6.1 IRB events.....	27
2.10.6.2 Surf Boat event:.....	27
2.10.7 Vests	27
2.10.8 Lifejackets and Personal Flotation Devices (PFDs)	27
2.10.9 Eyewear	28
2.10.10 Footwear	28
2.10.11 Wetsuits.....	28
2.10.12 Marine Stinger Suits	28
2.11 AGE CATEGORIES.....	28
2.11.1 Determining Age Categories.....	28
2.12 COMPETITORS WITH A DISABILITY	30
2.13 INTER CLUB NATIONAL AND INTERNATIONAL MEMBER COMPETITION TRANSFERS	30
2.14 DOPING CONTROL	31
2.14.1 Drug policy	31
2.14.1.1 Individual events.....	31
2.14.1.2 Team events	31
2.14.1.3 Team medal count or point score	31
2.15 CODE OF CONDUCT.....	31
2.15.1 Code of conduct for competitors, technical officials and members	31
2.15.2 Fair-play code for lifesaving competitions	32
2.16 MISCONDUCT	33
2.16.1 Conduct and discipline generally	33
2.16.2 Competing unfairly.....	33
2.16.3 Serious discipline offence	34
2.16.4 Disciplinary Committee	34
2.16.5 Notification of Findings	35
2.17 DISQUALIFICATIONS AND “DID NOT FINISH” CLASSIFICATIONS	35
2.17.1 Did not finish (DNF)	35

2.17.2	Disqualification from competition	35
2.17.3	Disqualification from events	35
2.18	PROTESTS AND APPEALS	35
2.18.1	Types of protests	36
2.18.2	Lodging a protest.....	36
2.18.2.1	Protests in Beach Flags.....	36
2.18.3	Adjudication of protests	37
2.18.4	Appeals Committee	37
	PROTEST/APPEAL FORM.....	39
	WORLD RECORD APPLICATION FORM VERSION 2022.....	41
	COMPETITION ORGANISATIONAL STRUCTURE – SCHEMATIC DIAGRAM.....	42
	SECTION 3 POOL EVENTS	43
3.1	GENERAL CONDITIONS FOR POOL COMPETITION.....	43
3.2	STARTS	44
3.2.1	Dive start procedure	44
3.2.2	In-water start procedure.....	44
3.2.3	Disqualification	45
3.3	MANIKINS	45
3.3.1	Competitors surfacing the manikin.....	45
3.3.2	Carrying the manikin.....	46
3.3.3	Towing the manikin	46
3.3.4	Manikin handlers	47
3.4	SEEDING	47
3.4.1	Seeding in heats.....	47
3.4.1.1	If one heat	47
3.4.1.2	If two heats.....	47
3.4.1.3	If three heats	47
3.4.1.4	If four or more heats	47
3.4.1.5	Exception	48
3.4.2	Seeding in time-finals	48
3.4.2.1	If one heat	48
3.4.2.2	If two or more heats.....	48
3.4.3	Assignment of lanes	48
3.4.4	Seeding in finals	48
3.5	TIMEKEEPING AND DETERMINATION OF PLACING	48
3.5.1	Automatic officiating equipment.....	48
3.5.2	Manual time keeping and officiating.....	49
3.6	TECHNICAL OFFICIALS	49
3.7	OBSTACLE SWIM (200m and 100m)	50
3.7.1	Event description – 200m	50
3.7.2	Event description – 100m	50
3.7.3	Equipment	50
3.7.4	Disqualification	50
3.8	MANIKIN CARRY (50m)	51
3.8.1	Event description	51
3.8.2	Equipment	51
3.8.3	Disqualification	51
3.9	RESCUE MEDLEY (100m).....	52
3.9.1	Event description	52
3.9.2	Equipment	52
3.9.3	Disqualification	52
3.10	MANIKIN CARRY WITH FINS (100m)	53
3.10.1	Event description	53
3.10.2	Equipment	53
3.10.3	Disqualification	53
3.11	MANIKIN TOW WITH FINS (100m)	54
3.11.1	Event description	54

3.11.2	Equipment	54
3.11.3	Disqualification	55
3.12	SUPER LIFESAVER (200m).....	56
3.12.1	Event description	56
3.12.2	Equipment	56
3.12.3	Disqualification	57
3.13	LINE THROW– 12.5m	59
3.13.1	Event description	59
3.13.2	Equipment	60
3.13.3	Disqualification	60
3.14	MANIKIN RELAY (4 x 25m)	61
3.14.1	Event description	61
3.14.2	Equipment	61
3.14.3	Disqualification	62
3.15	OBSTACLE RELAY (4 x 50m)	63
3.15.1	Event description	63
3.15.2	Equipment	63
3.15.3	Disqualification	63
3.16	MEDLEY RELAY (4 x 50m)	64
3.16.1	Event description	64
3.16.2	Equipment	64
3.16.3	Disqualification	65
3.17	POOL LIFESAVER RELAY (4 x 50m).....	66
3.17.1	Event description	66
3.17.2	Equipment	67
3.17.3	Disqualification	67
	DISQUALIFICATION CODES FOR POOL EVENTS.....	68
	SECTION 4 OCEAN EVENTS	72
4.1	GENERAL CONDITIONS FOR OCEAN COMPETITION	72
4.2	THE START	73
4.2.1	Prior to the start	73
4.2.2	The Starter	73
4.2.3	Start procedures	73
4.2.4	Start lines	74
4.2.5	Disqualification	74
4.2.6	Notes.....	74
4.2.7	Changeovers and tagging in relays.....	75
4.3	THE FINISH.....	75
4.3.1	Judging.....	75
4.3.2	Time limits	76
4.4	SEEDING	76
4.4.1	Seeding in heats.....	76
4.4.2	Seeding in semi-finals and finals.....	76
4.4.3	Draws for position	76
4.4.4	Beach positions	77
4.4.5	Competitor limits.....	77
4.5	SURF RACE	78
4.5.1	Event description	78
4.5.2	The course	78
4.5.3	Judging.....	78
4.5.4	Disqualification	78
4.6	SURF TEAMS RACE	80
4.6.1	Event description	80
4.6.2	The course	80
4.6.3	Judging.....	80
4.6.4	Disqualification	80
4.7	RESCUE TUBE RESCUE.....	82

4.7.1	Event description	82
4.7.2	Notes	82
4.7.3	The course	83
4.7.4	Equipment	83
4.7.5	Judging.....	83
4.7.6	Disqualification	83
4.8	RESCUE TUBE RACE	85
4.8.1	Event description	85
4.8.2	The course	85
4.8.3	Judging.....	85
4.8.4	Equipment	85
4.8.5	Disqualification	85
4.9	RUN - SWIM - RUN	87
4.9.1	Event description	87
4.9.2	The course	87
4.9.3	Judging.....	87
4.9.4	Disqualification	87
4.10	BEACH FLAGS.....	89
4.10.1	Event description	89
4.10.2	Start procedure.....	89
4.10.3	The start	89
4.10.4	Starting infringements.....	89
4.10.5	Draw for positions.....	89
4.10.6	Number of competitors eliminated	90
4.10.7	Run-offs.....	90
4.10.8	The course	90
4.10.9	Equipment and apparel.....	90
4.10.10	Judging.....	90
4.10.11	Elimination and disqualification.....	90
4.11	BEACH SPRINT	93
4.11.1	Event description	93
4.11.2	The start	93
4.11.3	The course	93
4.11.4	Equipment and apparel.....	93
4.11.5	Judging.....	93
4.11.6	Disqualification	93
4.12	BEACH RUN – 2km and 1km	95
4.12.1	Event description – 2km	95
4.12.2	Event description – 1km	95
4.12.3	The course	95
4.12.4	Equipment and apparel.....	95
4.12.5	Judging.....	95
4.12.6	Disqualification	96
4.13	3 x 1km BEACH RUN RELAY.....	98
4.13.1	Event description – 3 x 1km.....	98
4.13.2	The course	98
4.13.3	Equipment and apparel.....	98
4.13.4	Judging.....	98
4.13.5	Disqualification	99
4.14	BEACH RELAY.....	101
4.14.1	Event description	101
4.14.2	The start	101
4.14.3	Baton changeovers.....	101
4.14.4	The course	101
4.14.5	Equipment and apparel.....	101
4.14.6	Judging/changeovers.....	101
4.14.7	Disqualification	101

4.15	SURF SKI RACE	103
4.15.1	Event description	103
4.15.2	The course	103
4.15.3	Dry Start and Dry finish.....	103
4.15.4	Equipment	104
4.15.5	Judging.....	104
4.15.6	Disqualification	104
4.16	SURF SKI RELAY.....	106
4.16.1	Event description	106
4.16.2	The course	106
4.16.3	Equipment and apparel.....	106
4.16.4	Judging.....	106
4.16.5	Control of craft	107
4.16.6	Masters Ski Relay Course and Procedure Variation	107
4.16.7	Disqualifications.....	107
4.17	BOARD RACE	110
4.17.1	Event description	110
4.17.2	The course	110
4.17.3	Equipment	110
4.17.4	Judging.....	110
4.17.5	Control of Craft	110
4.17.6	Disqualification	110
4.18	BOARD RELAY	112
4.18.1	Event description	112
4.18.2	The course	112
4.18.3	Equipment	112
4.18.4	Judging.....	112
4.18.5	Control of craft.....	113
4.18.6	Masters Board Relay Course and Procedure Variation.....	113
4.18.7	Disqualification	113
4.19	BOARD RESCUE	116
4.19.1	Event description	116
4.19.2	The course	116
4.19.3	Equipment	116
4.19.4	Judging.....	116
4.19.5	Control of victim or board.....	116
4.19.6	Victim pick-up	117
4.19.7	Disqualification	117
4.20	OCEANMAN/OCEANWOMAN.....	118
4.20.1	Event description	119
4.20.2	The course	119
4.20.3	Masters Oceanman/Oceanwoman Variation.....	120
4.20.4	Equipment	120
4.20.5	Judging.....	120
4.20.6	Contact with craft.....	121
4.20.7	Disqualification	121
4.21	OCEAN M.....	124
4.21.1	Event description	124
4.21.2	The course	124
4.21.3	Equipment	126
4.21.4	Judging.....	126
4.21.5	Contact with craft.....	126
4.21.6	Disqualification	126
4.22	OCEANMAN/OCEANWOMAN ELIMINATOR VARIATION.....	128
4.22.1	Event Description	128
4.22.2	Disqualification	128
4.23	OCEANMAN/OCEANWOMAN RELAY	128

4.23.1	Event description	128
4.23.2	Equipment	130
4.23.3	Judging.....	130
4.23.4	Contact with craft.....	130
4.23.5	Masters Oceanman/Oceanwoman Relay Procedure Variation	130
4.23.6	Disqualification	130
4.24	OCEAN M LIFESAVER RELAY	131
4.24.1	Event description	131
4.24.2	The course	131
4.24.3	Disqualification	131
	DISQUALIFICATION CODES FOR OCEAN EVENTS.....	133
	SECTION 5 SIMULATED EMERGENCY RESPONSE COMPETITION.....	134
5.1	GENERAL CONDITIONS FOR SIMULATED EMERGENCY RESPONSE COMPETITION.....	134
5.1.1	Security and lock-up	135
5.1.2	Competition start	135
5.1.3	Competition arena: Aquatic Environment.....	135
5.1.4	Competition arena: Non- Aquatic Environment.....	136
5.1.5	Situation scenarios	136
5.1.6	Victims, manikins and bystanders.....	136
5.1.7	Equipment	137
5.1.8	Start and timekeeping.....	137
5.2	PRINCIPLES OF RESCUE.....	137
5.2.1.	Lifesaver versus lifeguard response	137
5.3	JUDGING AND MARKING.....	138
5.3.1	Marking system	138
5.3.2	Disqualification	139
	DISQUALIFICATION CODES FOR SERC.....	140
	SERC: SAMPLE CHIEF JUDGE SCORING SHEET – OVERALL.....	141
	SERC: SAMPLE JUDGE SCORING SHEET – Non-swimmer.....	142
	SERC: SAMPLE JUDGE SCORING SHEET – Weak Swimmer.....	143
	SERC: SAMPLE JUDGE SCORING SHEET– Unconscious / Non-breathing Victim	144
	SERC: SAMPLE JUDGE SCORING SHEET – Injured Victim	145
	SERC: SAMPLE JUDGE SCORING SHEET – Bystander	146
	SECTION 6 SURF BOAT EVENT	147
6.1	GENERAL CONDITIONS FOR SURF BOAT COMPETITION	147
6.1.1	Luck of prevailing conditions.....	148
6.1.2	Competition area	149
6.2	THE COURSE	149
6.3	PRE-START	150
6.4	THE START	151
6.5	THE SEAWARD JOURNEY.....	151
6.6	THE TURN.....	152
6.7	THE RETURN JOURNEY.....	152
6.8	THE FINISH.....	154
6.9	RACING FORMAT.....	155
6.10	ROUND ROBIN RACING.....	157
6.11	PENALTIES AND DISQUALIFICATION.....	158
	DISQUALIFICATION CODES FOR SURF BOAT EVENTS	158
	SECTION 7 INFLATABLE RESCUE BOAT (IRB) COMPETITION.....	159
7.1	INDEMNITY	159
7.2	GENERAL CONDITIONS	159
7.2.1	Safety essentials	159
7.2.2	Pre-competition safety briefing	160
7.2.3	Safety and technical infringements	160
7.2.4	Competitor prerequisites.....	161
7.2.5	Entry limitations and substitutions.....	161

7.2.6	Equipment requirements, scrutineering and compliance	162
7.2.7	The course	162
7.2.8	Course variations.....	162
7.2.9	Administration and officials	163
7.3	PROCEDURE	164
7.3.1	Placing of patients	165
7.3.2	Preparing for the Start	165
7.3.3	The start	165
7.3.4	Proceed to and from buoys.....	166
7.3.5	The turn and patient pick-up	167
7.3.6	The exit and finish	168
7.3.7	The Changeover (Mass and Teams events only).....	169
7.4	EVENT NO 1: IRB RESCUE	169
7.5	EVENT NO 2: IRB MASS RESCUE	169
7.6	EVENT NO 3: IRB TEAMS RESCUE.....	170
7.7	EVENT NO 4: IRB RESCUE TUBE	170
7.8	DISQUALIFICATION	171
	DISQUALIFICATION CODES FOR IRB EVENTS.....	172
A.	START.....	172
B.	PROCEEDING TO AND FROM BUOYS	173
C.	PATIENT PICK-UP	173
D.	IRB RESCUE TUBE EVENT	174
E.	CHANGEOVER – IRB MASS/TEAMS	174
F.	FINISH.....	174
G.	GENERAL	175
	SECTION 8 FACILITY AND EQUIPMENT STANDARDS AND SCRUTINEERING	
	PROCEDURES.....	176
8.1	POOL FACILITY STANDARDS	176
8.1.1	Scrutineering procedure	176
8.1.2	Length	176
8.1.3	Lanes	176
8.1.4	Starting platform	176
8.1.5	Automatic officiating equipment	176
8.1.6	Water.....	176
8.1.7	Depth.....	176
8.1.8	Dive start	177
8.1.9	Obstacle Swim, Obstacle Relay.....	177
8.1.10	Manikin Carry (50m), Super Lifesaver (200m)	177
8.1.11	Manikin Carry with Fins (100m), Manikin Tow with Fins (100m), Super Lifesaver (200m), Pool Lifesaver Relay (4 x 50m)	178
8.1.12	Rescue Medley (100m).....	178
8.1.13	Manikin Relay (4 x 25m)	178
8.1.14	Medley Relay (4 x 50m).....	179
8.1.15	Line Throw.....	179
8.1.16	Simulated Emergency Response Competition (SERC).....	179
8.2	ILS EQUIPMENT STANDARDS	179
8.2.1	Scrutineering of equipment	179
8.3	BATONS (BEACH FLAGS AND BEACH RELAY).....	180
8.3.1	Scrutineering procedure	180
8.4	SURF BOARDS.....	180
8.4.1	Scrutineering procedure	180
8.5	BOATS	181
8.5.1	Inflatable rescue boats (IRBs).....	181
8.5.2	Surf boats	181
8.5.3	Scrutineering procedure	181
8.6	BUOYS.....	181
8.6.1	Scrutineering procedure	181

8.7	RESCUE MANIKINS.....	182
8.7.1	Scrutineering procedure	183
8.8	OBSTACLES	183
8.8.1	Scrutineering procedure	183
8.9	RESCUE TUBES	183
8.9.1	Scrutineering procedure	184
8.10	SURF SKIS.....	185
8.10.1	Scrutineering procedure	185
8.11	SWIM FINS.....	185
8.11.1	Scrutineering procedure	185
8.12	THROW LINES.....	186
8.12.1	Scrutineering procedure	186
8.13	SWIMWEAR	186
8.13.1	Scrutineering procedure	187
8.14	PERSONAL FLOTATION DEVICES (PFDs).....	187
8.14.1	Scrutineering procedure	188
8.15	HELMETS.....	188
8.15.1	Scrutineering procedure	188
8.16	WETSUITS	188
8.16.1	Scrutineering procedure	188

TABLE OF FIGURES

Figure 1: OBSTACLE SWIM (200m and 100m)	50
Figure 2: MANIKIN CARRY (50m)	51
Figure 3: RESCUE MEDLEY (100m)	52
Figure 4: MANIKIN CARRY WITH FINS (100m)	53
Figure 5: MANIKIN TOW WITH FINS (100m)	54
Figure 6: SUPER LIFESAVER (200m)	56
Figure 7: LINE THROW– 12.5m	59
Figure 8: MANIKIN RELAY (4 x 25m)	61
Figure 9: OBSTACLE RELAY (4 x 50m)	63
Figure 10: MEDLEY RELAY (4 x 50m)	64
Figure 11: POOL LIFESAVER RELAY (4 x 50m)	66
Figure 12: SURF RACE	79
Figure 13: SURF TEAMS RACE	81
Figure 14: RESCUE TUBE RESCUE	84
Figure 15: RESCUE TUBE RACE	86
Figure 16: RUN - SWIM - RUN	88
Figure 17: BEACH FLAGS (ONE ELIMINATION PER RUN-THROUGH)	92
Figure 18: BEACH FLAGS (TWO ELIMINATIONS PER RUN-THROUGH)	92
Figure 19: BEACH SPRINT	94
Figure 20: 1km and 2km BEACH RUN	97
Figure 21: 3 x 1km BEACH RUN RELAY	100
Figure 22: BEACH RELAY	100
Figure 23: SURF SKI RACE	105
Figure 24: OPEN and YOUTH SURF SKI RELAY	108
Figure 25: MASTERS SURF SKI RELAY	109
Figure 26: BOARD RACE	109
Figure 27: OPEN AND YOUTH BOARD RELAY	109
Figure 28: MASTERS BOARD RELAY RACE	115
Figure 29: BOARD RESCUE	118
Figure 30: OPEN and YOUTH OCEANMAN/OCEANWOMAN and OCEANMAN/OCEANWOMAN RELAY	122
Figure 31: MASTERS OCEANMAN/OCEANWOMAN and OCEANMAN/OCEANWOMAN RELAY	123
Figure 32: INDIVIDUAL OCEAN M COURSE	127
Figure 33: OCEAN M LIFESAVER RELAY COURSE	132
Figure 34: SURF BOAT RACE	150
Figure 35: SURF BOAT TURNS AT BUOYS	154
Figure 36: SURF BOAT RACE OPTIONAL START AND/OR FINISH	156
Figure 37: TYPICAL INFLATABLE RESCUE BOAT COMPETITION AREA	164

ILS COMPETITION RULE BOOK
2019 Edition
(Revised February 2020, January 2021, March 2021, March 2022)

SECTION 1
THE INTERNATIONAL LIFE SAVING
FEDERATION



SECTION 1 THE INTERNATIONAL LIFE SAVING FEDERATION

1.1 HISTORY

Fédération Internationale de Sauvetage

At the end of the nineteenth century, several national lifesaving organisations were working with and learning from each other by exchanging lifesaving techniques and experiences. Organised international lifesaving activities date back to 1878 when an International Congress was hosted in Marseille in the South of France. In the decades since, there have been many independent national lifesaving achievements. A need for an international forum to exchange ideas was soon recognised. The dynamic Frenchman, Raymond Pitet organised a lifesaving congress in 1900 during the Paris World Fair with the purpose of setting up a world federation. He did not succeed in achieving this objective at that time but did not give up the idea.

From 25th to 30th January, 1910, Paris had to contend with heavy floods and the lifesavers were ever ready to act. These acts of human solidarity from the neighbouring countries incited Raymond Pitet to organise a new congress, this time in Saint-Ouen, a small town located 7km from the centre of Paris.

At this congress the Fédération Internationale de Sauvetage (FIS) was founded on 27th March, 1910 by federations from Belgium, Denmark, France, Great Britain, Luxembourg and Switzerland. Spain and Italy could not attend the meeting but signed the deed of incorporation. FIS was incorporated in France and set up its head office after its foundation in Paris, in the home of Raymond Pitet.

In the following years congresses and international championships took place in European countries but the First World War stopped the expansion of the International Federation. Between the two World Wars, attention was not only given to water rescue but also to road and mountain rescue services. After the Second World War, FIS became a leading authority in drowning prevention and lifesaving sport.

In 1953, the first Pool Lifesaving World Championships took place. This was the start of the regularly organised world championships.

World Life Saving

World Life Saving (WLS) was founded on 24th March, 1971 in Cronulla, Australia. The final approval of the Constitution came into effect on the 14th June, 1977. The founding members of World Life Saving were: Australia, Great Britain, New Zealand, South Africa and the United States of America.

WLS was founded for the purpose of establishing educational marine safety and aquatic programmes on a people-to-people basis. In 1974, the first World Surf Lifesaving Championships for National Teams took place in Port Elizabeth and Durban (South Africa). In 1981, the first World Surf Lifesaving Championships for Clubs took place in Kuta, Bali (Indonesia). In 1986, the Lifesaving Society Canada hosted WLS and FIS members at an international aquatic exposition in Vancouver which included an international lifesaving competition. Its title was “Rescue ‘86” – the beginning of the “Rescue” series of international meetings and competitions.

International Life Saving Federation

The International Life Saving Federation (ILS) was created at the jointly organised General Assembly of FIS and WLS on 26th February, 1993 in Leuven (Belgium) by the official signing of the merging agreement between the Fédération Internationale de Sauvetage Aquatique (FIS) and World Life Saving (WLS).

On the same date FIS and WLS agreed on a draft ILS Constitution and draft Byelaws. ILS was constituted on Saturday, 3rd September, 1994 in Cardiff (United Kingdom). The creation date marks the official founding of ILS. The first Lifesaving World Championships under the auspices of ILS also took place in 1994 in Cardiff and Newquay (United Kingdom) and encompassed both pool and ocean competition. This Championship and subsequent biennial ILS Championships conducted up until 2012 were called the “Rescue” Championships.

In 2014 the word “Rescue” was replaced with the term “Lifesaving World Championships” (LWC) to better describe the ILS LWC and to delineate from the biennial ILS World Conference on Drowning Prevention.

1.2 ORGANISATION

The supreme authority of ILS is the General Assembly in which member organisations are represented. The General Assembly establishes ILS priorities. The Elective General Assembly is organised every four years and elects a Board of Directors. The Board of Directors conducts the business of ILS between meetings of the General Assembly and is chaired by the President. The General Secretariat (Headquarters) is currently located in Leuven (Belgium) and houses the administration.

ILS decentralises its affairs under the management of four Regional Branches. The Branches are established in and for Africa, the Americas, Asia-Pacific and Europe and are responsible for initiating, supervising and coordinating regional activities.

ILS has created Commissions which in turn are composed of Committees responsible for the management, development and technical aspects of each major ILS field of activity. The four Commissions are: Drowning Prevention and Public Education, Rescue, Lifesaving Sport and Business.

ILS also cooperates with partner organisations, governments, non-government organisations (NGOs) and sponsors to promote lifesaving worldwide.

ILS is a unique international federation in that it sponsors and sanctions athletic competition as an important method of furthering its humanitarian lifesaving work. Lifesaving through competition is one of the established goals.

1.3 STRATEGIC GOALS

The Strategic Goals of ILS are to:

- Build the capacity to reduce drowning within targeted communities.
- Position ILS as the world authority of drowning prevention, lifesaving and lifesaving sport.
- Reduce the drowning of children globally through partnership and collaboration.
- Expand the scope, reach and recognition of lifesaving sport.
- Create a sustainable business model.
- Establish and promote global best practice.
- Engage with every nation.

1.4 SPORT COMMISSION


The Sport Commission oversees all aspects of lifesaving sport in the international sport arena. The Commission’s responsibilities include, but are not limited to:

- Sport rules
- Championships
- Sport management
- Anti-doping
- Athletes
- Technical officials
- Sport development and
- Sport research

The Commission supports the Board of Directors in the facilitation of relationships with collaborating sports organisations

ILS COMPETITION RULE BOOK
2019 Edition
(Revised February 2020, January 2021, March 2021, March 2022)

SECTION 2
GENERAL RULES AND
PROCEDURES



SECTION 2 GENERAL RULES AND PROCEDURES

The sport of lifesaving contributes to the worldwide drowning prevention mission of ILS. As the international federation for lifesaving sport, ILS establishes rules for the purpose of ensuring a safe and fair system, within which lifesaving competitions may be regulated and conducted.

The ILS alone shall authorise Lifesaving World Championships (LWC). No ILS member Federation may conduct a Lifesaving competition that purports to be a “world” event without the formal application to, and approval from, ILS. Further, the words/terms “ILS”, “International Life Saving”, “Lifesaving World Championships”, “LWC”, “Oceanman”, “Ocean M”, “Ocean M Lifesaver Relay”, “Oceanwoman”, “World”, “Lifesaving”, “Life Saving”, “Rescue Series”, “World Lifesaving Championships” and “World Water Safety”, may not be used in connection with any lifesaving competition without formal application and the written consent of the ILS.

2.1 ILS-SANCTIONED COMPETITION

ILS alone may sanction other lifesaving competitions. All ILS-sanctioned lifesaving competitions must use ILS rules as documented in the current edition of *ILS Competition Rule Book*.

ILS sanctions world championships, international championships, ILS regional championships, and national championships. ILS may sanction other international or national competitions.

The purpose of sanctioning is to ensure that all events run under the auspices of ILS adhere to a consistent standard, and that they do not damage the image of ILS. Such events will be run by ILS Full Members, who have obtained the correct local permissions, and have risk management and insurance processes in place. No record can be broken in events that are not sanctioned by ILS. All ILS member organisations are encouraged to ensure that all of their national events are sanctioned by ILS.

- (a) The host organisation is responsible for completing the application for sanction and for ensuring the sanctioning requirements are met. Applications for sanction must be received by the ILS Regional Secretary and the ILS headquarters. Host organisations should contact ILS headquarters for applications and application procedures. The ILS Sanctioning Form is available at www.ilsf.org.
- (b) For all ILS-sanctioned competition, ILS shall appoint the chair of the ILS Sport Commission (or an appointee of the chair) as official liaison to the host organising committee with responsibility for ensuring all terms of the sanction are met.

2.2 COMPETITION ORGANISATION AND ADMINISTRATION

- (a) All competitions conducted by ILS (including world championships) or sanctioned by ILS and conducted under the authority of ILS member organisations are subject to the *ILS Competition Rule Book*, the constitution of ILS and the relevant member organisation, and regulations made under those constitutions. Special conditions may apply to some competitions, in which case, the organising authority issues clarifying handbooks, bulletins or circulars that are binding on all participants.
- (b) By entering the competition, participants acknowledge their responsibility and duty to know the relevant rules, regulations and procedures that govern that competition.
- (c) Competition organisers must make available all necessary information to enable competitors or clubs to determine their eligibility for entry in the competition and the responsibilities imposed by that entry.
- (d) Competition communications should provide other information necessary for the proper conduct of the competition, including for example:
 - The name and nature of the competition.
 - The name and address of the ILS member organising authority.
 - The names and addresses of the Organising Committee with specific notation of the Competition Organiser.
 - A statement to the effect that the competition is “held under the authority and regulations of ILS and/or ILS member organisation” together with an appropriate waiver and disclosure and advice of any ILS event sanction.

- The venue and date of the competition and the dates, times and other details regarding briefings, reporting for competition marshalling, competition start, closure of competition, etc. The dates for opening and closing of entries, how (and where) they will be made, and respective entry fees.
- A full description of the proposed competitions. In the case of special events or multi-discipline events, it may also be necessary to include the "legs" and total length of course and other appropriate details.
- Any conditions under which entries may be refused and details of age limits.
- Such information regarding insurance as may be required by the organiser and/or is appropriate to the competition in terms of responsibility for private property, public liability and personal accident insurance.
- Details of special specification requirements for equipment (if any), etc., and the time and place of any scrutineering.
- A detailed list of prizes and/or awards allocated and the manner in which results will be determined and prizes awarded.
- Details of any special procedures or fees for appeals.
- Provisions regarding postponement, abandonment and/or cancellation of the competition and/or the capacity to alter any, or all the events.
- Where appropriate, a reminder of the obligations on competitors to secure the written endorsement from their ILS member organisation, club or other relevant authority.
- The maximum number of competitors/teams in a competition or event and how numbers are to be controlled.
- If appropriate, how equipment may be changed or substituted during an event.
- Details of competition sponsors' expectations with regard to decals to be placed on craft, sponsor identified clothing to be worn by technical officials, work parties, and competitors, etc. and restrictions (if any) on the display of other sponsor logos or messages on competitors' equipment or clothing.
- Whether (and which) facts are to be judged by appointed officials.
- The scale of penalties applicable to the competition.
- Water temperatures: average for the date of competition. Air temperature and humidity: average for the date of competition. Unusual course hazards or requirements of special equipment: e.g. wetsuit, assistance etc. Clear directions to the race venue and check-in site.

2.2.1 Committees, Safety Officer and Security Officer

For each competition, the relevant authority appoints an Organising Committee, a Competition Committee, and appropriate safety and emergency personnel. For smaller competitions, it may be appropriate to combine the functions of the committees into a single oversight body.

The relationship between the Organising Committee, Competition Committee and Safety Committees etc. are detailed in the schematic diagram at the end of this Section.

2.2.2 Organising Committee

The Organising Committee shall be responsible for the planning and development of the safety, logistical, and operational organisation of the competition and non-competition aspects of the event. The composition of the Organising Committee depends on the nature of the competition being organised.

The Organising Committee liaises with and is responsible to the lifesaving sport authority.

The Organising Committee determines the composition of the Competition Committee and supports the Committee as required.

Formal records of any meetings of the Organising Committee must be taken and kept.

2.2.3 Competition Committee

The Competition Committee directs all matters relating to the actual delivery and conduct of the competition. This Committee may, subject to the rules, alter, postpone or cancel events, or alter the competition venue.

The Competition Committee shall seek advice from the Organising Committee, Chief Referee(s), the Safety Officer, Security Officer and relevant emergency personnel, subject matter experts and others as appropriate on any matter relating to the organisation and conduct of the competition.

Formal records of any meetings of the Competition Committee must be taken and kept.

2.2.4 Safety Officer

A Safety Officer shall be appointed by the relevant authority who must consider and advise the Organising and Competition Committees on all matters relating to competition and non-competition safety, security and emergency services. For larger competitions it may be appropriate to appoint an emergency and safety committee representing the various role responsibilities. The Chair of such a committee shall be appointed to the Organising and Competition Committees.

Formal records of advice provided must be taken and kept.

2.2.5 Security Officer

Dependent on the competition a discrete Security Officer may also be appointed by the relevant authority. The Security Officer is not a technical official's role but is to consider and advise Organising, Competition and Safety Committees on all matters relating to competition and non-competition security. The Security Officer is also responsible for ensuring that an appropriate security plan, procedures and security personnel are in place to secure all participants, spectators, equipment and "gear" etc. at competition facilities and environments.

Formal records of advice provided must be taken and kept by the Security Officer.

2.3 COMPETITION SAFETY

The provision of safe competitions is essential and a priority in competition planning. The host organising committee is responsible for the provision of adequate resources to ensure the safety of those involved with the competition.

- (a) The host organising committee shall appoint a Safety Officer who is responsible for ensuring that all competition facilities and environments are safe for use, and that the appropriate safety plan, equipment, craft, procedures and emergency personnel are in place to ensure the safety of competitors, officials and spectators, etc.
- (b) The Safety Officer is a member of the Organising Committee and the Competition Committee.
- (c) No competition shall be sanctioned by ILS until the ILS Sport Commission is satisfied that the competition facilities are safe, and that the appropriate safety and emergency plan, equipment, procedures and personnel are in place.
- (d) No ocean event shall be conducted until the Chief Referee or Safety Officer has assessed the surf conditions and reported to the Competition Committee. Only the Competition Committee has the authority to cancel, reschedule, or relocate the competition or event.
- (e) The Chief Referee or the appointed coordinator of emergency services (as named in the safety and emergency plan) shall assume control of emergencies arising during competition.

Note: It is necessary for a common language to be spoken between the Chief Referee and the coordinator of emergency services. If necessary an interpreter may be appointed by the Organising Committee to assist with communication.

2.3.1 Safety and emergency plan

- (a) The host organising committee shall prepare a safety and emergency plan to ensure:
 - The venue(s) are fit and proper for the purposes of competition.
 - The general safety of competitors, competition personnel and spectators.
 - The personnel and procedures are in place in case of minor or major emergencies involving injury to or illness of competitors, technical officials, competition personnel or spectators.
- (b) The plan shall:

- Outline the facilities to be used during the competition by competitors, technical officials, competition personnel, and spectators.
 - Identify the individuals with authority to initiate the plan and the chain of command and coordination of emergency services.
 - Identify safety personnel and protocols including land and water patrols and their respective job descriptions.
 - Identify logistical information necessary for the deployment of emergency services: personnel and their deployment, access to competition venues, equipment, communications protocol and methods, vehicle access, and alternate venue(s).
 - Identify the emergency care facilities including the number, location and type of first aid sites, the equipment at each site, and the personnel in place or on call to staff these sites. The plan will identify on-site and off-site medical facilities including the location and contact details of the nearest medical centre and hospital.
 - Identify the protocols for the operation of the emergency vehicle(s) on hand in case of the need to transport patients from or rescue teams to an incident site.
 - Identify the start and finish times of competition in open water to allow for sufficient light for search and rescue (SAR) operations in the event of a missing competitor.
Note: Generally the finish time of competition will be a minimum of 90minutes before there is insufficient light to enable an effective SAR operation to be undertaken.
 - Identify available emergency services and their tasking protocols and specify how internal and external agencies and services are to be activated.
 - Specify the decision-making responsibility in the event of death or serious injury to a competitor, technical official, competition personnel or spectator during the competition.
- (c) The plan shall be shared with the local agencies and services expected to participate in case of emergency and shall be explained at team manager and officials briefings. An outline of the plan including availability and details of emergency medical facilities should also be provided to each team manager and be available and promoted to all competition personnel.

2.3.2 Relocation contingency plan

- (a) In open water competition, adverse weather can create extremes in heat or cold, storms, dangerous surf or swell and associated dangers for competitors. Man-made disasters such as pollution of the water and beach cannot be discounted. In pool competition, problems such as water quality, power failure or equipment malfunction may occur.
- (b) The host organising committee shall prepare a contingency plan to ensure the protocols and procedures are in place in the event adverse weather or other conditions threaten to prevent the conduct of part or all the competition.
- (c) The contingency plan shall:
- Identify the decision-making authority and protocol for suspension, cancellation, postponement, or relocation of part or all the competition.
 - Identify alternative locations where part or all the competition may be safely conducted within the timeframe set down.
 - Specify the responsibilities and procedures for communicating decisions and directions concerning suspension, cancellation, postponement or relocation.
 - Outline the logistical plan for relocating competitors, competition personnel and equipment to an alternate location.
 - Outline the responsibilities for event set-up and re-scheduling at the alternate location(s).

Note: Refer to www.ilsf.org for further information regarding competition safety and contingency plans, sample safety guidelines, etc.

2.4 TECHNICAL, SAFETY AND OTHER OFFICIALS

2.4.1 Technical officials code of conduct

- (a) All officials must be accredited by their national governing body for lifesaving sport and officials' applications must be endorsed prior to notification of appointment as an official.

Note: Other personnel with suitable experience and/or specialist qualifications may be appointed to undertake specialist roles at a competition e.g. timekeeper, recorder, safety, medical, judge in boat, etc. Such personnel will be provided with instructions as to their roles and responsibilities.

- (b) Officials may not 'coach' or similarly assist a competing team. An official found to be in violation of this rule shall be declared ineligible to act further as an official. Officials who hold seminars or clinics for groups which include competitors are not deemed to be violating this rule.
- (c) For additional information, see 2.15 *Code of Conduct*.
- (d) **Meetings:** Officials are required to attend the appropriate briefings to review judging sheets and event procedures, etc.
- (d) **Dress:** Officials shall wear a white or blue top with white or blue shorts, pants or skirts. Hats should be white. Protective clothing such as raincoats or anoraks may be worn as appropriate.

Note: If the organiser provides an event specific uniform it should be worn.

2.4.2 Local Event Manager

The Local Event Manager (or different name with this responsibility) reports to the Organising Committee and, during competition, to the Competition Committee. The Event Manager is responsible for the organisation of the competition within the parameters established by the *ILS Competition Rule Book* and the Organising Committee. The Local Event Manager deals with any issues and represents the Organising Committee at the venue.

2.4.3 ILS Event Director

At ILS managed events an ILS Event Director will be appointed to support ILS and the ILS Sports Commission in the planning and delivery of Lifesaving World Championships and reports to the Competition Committee for the event.

The Organising Committee for an event shall arrange for the appointment of officials including but not limited to:

Technical:

- Chief Referee
- Deputy Chief Referee
- Area Referee (Ocean)
- Event Director (Pool)
- Sectional Referee
- Referee Steward/Head Scorer
- Competition Liaison Officers
- Course Supervisor
- Scrutineer Coordinator and Scrutineers
- Judges:
- Chief Judge
- Finish Judge
- Lane Judge
- Course Judge
- Specialist Judge
- Electronic Device Specialist Judge
- Timekeeping Judge
- Recording Judge
- Starter
- Check Starter
- Marshall
- Check Marshall
- Announcing Coordinator and Commentary Panel
- Gear and Equipment Coordinator

- Presentation Steward
- Appeals Committee Convenor
- Appeals Committee Members

Non-Technical:

- Disciplinary Committee Convenor
- Disciplinary Committee Members
- Security Officer

Safety:

- Safety Officer
- Area Risk and Response Officer
- Water Safety Coordinators
- Power Craft Coordinator
- Water Safety Personnel
- Communications Coordinator
- Medical/First Aid Coordinator
- Course Statistician
- Infection Control Marshall

Note 1: At smaller competitions it may be appropriate for some of the functions of competition officials to be combined providing that the provision of safety is not compromised.

Note 2: At all times those involved at a competition need to be aware of the safety and welfare of competitors, officials and other personnel and immediately report any observations or concerns.

Note 3: Officials should record any infringement of competition rules or conduct violations that may be required to support any actions that have been taken or need to be considered at a later time.

TECHNICAL OFFICIALS

2.4.4 Chief Referee

The Chief Referee shall:

- (a) In conjunction with the Competition Committee, be responsible for all matters relating to the actual conduct of the competition and matters, of which, the final settlement is not covered by ILS rules. The Chief Referee will also implement the rules and regulations governing the competition or event being conducted.
- (b) Be aware at all times of the safety and welfare of competitors, officials and other personnel involved in the competition and have the authority to immediately suspend wholly or in part the competition and refer that decision to the Safety Officer and the Competition Committee.
Note: The Chief Referee has the authority to initiate and coordinate any search and rescue actions. The Chief Referee must immediately notify the Safety Officer and the Competition Committee of their action.
- (c) Respond immediately to any reports of safety concerns directly received from competitors, power craft, water safety personnel, officials and lifesaving/lifeguard personnel and liaise as appropriate with the Safety Officer and/or the Competition Committee.
- (d) Conduct pre and post briefings for senior officials and/or team managers and/or coaches and/or competitors on the conduct and programme for the competition including entry conditions, timetables, area layouts, special events, safety, and emergency arrangements.
- (e) Make any alteration to the programme that they consider necessary and communicate these changes without delay to all interested parties. Any alterations should take into consideration the safety and welfare of both competitors and officials.
- (f) Consider and adjudicate upon reports, protests, breaches of rules and on all matters relating to the conduct of officials, competitors, coaches, managers and events. Any decision made may be the subject of appeal as provided for in Sections 2.18 – Protests and Appeals.

- (g) Consider and adjudicate on any unbecoming conduct during the competition or event. If considered necessary, refer any offence or offenders to ILS for consideration of further penalty.
- (h) If required exercise the power to disqualify or penalise a competitor. The Chief Referee is not required to give notification of any disqualification or penalty until the conclusion of the relevant event.
- (i) Conduct any other briefings when considered necessary with officials, team managers, coaches and competitors.
- (j) Report to the relevant ILS authority on the conduct of the competition together with any appropriate recommendations.

2.4.5 Deputy Chief Referee

The Deputy Chief Referee, if appointed, shall:

- (a) Assist in the conduct and organisation of the competition, and in the absence of the Chief Referee assume their authority and responsibilities.
- (b) Take control of a particular area of the competition with Chief Referee authority or be assigned to a specific role or be designated a specific authority.
- (c) Be aware at all times of the safety and welfare of competitors, officials and other personnel involved in the competition and have the authority to immediately suspend wholly or in part the competition and refer that decision to the Chief Referee.
- (d) The Deputy Chief Referee also has the authority to initiate any search and rescue actions if necessary and notify the Safety Officer and Chief Referee or their delegate.

2.4.6 Area Referee (Ocean)

The Area Referee(s), if appointed, shall:

- (a) Be responsible to the Chief Referee or the Deputy Chief Referee for the control and organisation of a specific area or a group of sections or events of the competition including the proper layout of course(s) pertaining to the conditions.
- (b) Implement the rules and regulations governing the competition and events being conducted in the particular area of control.
- (c) Be aware at all times of the safety and welfare of competitors, officials and other personnel involved in the competition and have the authority to immediately suspend wholly or in part the competition in that area and refer that decision to the Chief Referee and Safety Officer.
- (d) In conjunction with the Area Risk and Response Officer, the Area Referee has the authority to initiate any search and rescue actions and immediately notify the Safety Officer and Chief Referee or their delegate.
- (e) At the Chief Referee's discretion, consider and adjudicate upon protests.
- (f) Brief the Sectional Referee/s under their control of any specific requirements to manage their sections.
- (g) Provide reports and recommendations to the Chief Referee or Authority on the conduct of the area.

2.4.7 Event Director (Pool)

The Event Director(s), if appointed, shall:

- (a) Be responsible to the Chief Referee for the control and organisation of a specific area or events of the competition, and implement the rules and regulations governing the competition and events being conducted in the particular area of control. In particular the Event Director will:
 - whistle the competitors to prepare themselves for the start of the event (by for example, positioning themselves on the starting blocks);
 - ensure the equipment is set and the Chief Timekeeper has signalled they are ready before whistling competitors to their starting position;

- signal to the Starter the competitors are set and hand them over to the Starter; and
 - record the finish order of competitors in events.
- (b) The Event Director is responsible for overseeing and collating all result paperwork relating to each event including any disqualifications and ensuring they are received by recording personnel.
- (c) The Event Director (and the Starter) will be responsible for recalling competitors by whistle signal or other means if in his or her opinion the start conditions were breached, or the start was unfair.

2.4.8 Sectional Referee

The Sectional Referee, if appointed, shall:

- (a) Be responsible to the Chief Referee or Area Referee for the control and organisation of a specific section of the competition including the proper layout of courses(s) pertaining to the conditions.
- (b) Implement the rules and regulations governing the competition and events being conducted in the particular section of responsibility.
- (c) Be aware at all times of the safety and welfare of competitors, officials and other personnel involved in the competition and have the authority to immediately suspend wholly or in part the competition in that section and refer that decision to the Area Referee and the Area Risk and Response Officer.
- (d) In conjunction with the Area Referee, Area Risk and Response Officer, the Sectional Referee has the authority to initiate any search and rescue actions and immediately notify the Safety Officer and Chief Referee or their delegate.
- (e) At the Chief Referee or Area Referee's direction, consider and adjudicate upon protests.
- (f) Ensure all appointed officials are aware of their positions and responsibilities.
- (g) Provide reports and recommendations to the Chief Referee or relevant ILS authority on the conduct of the Section.

2.4.9 Referee Steward/Head Scorer

The Referee Steward/Head Scorer, if appointed, shall:

- (a) Act under the supervision of the Chief Referee.
- (b) Be responsible for the overall manual and electronic record keeping of all competition events and point scores.
- (c) Arrange for the supply and distribution of result cards and the necessary stationery to conduct events.
- (d) Supervise the recording procedures as required for the conduct of the competition and may allocate Recorders to Sectional Referees.
- (e) Supervise the collection of results from each section.
- (f) Supervise draws for rounds, quarter-finals, semi-finals and finals as required by the Sectional Referee.
- (g) In the case of events where judges utilise marking sheets to determine the result of an event (e.g. SERC,) the Referee Steward shall liaise with the relevant Referee to determine a result in instances of any compilation errors.
- (h) Complete world (and other) record applications for signature by the Chief Referee.
- (i) Liaise with media regarding results.
- (j) At all times be aware of the safety and welfare of competitors, officials and other personnel involved in the competition and immediately report any concerns to the relevant Referee or their delegate and the Safety Officer. If the matter is a catastrophic event the official may order an immediate suspension of competition in their area and immediately escalate the matter to the Chief Referee and/or their Area Referee and/or the Safety Officer.

2.4.10 Competition Liaison Officers

The Competition Liaison Officers, if appointed, shall:

- (a) Act under the supervision of a Liaison Coordinator (if appointed) and the Area or Sectional Referee.

Note: The Liaison Coordinator will usually be one of the appointed Liaison Officers and will liaise with the Chief Referee to streamline the liaison process to ensure, as far as practicable, the efficient conduct of competition.

- (b) Liaise with competitors, coaches, team managers and officials so as to provide assistance and communicate any rules and queries related to the conduct of the events.
- (c) Be positioned so as to be accessible to competitors, coaches and team managers.
- (d) Advise the Chief Referee, Area Referee or Sectional Referee or Event Director of any concerns raised by competitors, coaches and team managers relating to event conduct, courses or safety issues.
- (e) Provide guidance for competitors, coaches and team managers on protest and appeal procedures and the best method of approach to the Chief Referee involved.
Note: Liaison Officers are, at all times, to execute their duties without bias and to demonstrate the maintenance of an open, neutral position in all dealings with officials, competitors, coaches and team managers.
- (f) Be aware at all times of the safety and welfare of competitors, officials and other personnel involved in the competition and immediately report any concerns to the Safety Officer and Chief Referee or their delegate. If the matter is a catastrophic event the official may order an immediate suspension of competition in their area and immediately escalate the matter to the Chief Referee and/or their Area Referee and/or the Safety Officer.

2.4.11 Course Supervisors

The Course Supervisor(s), if appointed, shall:

- (a) Be responsible to the Chief Referee, or Area or Sectional Referee or Event Directors for the safe, proper and fair layout of courses.
- (b) In conjunction with the Area Risk and Response Officer (ARRO), assess the prevailing and expected on-beach and in-water beach conditions for the duration of competition including available beach and sand, tides, current, swell, wind conditions and any other pertinent issues.
- (c) Work with the Power Craft Coordinator and other appointed personnel to supervise the laying of and adjustment of in-water courses prior to and during competition to ensure, as far as practicable, compliance with event conditions and to provide for safe, proper, fair and equal racing conditions for all competitors.
- (d) Supervise the setting and adjustment of beach and lifesaving event courses and on-beach courses relating to in-water events to provide, as far as practicable, safe, fair and equal racing conditions for all competitors.
- (e) Liaise with competitors and/or competitor panels, Competition Liaison Officers and other personnel regarding course conditions.
- (f) Be aware at all times of the safety and welfare of competitors, officials and other personnel involved in the competition and immediately report any concerns to the Chief Referee their delegate and/or the ARRO. If the matter is a catastrophic event the official may order an immediate suspension of competition in their area and immediately escalate the matter to the Chief Referee and/or their Area Referee and/or the Safety Officer.

2.4.12 Scrutineer Coordinator and Scrutineers

The Scrutineer Coordinator, if appointed, shall:

- (a) Act under the supervision of the Chief Referee.

- (b) Be responsible for control and organisation of measuring gear and scrutineering equipment to ensure that all craft, boats and/or equipment is operating, and otherwise, in accordance with the current specifications approved by ILS.
- (c) Arrange for the correct setting up of the scrutineering area and measuring devices.
- (d) Ensure the scrutineering standards used are in line with the current gear and equipment specifications as advised by the relevant ILS authority.
- (e) Arrange for a programme and timetable for the processing of competition gear and equipment including maintaining of records.
- (f) Supervise and roster Scrutineers to allocated positions, times and particular responsibilities.
- (g) Together with appointed Scrutineers, make inspections and examine craft and equipment before the entry of competitors' equipment into the competition arena.
- (h) Observe competition events and if they consider that the performance of a particular craft, motor or item of equipment appears to exceed the manufacturers' performance specification, they shall make these observations known to the Chief Referee.
- (i) If considered necessary, or if requested, arrange for inspections during and/or after an event or competition.
- (j) Liaise with the Chief Referee on infringements and any concerns raised by competitors, team managers or coaches.
- (k) Provide reports and recommendations to the Chief Referee or Authority on the conduct of the scrutineering programme.
- (l) Be aware at all times of the safety and welfare of competitors, officials and other personnel involved in the competition and immediately report any concerns to the Chief Referee or their delegate and/or the Safety Officer. If the matter is a catastrophic event the official may order an immediate suspension of competition in their area and immediately escalate the matter to the Chief Referee and/or their Area Referee and/or the Safety Officer.

2.4.13 Gear and Equipment Coordinator

The Gear and Equipment Coordinator, if appointed, shall:

- (a) Act under the supervision of the Chief Referee.
- (b) Be responsible for the correct assembly of gear and equipment for the competition.
- (c) Supervise the Organising Committee workforce involved in assisting with gear and equipment.
- (d) Adjust, replace and arrange for the repair and security/return of gear and equipment.
- (e) Maintain a record of gear and equipment issued to Organising Committee and officials.
- (f) Supervise the relocation of gear and equipment to alternative venues.
- (g) Report to the Chief Referee any loss or damage of gear and equipment during the competition.
- (h) At the conclusion of the competition ensure all gear and equipment is accounted for, hosed down and properly stored.
- (i) Provide a report and recommendations to the Chief Referee or the relevant ILS authority on the conduct of the gear and equipment section.
- (j) Be aware at all times of the safety and welfare of competitors, officials and other personnel involved in the competition and immediately report any concerns to the Chief Referee or their delegate and/or the Safety Officer. If the matter is a catastrophic event the official may order an immediate suspension of competition in their area and immediately escalate the matter to the Chief Referee and/or their Area Referee and/or the Safety Officer.

2.4.14 Announcing Coordinator and Commentary Panel

The Announcing Coordinator, if appointed, shall:

- (a) Act under the supervision of the Chief Referee.

- (b) Be aware of the public announcing and other systems, including dedicated sponsor and ILS promotion themes being put in place by the Organising Committee. The Announcing Co-ordinator shall also liaise with the Safety Officer for health and safety announcements during emergencies.
- (c) Supervise roster, location, duties and responsibilities for announcing panel team members.
- (d) Advise and assist in the setting up of the announcing systems and sundry equipment.
- (e) Ensure spectators, competitors, coaches, managers, officials and workforce personnel are kept reliably informed of the competitions' progress via the announcing team.
- (f) Acquaint the announcing team with competition timetable and special events to be announced and ensure the Announcing Team is informative and accurate on competitor details.
- (g) Describe and announce the running of events and other announcements requested by the Chief Referee, Safety Officer or the Organising Committee.
- (h) Liaise with presentation section on the announcement of awards, medals, VIP and sponsor presentations.
- (i) Provide a report and recommendations to the Chief Referee or the ILS authority on the conduct of the announcing section.
- (j) Be aware at all times of the safety and welfare of competitors, officials and other personnel involved in the competition and immediately report any concerns to the Chief Referee or their delegate and/or the Safety Officer. If the matter is a catastrophic event the official may order an immediate suspension of competition in their area and immediately escalate the matter to the Chief Referee and/or their Area Referee and/or the Safety Officer.

2.4.15 Judges

2.4.15.1 General

- (a) The judges' roles at competitions are many and varied but the principal activity is to supervise and assist with the conduct of events according to ILS rules and the authority of the Chief Referee.
- (b) All judges are to be aware at all times of the safety and welfare of competitors, officials and other personnel involved in the competition and immediately report any concerns to the Chief Referee or their delegate and/or the Area Risk and Response Officer. If the matter is a catastrophic event the official may order an immediate suspension of competition in their area and immediately escalate the matter to the Chief Referee and/or their Area or Sectional Referee or Event Director and/or the Safety Officer.
- (c) Dependent on the competition, activities may be combined and fall into the following categories:

2.4.15.2 Chief Judges

The Chief Judges shall:

- (a) Be responsible to the Chief Referee, Area/Sectional Referee or Event Director.
- (b) Supervise or assist in the setting up of courses for events.
- (c) Roster, rotate, define position and allocate duties and responsibilities for area/sectional judges.
- (d) Locate and position judges so as to best determine the finish and recording of event results.
- (e) Adjudicate judges or Results Recorders' decisions if necessary.
- (f) Report any breach or infringements of rules to the Area/Sectional Referee.
- (g) Co-ordinate results check and sign the result card and hand to Sectional Referee.
- (h) Note the number of starters and ensure that all competitors complete the course (or are recorded as "DNF") and in emergencies notify the Chief Referee and/or the Area Risk and Response Officer.

2.4.15.3 Finish Judges

The Finish Judges shall:

- (a) Determine the order of finishing of competitors.
- (b) Report any breach or infringement of rules to the Chief Judge or Area/Sectional Referee or Event Director.
- (c) Be positioned on either side of the finish line away from the finishing poles to ensure the best-uninterrupted view of the finish of the event.
 - Refer to ILS judging aids (e.g. video) if necessary, to determine a finish.
 - If there is a variance, a majority decision is taken under the supervision of the Referee or the Chief Judge.
 - Note the results and advise the Chief Judge or Chief Referee.
- (d) Where possible and when results have been determined, authorise the issue of placing indicators to competitors.
- (e) Assist in the setting up of the courses for events.

2.4.15.4 Lane Judge (IRBs)

The Lane Judges (IRBs) shall:

- (a) Be a Judge of fact in relation to the observation of the conduct of an event.
- (b) Preferably be appointed in pairs and positioned at each lane for each event.
- (c) From their designated beach position observe the complete operation of the crew and ensure that the crew, throughout the event, comply with the general conditions and procedures, particularly with regard to start and finish of events.
- (d) At the finish of each event, check the IRB and Motors etc. as required.
- (e) Ensure that a member of the crew is present whilst checking the IRB at the conclusion of an event and, where an anomaly is observed, draw it to the attention of another judge and a member of the crew before it is rectified. This will avoid any misunderstanding between the Lane Judges and the competitors.
- (f) Observe any aggressive driving when the crew “hits the beach’ with such force the Driver cannot control their exit from the IRB and causes the Driver to stumble and fall.
- (g) Observe competitors to determine whether immediately prior to exiting the IRB the Driver is seated on the pontoon with both feet on the floor of the IRB prior to swinging their legs outside the IRB to exit.
- (h) Be responsible to the Area/Sectional Referee and Chief Judge.

Note: Teams should not be penalised until the infringement is reported to the Chief Referee.

2.4.15.5 Lane Judges (Pool Rescue)

The Lane Judges (Pool Rescue) shall:

- (a) Be a Judge of fact in relation to the observation of the conduct of an event in the particular lane(s) they are allocated.
- (b) They shall report any breach or infringement of the rules to the Chief Judge, or Area/Sectional Referee or Event Director.

Note: Competitors or teams should not be penalised until the infringement is reported to the Chief Referee.

2.4.15.6 Course Judges

The Course Judges shall:

- (a) Be a judge of fact in relation to the observation of the conduct of an event.
- (b) As far as possible, be located in an elevated position, or in a boat in ocean events, as the case may be, to obtain a constant view of the event.

- (c) Immediately report any safety concerns or rescue situations to the Chief Referee or their delegate and/or the Area Risk and Response Office.
- (d) Course Judges in Boat may also act as a rescue boat and shall assist in any rescue situation. The crew should also ensure board riders, other craft and surfers are kept at a reasonable distance (having regard to the type of event being conducted) on each side of the competition area.
- (e) Observe, note and report any breaches of competition or other rules to the Chief Judge, or Area/Sectional Referee or Event Director.
- (f) Check the alignment of all buoys before the commencement of, and during the progress of, the competition particularly if a change of conditions occur.
- (g) In IRB events, also observe that the driving and crew techniques comply with Driving and Crew Safety Procedures.
- (h) Where Driver and/or crew techniques are considered to be a cautionary matter, the Course Judge(s) shall have the authority to caution the driver and/or crew members of the correct safety techniques. These breaches will be reported to the Chief Referee.
- (i) Where driving or crew techniques are considered to be unsafe or dangerous the matter shall be reported to the Chief Referee with a recommendation that the individual driver and/or crew members be either disqualified from the event or, disqualified from the event and the remainder of the competition.

Note 1: A “cautionary matter” is considered to be a matter where the driver and/or crew members breaches the standard expected of them when put into a situation where common sense and skill are ignored or where they endanger their own safety.

Note 2: “Unsafe or dangerous or a Safety Breach” is considered to be where the driver and/or crew members causes or places either their own safety, their IRB, other competitors or their IRBs at risk of injury or collision.

- (j) Course Judge in Boat shall:
 - (i) Report to the Sectional Referee/Chief Judge before the start of the competition to receive instructions.
 - (ii) In events where competitors have to round all buoys, be stationed, sea conditions permitting, on the inside of the line of buoys.
 - (iii) In Board Rescue and Rescue Tube Rescue and Rescue Tube events act as a Course Judge and Finish Judge and be stationed to readily observe that teams comply with the conditions of the competition and the event rules.
 - (iii) Observe, note and report any breaches of competition or other rules to the Chief Judge, or Area/Sectional Referee or who shall adjudicate on the infringement in conjunction with the judge(s) concerned.
- (k) In IRB events a Course Judge in Boat and Duty Boat crews shall:
 - (i) Transport the Patients out to the buoys when requested by the Chief Referee. When advised, and prior to the event starting, drop the Patients into the water at their allotted buoy.
 - (ii) Position their IRB in line with the buoys in such a way that the judge(s) can readily observe that the crews comply with the conditions of the competition and the event rules.
 - (iii) Remain in the vicinity of the buoys until all patients are recovered.

2.4.15.7 Specialist Judges

The Specialist Judges shall adjudicate on events including, but not restricted to SERC.

2.4.15.8 Electronic Device Specialist Judges

- (a) Electronic Device Specialist Judges may be used to judge race phases including the start, finish, and placings and confirm competitors’ conduct during the event.

Note 1: The ILS Authority shall, at its discretion, nominate which source(s) will be used to determine as its final decision(s).

Note 2: Different devices may be used at the same competition, as required, to determine as the final decision.

- (b) The Electronic Device Specialist Judges (which include video, finish gates, camera and drone operators etc.) shall, by the use of devices operated by officials and/or by an appointed external source (e.g. television/live stream etc.), record races for viewing by appointed judges.
- (c) Be responsible to the Chief Judge, or Area/Sectional Referee or Event Director and be positioned/and or set up devices as directed for particular events. Be responsible for the use of electronic recording devices within a section/area.
- (d) Record particular phases of events of events as directed.

2.4.15.9 Timekeeping Judges

The Timekeeping Judges shall:

- (a) Be responsible to the Chief Referee or Chief Judge or Event Director.
- (b) Be used to specifically act as timekeepers for events. As such, these judges shall be considered as a “judge of fact”.
- (c) Time and record all events where a time or a time limit is required or has been imposed by the rules of the event or Sectional Referee.
- (d) Be available to carry out an allocated judging role in addition to timekeeping.

2.4.15.10 Recording Judges

The Recording Judges shall:

- (a) Act under the direction of the Chief Referee or Chief Judge or Event Director.
- (b) Liaise with the Marshall and assist with draws and pass on results and draws to the Announcers.
- (c) Record the order in which each placed competitor or team finishes in the event and ensuring that in team events all members of the team are recorded.
- (d) Ensure the Chief Referee/Chief Judge checks and signs the result card.
- (e) Maintain a record of results/disqualifications and ensure results are passed onto the Referee Steward and the Marshall.
- (f) Keep a progressive total of any point scores or round robin events if required.
- (g) Be available to carry out an allocated judging role in addition to recording when required.

2.4.16 Starters

The starters shall:

- (a) Have, with the Check Starter, at the time the Event Director or Chief Referee hands over competitors, sole jurisdiction over the competitors for the start including any briefing on course conditions.
- (b) Be elevated or in such a position to best observe that starting conditions are fair and that the Check Starter’s signal can be observed.
- (c) Ensure that an appropriate signal is given to competitors that a start is imminent.
- (d) Recall the competitors by whistle signal, second shot of gun or by some other means, if in their or the Check Starter’s opinion the start was unfair.
- (e) Have the power to disqualify, or eliminate, a competitor for breaking the start, or for wilfully disobeying their orders, or for any other obstruction during the start.
- (f) Notify the Sectional Referee of all disqualifications.
- (g) Ensure competitors, Water Safety, Duty Boats, Judges, equipment and patients (in IRB events) are correctly positioned before starting the event

- (h) Refer questions pertaining to event conditions to the Chief Referee.
- (i) Be aware at all times of the safety and welfare of competitors, officials and other personnel involved in the competition and immediately report any concerns to the Chief Referee or their delegate and/or the Area Risk and Response Officer. If the matter is a catastrophic event the official may order an immediate suspension of competition in their area and immediately escalate the matter to the Chief Referee and/or their Area Referee and/or the Safety Officer.

Note: Whilst starting, it is strongly recommended that ear protection is worn.

2.4.17 Check Starter

The Check Starter (Break Judge) shall:

- (a) Work in conjunction with the Starter.
- (b) Be appropriately positioned for the event and signal when competitors are in line and positioned and ready to start.
- (c) Be responsible to recall competitors by whistle signal or other means if in their opinion the start conditions were breached or the start was unfair.
- (d) If required be called upon to act as Course Judges during an event e.g. relay baton/ changeovers, equipment replacement and gear positioning in team events.
- (e) In conjunction with the Starter ensure competitors, Water Safety, Duty Boats, judge(s), equipment and Patients (in IRB events) are correctly positioned before starting the event.
- (f) Be aware at all times of the safety and welfare of competitors, officials and other personnel involved in the competition and immediately report any concerns to the Chief Referee or their delegate and/or the Area Risk and Response Officer. If the matter is a catastrophic event the official may order an immediate suspension of competition in their area and immediately escalate the matter to the Chief Referee and/or their Area Referee and/or the Safety Officer.

2.4.18 Marshall

The Marshall shall:

- (a) Act under the supervision of the Chief Referee, Area/Sectional Referee or Event Director.
- (b) Be responsible for ensuring competitors' entries are in order and competitors are marshalled correctly before proceeding to the start line.
- (c) Liaise with the Chief Referee, Area/Sectional Referee or Event Director regarding entry conditions, draws, order of events, timetables, sponsor uniforms, courses and other arrangements put in place by the Referee or Organising Committee.
- (d) Ensure all competitors comply with the appropriate ILS general rules of competition.
- (e) Liaise with Scrutineers on competitor compliance with gear and equipment specifications or ILS standards or safety requirements.
- (f) Advise the Chief Referee on any infringements or irregularities.
- (g) Organise draws to be displayed or available to competitors and maintain discipline of competitors in the marshalling area.
- (h) Liaise with the Announcers, Recorders, Timekeepers and Stewards regarding entries and draws.
- (i) Assemble the competitors in the order as drawn.
- (j) Ensure competitor numbers in events comply with competitor limitations for the event.
- (k) Liaise with the Chief Referee, Marshall and Course Statistician to confirm starting numbers in each race in the water.
- (l) Be aware at all times of the safety and welfare of competitors, officials and other personnel involved in the competition and immediately report any concerns to the Chief Referee or their delegate and/or the Area Risk and Response Officer. If the matter is a catastrophic

event the official may order an immediate suspension of competition in their area and immediately escalate the matter to the Chief Referee and/or their Area Referee and/or the Safety Officer.

2.4.19 Check Marshall

The Check Marshall shall:

- (a) Assist the Marshall.
- (b) Report any competitor team changes to the Marshall, Area/Sectional Referee or Event Director and Chief Referee.
- (c) Report any competitor, equipment infringements or other irregularity to the Marshall and Chief Referee.
- (d) Assist the Marshall in placing competitors in their order ready for starting and ensuring all competitors names and race numbers have been recorded prior to a race commencing.
- (e) Accompany all competitors to the start line and ensure all competitors are positioned as drawn.
- (f) Ensure that all competitors are dressed according to this Manual or other conditions laid down by ILS.
- (g) In IRB events, be known as the Patient Marshall and shall ensure that patients (victim) are aware of their buoy position and are safely transported to sea and dropped off at their position in sufficient time to ensure continuity of the event.
- (h) Be aware at all times of the safety and welfare of competitors, officials and other personnel involved in the competition and immediately report any concerns to the Chief Referee or their delegate and/or the Area Risk and Response Officer. If the matter is a catastrophic event the official may order an immediate suspension of competition in their area and immediately escalate the matter to the Chief Referee and/or their Area Referee and/or the Safety Officer.

2.4.20 Presentation Steward

The Presentation Steward, if appointed, shall:

- (a) Be responsible to the Chief Referee for the orderly marshalling of competitors and recipients receiving presentations and ensure all trophies and awards are available at the presentation dais.
- (b) Be aware of the ILS and sponsor requirements for presentation, including ILS protocols relating to VIP's.
- (c) Liaise with Announcing Coordinator on suitable introduction for awards, medals and other presentations.
- (d) Be aware at all times of the safety and welfare of competitors, officials and other personnel involved in the competition and immediately report any concerns to the Safety Officer and Chief Referee or their delegate. If the matter is a catastrophic event the official may order an immediate suspension of competition in their area and immediately escalate the matter to the Chief Referee and/or their Area Referee and/or the Safety Officer.

2.4.21 Appeals Committee Convenor

The Appeals Committee Convenor shall be responsible for appointing an appeals committee to adjudicate all matters referred to it by the Chief Referee.

2.4.22 Appeals Committee members

Appeals Committee members shall be responsible for adjudicating on all matters referred to the committee by the Chief Referee. The Appeals Committee Convenor selects appropriate members of the appeals committee to adjudicate individual cases.

NON-TECHNICAL OFFICIALS

2.4.23 Disciplinary Committee Convenor

The Disciplinary Committee Convenor shall be responsible for appointing a Disciplinary Committee to adjudicate all matters referred to it by the Competition Committee, Chief Referee or appeals committee (see 2.16 *Misconduct* in the *ILS Lifesaving Competition Rule Book*).

2.4.24 Disciplinary Committee members

The Disciplinary Committee members shall be responsible for adjudicating on all matters referred to the committee by the Competition Committee, Chief Referee or Appeals Committee. The Disciplinary Committee Convenor selects appropriate members of the Disciplinary Committee to adjudicate individual cases.

2.4.25 Security Officer

The relevant authority may appoint a Security Officer. The Security Officer is not a technical official's role but is to consider and advise Organising, Competition and Safety Committees on all matters relating to competition and non-competition security. The Security Officer is also responsible for ensuring that an appropriate security plan, procedures and security personnel are in place to secure all participants, spectators, equipment and gear etc. at competition facilities and environments.

Formal records of advice provided must be taken and kept by the Security Officer.

SAFETY OFFICIALS

2.4.26 Safety Officer

The Safety Officer shall chair the Safety Committee, provide advice as a member of the Organising Committee and the Competition Committee and shall:

- (a) Work in conjunction with the Chief Referee.
- (b) Formulate and implement a safety, search and rescue and contingency plan which will provide prompt and effective safety, rescue and recovery in an emergency situation. This programme shall be approved by the Competition Committee conducting the event.
- (c) Respond immediately to and record any reports of safety concerns directly received from competitors, power craft, water safety personnel, officials and lifesaving/lifeguard personnel and liaise as appropriate with the Chief Referee and/or the Competition Committee.
- (d) Be aware at all times of the safety and welfare of competitors, officials and other personnel involved in the competition and non-competition support functions and have the authority to immediately suspend wholly or in part the competition whenever there is a credible basis for concluding there is an unacceptable risk of serious injury occurring and refer that decision to the Competition Committee. This safety responsibility and authority includes being alert for, and responding to, infection transmission risks and other welfare risks at a competition.
- (e) The Safety Officer has the authority to immediately initiate and coordinate (command and control) any search and rescue actions if necessary and notify the Chief Referee and the Competition Committee.
- (f) Co-ordinate other services to provide essential communication, transport and trained personnel in an emergency.
- (g) Brief all associated services prior to the competition to ensure that:
 - (i) All other involved services are aware of their responsibilities; and
 - (ii) All Referees are aware of the safety and emergency plans.
- (h) Liaise and coordinate with Medical/First Aid/Emergency/Safety personnel including local emergency groups such as Police, Ambulance, Fire services and relevant government agencies.
- (i) Be located in a convenient position during the competition and be available for communication with the Chief Referee at all times.

- (j) Brief any lifesaving service and any other designated personnel on the emergency plans and assistance required in case of an emergency.
- (k) Provide reports and recommendations to the Chief Referee or the relevant ILS authority on the conduct of the safety systems.
- (l) Dependant on the size of the event, the Safety Officer may also assume the responsibilities of other roles of the safety team as qualifications and skill allow.

2.4.27 Area Risk and Response Officers (ARRO's)

- (a) An Area Risk and Response Officer must be appointed for each competition arena and reports to the Safety Officer.
- (b) Area Risk and Response Officers work with the Area and Sectional Referees or Event Directors and course supervisor to:
 - (i) Undertake an initial risk assessment of the area and then continually monitor competition conditions by conducting further risk assessments on a regular basis;
 - (ii) Monitor the time events take to complete and note any issues with the competition conditions;
 - (iii) Monitor trends in the ratios of competitors starting and finishing events;
 - (iv) In the absence of a Statistician assume the duties of this role including recording the number of starters and finishers and account for any non-finishers in each race. If there is any competitor not accounted for in a race, immediately advise the Safety and Emergency Management Coordinator and then the Sectional Referee/Referee.
 - (v) Obtain, record and immediately convey feedback from competitors, powercraft water safety personnel, officials and lifesaving/lifeguard personnel as to the conditions and immediately escalate any reports of safety concerns directly with the Safety Officer and the Area Referee.
- (c) The outcomes of such tasks are to be conveyed to the Safety Officer.
- (d) Area Risk and Response Officers must be aware at all times of the safety and welfare of competitors, officials and other personnel involved in the competition and have the authority to immediately suspend wholly or in part the competition whenever there is a credible basis for concluding there is an unacceptable risk of serious injury and refer that decision to the Safety Officer and Chief Referee or their delegate.
- (e) In conjunction with the Area/Sectional referee, the Area Risk and Response Officer has the authority to initiate any search and rescue actions and immediately notify the Safety Officer and Chief Referee or their delegate.
- (f) The Area Risk and Response Officer may be required to take and keep control as forward coordinator under direction of the Safety Officer or representatives of government agencies. This is to avoid confusion and conflicting directions being given to personnel and contradictory instructions being given in respect to the use of rescue assets and crowd control.

2.4.28 Power Craft Coordinator

The Power Craft Coordinator, if appointed, shall:

- (a) Act under the supervision of the Chief Referee and in emergencies the Safety Officer and/or Area Risk and Response Officer.
- (b) Provide advice and co-ordinate the recruitment of IRBs and the crew required to conduct the competition at events to be conducted.
- (c) Supervise the activities of both the Water Safety Craft and Judge in Boat systems.
- (d) Supervise the laying of courses prior and during the competition.
- (e) Assume the responsibilities of the Water Safety Coordinator (if not appointed). Supervise the water safety aspects of the competition.
- (f) Roster, rotate and brief crews on locations and duties.

- (g) Ensure IRBs are serviced and properly equipped during the competition.
- (h) Report to the Chief Referee and/or Safety Officer any problems relating to the availability of craft and the ability to provide water safety and judging systems.
- (i) Ensure an effective communication system is in place to provide communication to all Referees and Coordinators.
- (j) Liaise at all times with the Safety Officer.
- (k) Provide reports and recommendations to the Chief Referee or relevant ILS authority on the conduct of the section.
- (l) Be aware at all times of the safety and welfare of competitors, officials and other personnel involved in the competition and immediately report any concerns to the Referee or their delegate and/or the Safety Officer. If the matter is a catastrophic event the official may order an immediate suspension of competition in their area and immediately escalate the matter to the Chief Referee and/or their Area Referee and/or the Safety Officer.

2.4.29 Water Safety Coordinator

The Water Safety Coordinator, if appointed, shall:

- (a) Act under the supervision of the Chief Referee and in emergencies the Safety Officer and/or Area Risk and Response Officer.
- (b) Be responsible for the safety of competition while water events are in progress.
- (c) Supervise and roster water safety personnel.
- (d) Co-ordinate the positioning of rescue craft and water safety personnel.
- (e) Bring to the attention of the Safety Officer any concerns regarding the level of water safety.
- (f) In IRB competition (if appointed) maintain safety for crews and patients in conjunction with the Safety Officer.
- (g) In all competitions ensure that water safety meets the prescribed and assessed requirements.
- (h) Be aware at all times of the safety and welfare of competitors, officials and other personnel involved in the competition and immediately report any concerns to the Chief Referee or their delegate and/or the Safety Officer. If the matter is a catastrophic event the official may order an immediate suspension of competition in their area and immediately escalate the matter to the Chief Referee and/or their Area Referee and/or the Safety Officer.

2.4.30 Water Safety Personnel

Water Safety Personnel shall:

- (a) Act under the supervision of the Water Safety Coordinator and in emergencies the Safety Officer and/or Area Risk and Response Officer.
- (b) Be positioned on the beach and in the water as directed by the Water Safety Coordinator.
- (c) Bring to the attention of the Water Safety Coordinator any concerns regarding the level of water safety at a particular time.
- (d) Be responsible for the safety of competition in their appointed water area.
- (e) Under the direction of the Water Safety Coordinator assist other areas if required.
- (f) In all competition ensure that water safety meets the prescribed and assessed requirements.
- (g) Be aware at all times of the safety and welfare of competitors, officials and other personnel involved in the competition and immediately report any concerns to the Water Safety Coordinator and/or the Area Risk and Response Officer. If the matter is a catastrophic event the official may order an immediate suspension of competition in their area and immediately escalate the matter to the Chief Referee and/or their Area Referee and/or the Safety Officer.

2.4.31 Communications Coordinator

The Communications Coordinator, if appointed, shall:

- (a) Act under the supervision of the Chief Referee and in emergencies the Safety Officer and/or Area Risk and Response Officer.
- (b) Ensure effective radio communication is maintained to all senior officials and IRB's including Organising and Competition Committee members, Safety, Medical and workforce personnel for the duration of the competition.
- (c) In conjunction with the Chief Referee or the relevant ILS authority, agree on the required quantity and type of radio equipment required for the competition.
- (d) Supervise the central control centre including the issue and maintenance and return of radio equipment.
- (e) Publish a list of calls signs/frequencies and radio procedures for the competition.
- (f) Provide reports and recommendations to the Chief Referee or relevant ILS authority on the conduct of the section.
- (g) Be aware at all times of the safety and welfare of competitors, officials and other personnel involved in the competition and immediately report any concerns to the Chief Referee or their delegate and/or the Safety Officer. If the matter is a catastrophic event the official may order an immediate suspension of competition in their area and immediately escalate the matter to the Chief Referee and/or their Area Referee and/or the Safety Officer.

2.4.32 Medical/First Aid Coordinator

The Medical/First Aid Coordinator, if appointed, act under the supervision of the Chief Referee and in emergencies the Safety Officer and/or Area Risk and Response Officer.

- (a) Be appropriately qualified to undertake the role required given the nature of the competition being conducted and the resources available.
- (b) Be responsible for the organisation and operation of the competition medical/first aid service.
- (c) Where required, assess the physical and psychological fitness of any competitor or official and ensure through the Chief Referee that an unfit competitor or official does not participate for the well-being safety of themselves and/or others involved in a competition.
- (d) Acquaint the Chief Referee with any medical decisions that may affect the conduct of the competition.
- (e) Be aware of the plan developed by the Organising Committee for the evacuation of casualties and other persons in the event of a serious accident or other incident or implications relating to the safety of competitors, officials, assisting personnel and/or the public.
- (f) Direct the deployment of first aid posts and other medical services and supplies including medical/first aid personnel at the competition venue(s).
- (g) Be available through communication and be located in such a position to assist or direct medical or first aid specialists to any medical or first aid incident.
- (h) Provide a report and recommendations to the Chief Referee or the relevant ILS authority on the conduct of the medical/first aid section.
- (i) Be aware at all times of the safety and welfare of competitors, officials and other personnel involved in the competition and immediately report any concerns to the Chief Referee or their delegate and/or the Safety Officer. If the matter is a catastrophic event the official may order an immediate suspension of competition in their area and immediately escalate the matter to the Chief Referee and/or their Area Referee and/or the Safety Officer.

2.4.33 Course Statistician

The Course Statistician shall:

- (a) Act under the direction of the Area Risk and Response Officer (ARRO) and/or Sectional Referee/Area Referee.
- (b) Maintain the statistical records for the area and ensure that data is handed on to the Referee Steward.

- (c) Liaise with the area Marshall to obtain event starters for each race in the water.
- (d) Record the number of starters and finishers and account for any non-finishers in each race.
- (e) Monitor the time events take to complete and note any issues with the competition conditions.
- (f) Immediately advise the ARRO, and Safety Officer (if the ARRO is not on hand), and then the Sectional Referee/Area Referee (as applicable) if there is any competitor that is not accounted for in a race.
- (g) Be aware at all times of the safety and welfare of competitors, officials and other personnel involved in the competition and immediately report any concerns to the Chief Referee, their delegate and/or the Area Risk and Response Officer. If the matter is a catastrophic event the official may order an immediate suspension of competition in their area and immediately escalate the matter to the Chief Referee and/or their Area Referee and/or the Safety Officer.

2.4.34 Infection Control Marshall(s)

The Infection Control Marshall (where required for infectious disease incidents such as COVID, etc.) shall:

- (a) Act under the direction of the Safety Officer and/or Sectional Referee/Area Referee.
- (b) Be visually identifiable and present at all times when designated areas are in operation.
- (c) Ensure that all infectious disease control and management plans (where relevant) and/or specific policies/protopocols/practices are effectively implemented and are being followed.
- (d) Ensure and manage any required mask, handwashing and cleaning regimes.
- (e) Promote and take practical steps to ensure competitors, officials, coaches, managers and spectators within their area of responsibility are physical distancing to ensure infection control practices are being followed.
- (f) Be aware at all times of the safety and welfare of competitors, officials and other personnel involved in the competition and immediately report any concerns to the Safety Officer and/or the Sectional/Area Referee and/or the Area Risk and Response Officer. If the matter is a catastrophic event the official may order an immediate suspension of competition in their area and immediately escalate the matter to the Chief Referee and/or their Area Referee and/or the Safety Officer.

2.5 WORLD RECORDS

- (a) ILS World Records may only be established in a 50m swimming pool and using equipment which comply with ILS standards detailed in Section 8 of the ILS Competition Rule Book.
- (b) World records may be established at Lifesaving World Championships, multi-sport games (e.g., World Games), ILS regional championships, national championships, or pan-national championships (e.g., Commonwealth Championships) and at any other championship or competition conducted according to the ILS Lifesaving Competition Rule Book and sanctioned by ILS.
- (c) ILS shall recognise Youth, Open and Masters men's and women's individual world records in all pool events identified in the ILS Competition Rule Book. This includes the 200m Obstacles for Masters competitors over 55 years of age. It does not include the 100M obstacle event for Youth, Open and Masters competitors under 54 years of age, and mixed or single gender events in team categories except where conducted in those gender categories at an ILS LWC.
- (d) Team(relay) event world records including the Line Throw, Manikin Relay, Obstacle Relay, Medley Relay and Lifesaver Relay events shall be recognised for Open and Youth age categories (national teams and club teams are not separated for record purposes). National teams and Interclub teams must meet the team eligibility requirements as defined in the ILS Lifesaving World Championship Handbook to be eligible to claim a world record.

Note 1: ILS does not recognise separate National and Interclub team world records i.e., only the fastest time is recognised as a world record in each Open and Youth category relay event.

Note 2: ILS does not recognise Masters team (relay) world records.

(e) To be eligible to set an ILS World Record in relay events teams must meet the relevant Open and/or Youth national or interclub eligibility requirements (as appropriate) as defined in the ILS LWC Handbook.

(f) World records may be established and held by members of an ILS Full, Associate or Corresponding Member organisation and be eligible to compete at the sanctioned or ILS competition.

Note: an ILS full Member Federation must provide permission for members of an Associate or Corresponding Federation to compete at an ILS LWC, regional championships etc., and at a sanctioned ILS competition. Without this permission a world record will not be recognised by ILS.

(g) Youth competitors may establish Youth or Open world records regardless of the category in which they are competing at the time (i.e., youth or open competition).

(h) Masters competitors may establish both a master and/or Open world records regardless of the age category in which they are competing (i.e., participating in a Masters or Open age event). However, a masters competitor may only claim the masters record for their designated masters age group.

(i) All records achieved during Masters, Interclub or National Teams Lifesaving World Championships, World Games or ILS regional championships shall be automatically approved (and without a doping test).

Note 1: It is recommended that a World Record application form is completed to ensure that all records created at a LWC are recorded. The Chief Steward/Head Scorer should assist with this process.

Note 2: Masters world records set at any ILS LWC, World Games, or ILS regional championships or ILS sanctioned competition shall be recognised without a negative doping test certificate.

(j) Records at the other competitions shall be approved subject to the following conditions:

(i) The competition must be sanctioned by ILS.

(ii) All records must be achieved in competitions held in public and announced to the public (and to ILS headquarters) by advertisement at least three days before competition.

(iii) The facility (including event-specific) standards and equipment specifications must be certified by a surveyor or other qualified official appointed or approved by the ILS Management Committee (for world championships) or the ILS member organisation for ILS-sanctioned competitions in their jurisdiction.

(iv) ILS will accept world records only when times are recorded by automatic officiating equipment.

(k) Times which are equal to 1/100 of a second will be recognised as equal records, and competitors achieving these equal times will be called “Joint Holders.”

(l) Only the time of the winner of a race may be submitted for a world record. However, if the race contains competitors of different age groups, times may be submitted for a world record by the leading competitor in an age division within the one race.

(m) In the event of a tie in a record-setting race, each competitor who tied shall be considered a winner and will jointly hold the world record.

(n) In the event of a record being set in one race and subsequently broken in a later race(s), the earlier and later times will be recognised as world records in chronological order.

(o) Applications for world records must be made by the responsible authority of the organising committee of the competition using the official ILS Record Application Form (see end of this section and also available online at www.ilsf.org) and signed by the ILS-recognised Chief Referee certifying that all regulations have been observed including a negative doping test

certification. The application shall be forwarded to the ILS Custodian of Records within **28** days of the conclusion of the competition.

- (p) Upon receipt of the ILS Record Application, and upon satisfaction that the information contained in the application is accurate, the ILS Custodian of Records will recommend that the ILS Secretary General declare and publish the world record and provide a world record certificate to the competitor signed by the ILS President and ILS Secretary General.
- (q) Doping Control and World Records
 - (i) For all world records set at Interclub or National Teams Lifesaving World Championships, World Games, or ILS regional championships where there is in place a system of targeted and random tests in accordance with the ILS anti-doping rules, no negative doping test certificate is required.
 - (ii) At an ILS sanctioned event a youth or open competitor establishing or equalling an ILS world record shall submit to “doping control” following a race and a negative doping test certificate must be provided along with the ILS record application to recognise a world record established at an ILS sanctioned competition. If the competition is not sanctioned by ILS the record will not be recognised.
 - (iii) If no doping control is conducted at the competition, the competitor(s) shall submit to doping control no later than 24 hours after the race.
 - (iv) Masters world records set at any ILS LWC, World Games, or ILS regional championships or ILS sanctioned competition shall be recognised without a negative doping test certificate.
- (r) If the world record application is not accepted, and the decision appealed, it shall be referred to the ILS Sport Commission for consideration.

2.6 OFFICIAL START AND COMPLETION OF COMPETITION

- (a) A competition is deemed to begin when a call for entry registration is officially issued by the competition organisers.
- (b) The official conclusion of a competition is 20minutes following the completion of the last competition event. However, issues under protest, appeal or disciplinary review shall continue to final resolution which shall be deemed to fall within the official competition time.

2.7 LUCK OF PREVAILING CONDITIONS

- (a) Competitors acknowledge and accept that open water competitions can be affected by environmental conditions beyond the control of organisers (e.g., water or beach conditions, or inclement weather) and that competitors are subject to luck of the prevailing conditions.
- (b) No protest or appeal will be entertained when an incident is caused by the prevailing conditions. The Chief Referee and/or relevant official(s) have absolute discretion in determining whether an incident has been caused by the luck of the prevailing conditions.

2.8 VIDEO RECORDING DEVICES

2.8.1 Mounted on craft

Video cameras may be mounted on boards, surf skis, surf boats and inflatable rescue craft (IRB) as long as such devices conform to the requirements specified in Section 8, *Facility and Equipment Standards and Scrutineering Procedures*

2.8.2 Attached to competitors

With the exception of surf boat sweeps and IRB drivers, video cameras may not be worn or otherwise attached to a competitor from start to finish of a race.

2.9 COMMUNICATION DEVICES IN COMPETITION

Competitors in a race are not permitted to use electronic communication devices from the beginning to the completion of the race.

2.10 COMPETITION ATTIRE

Competitors shall wear costumes, clothing or dress approved by ILS. A competitor shall not be permitted to take part in any competition if, in the opinion of the Chief Referee, the competitor is not properly attired.

For standards related to competition attire, see Section 8.

The Chief Referee has the authority to exclude any competitor whose swimwear does not comply with the following:

2.10.1 Swimwear

The swimsuits worn by competitors shall comply with the ILS swimsuit standard defined in Section 8, and:

- (i) Be in good moral taste and not carry any symbol which may be considered offensive.
- (ii) Comply with the commercial identification policy.
- (iii) Both men and women competitors may wear "modesty" swimwear made of a textile woven fabric under their swimsuit, provided that no competitive advantage is gained. Any modesty swimwear shall be restricted to the short style for men and the two-piece style top and/or bottom for women.
- (iv) Upon application for religious and/or cultural reasons, ILS shall consider the wearing of (non-body shaping) textile swimwear that covers a greater part of the body provided that such swimwear does not provide a competitive advantage.

2.10.2 Protective clothing

Except for swimmers in pool and ocean events, other protective clothing (e.g., shorts, vests, t-shirts, etc.) may be worn by competitors in both individual and team events unless otherwise prescribed by these rules or the event organising authority. Vests, t-shirts and shorts, long leg tights and/or leg stockings are only permitted to be worn in the pool line throw event and in non-swimming ocean events or non-swimming legs of team events.

Note: Board Paddlers may also wear protective clothing except that sleeves are not permitted on the arms of competitors unless climatic conditions dictate and are approved by the Chief Referee or their delegate.

2.10.3 Flotation vests and helmets

Must be worn in IRB events and may be worn in board, surf ski, surf boat events and in non-swimming legs of the Oceanman/Oceanwoman individual and relay events.

2.10.4 In surfboat events

The sweep oarsman may wear apparel (including wetsuit and booties) as conditions warrant. The specifications for wetsuits (8.16) shall not apply.

2.10.5 In IRB events

Competitors may wear apparel including; wetsuits, booties, gloves and hoods, except in the IRB tube race where rescuers and victims are not permitted to wear gloves. The specifications for wetsuits (8.16) shall not apply.

2.10.6 Competition caps and helmets

- (a) Competition caps and/or helmets must be worn at the start of a race by competitors in all events to assist with safety, identification and judging of competitors.
- (b) All competitors from the same team shall wear identical swim caps and/or helmets in each event. Competitor names on caps/helmets are permitted. Handlers must wear a cap to assist in event judging and lane allocations.
- (c) In ocean events, caps – securely fastened under the chin – must be worn on the competitors' heads at the start of each event and at the start of each leg in team events.

- (d) In pool events and in the Simulated Emergency Response Competition, the ocean event caps or rubber or silicone caps must be worn on competitors' heads at the start of each event and at the start of each leg in team events.
- (e) Competitors may also wear rubber or silicone caps under ocean competition caps.
- (f) The wearing of aquatic safety helmets is compulsory in surf boat events (unless otherwise optional – refer Section 6 for details) and IRB events and is optional in surf board and surf ski events. The conditions for the wearing of helmets is the same as swim caps. For helmet colours, see Section 8.
- (g) A competitor/team shall not be disqualified if the cap or helmet is inadvertently displaced or lost after the start of an event, provided that officials can identify that the competitor correctly completed the course/race.

Note: Competitors should continue to wear their identifying caps or helmets (to assist in accurate recording of placings) until the official in charge of the finish advises caps or helmets may be removed.

2.10.6.1 IRB events

Approved aquatic helmets must be worn by IRB drivers, crew, and patients.

Note: For helmet standards, see Section 8.

2.10.6.2 Surf Boat event:

- (a) All rowers and sweeps must wear an approved aquatic safety helmet unless advised otherwise by competition officials.

Note: For helmet standards, see Section 8.

2.10.7 Vests

- (a) Competitors in pool events are not required to wear distinctive high-visibility vests unless otherwise determined by competition organisers.
- (b) For safety and identification, competitors and handlers entering open water for competition or training beyond knee depth shall be required to wear distinctive high-visibility vests as determined by the ILS competition organiser. Handlers will be warned if they do not wear high visibility vests in such circumstances. High-visibility vests are mandatory in events staged in ocean or open water.
- (c) In ocean events, the vests worn by swimmers must be high-visibility, sleeveless singlets extending from the neck to the midriff region. Competitors who are not swimming (e.g., paddlers, handlers) are permitted to wear different style high-visibility vests (e.g., sleeved rash vests).
- (d) These vests must be worn over the top of swimwear and, where relevant, personal flotation devices, protective clothing, and/or wet suits. Refer to 2.10.8 b) for IRB events.
- (e) Competitors may also be required to wear distinctive coloured vests or bibs to assist with judging of finishes. Such vests or bibs will be supplied by ILS.
- (f) Even when ILS competition organisers supply high-visibility vests, competitors may be permitted to wear their own vests only if:
 - (i) The vest colour is the same as that prescribed by the organisers.
 - (ii) The vests meet the requirements of ILS competition sponsorship requirements.
 - (iii) The vests are approved by the ILS competition management committee.
- (g) Should organisers prescribe a different coloured vest to be worn in different events or areas, or by different genders to assist with safety, identification and or/judging, they will be supplied by ILS. In such circumstances, club or team high visibility vests (or caps) do not need to be worn under the prescribed coloured vest (or cap).

2.10.8 Lifejackets and Personal Flotation Devices (PFDs)

- (a) Personal Flotation Devices may be worn in board, surf ski, and surf boat events, and in non-swimming legs of the Oceanman/Oceanwoman individual and relay events.

- (b) In IRB events, the wearing of approved PFDs is compulsory for drivers, crew and patients in both training and competition. It is not required for high visibility safety vests to be worn over the top of PFDs.

For PFD standards, see Section 8.

2.10.9 Eyewear

- (a) Swim goggles may be worn except in Simulated Emergency Response Competition.
- (b) Sunglasses or optical glasses may be worn in all events provided that any eye protection or optical glasses worn must be suitably designed for that event.

2.10.10 Footwear

- (a) Competitors shall not wear footwear in competition events unless otherwise specified in the event description or at the discretion of the Chief Referee based on conditions.
- (b) Manikin handlers *may* wear footwear in pool events.
- (c) Competitors *may* wear footwear in the 1 km and 2 km Beach Runs, the 3 x 1 km Beach Run Relay and the run leg of the Ocean M Lifesaver Relay event.

2.10.11 Wetsuits

- (a) Wetsuits shall be permitted in ocean events only in water temperature of less than 16 degrees Celsius. The Chief Referee may authorise the wearing of wetsuits dependent upon weather, water or other marine conditions. In such circumstances it is recommended that wetsuits be worn by competitors in water events or where there is a risk of immersion.
- (b) The Chief Referee in consultation with the Safety Officer and Competition Committee may allow the wearing of wetsuits in water temperatures greater than 16 degrees particularly where weather and/or wind chill factors are considered a risk for participant hypothermia. In such circumstances it is recommended that wetsuits be worn by competitors in water events or where there is a risk of immersion.
- (c) Competitors may not wear more than one wet suit or marine stinger suit.
- (d) Wetsuits *must be worn* in water temperatures of less than 13 degrees Celsius.
- (e) Wetsuits may be worn by IRB competitors, surf boat sweeps in any conditions.
- (f) No events with swimming shall take place in water temperature less than 13.0 degrees Celsius.
- (g) Wetsuits must conform to ILS standards outlined in Section 8.

2.10.12 Marine Stinger Suits

- (a) The Chief Referee may authorise the wearing of marine stinger suits dependent upon marine conditions. In such circumstances it is recommended that marine stinger wetsuits be worn by competitors in water events where there is a risk of injury.
- (b) Marine Stinger Suits are to be approved by the organising authority for a competition.

2.11 AGE CATEGORIES

2.11.1 Determining Age Categories

ILS follows the IOC guidelines for determining the age of competitors in its events such as the Lifesaving World Championships. A competitor's age and eligibility age group (s) is determined by how old he or she is as at 31st December of the year in which they are participating in the competition.

Examples are:

Open Competition	
Eligible:	Competitors who turn 16 years of age on or before 31 st December in the year of competition. There is no maximum age.
Not eligible:	Competitors who are younger than 15 or turn 15 in the year of competition

Youth Competition	
Eligible:	Competitors who turn 15,16,17 and 18 years of age on or before 31 st December in the year of competition.
Not eligible:	Competitors who are younger than 14 or who turn 19 in the year of competition

Masters Competition	
Eligible:	Competitors who turn 30 years of age on or before 31 st December in the year of the competition. There is no maximum age.
Not eligible:	Competitors who turn 29 in the year of the competition.

ILS Masters individual events may be conducted in five year age groups from 30 years of age to over 75 years of age e.g., 30 - 34, 35 - 39, 40 - 44, 45 - 49, 50 - 54, 55 - 59, 60 - 64, 65 - 69, 70 - 74, 75 years plus.

ILS Masters two person team events may be conducted in five year age groups from 30 years of age to over 75 years of age e.g., 30 - 34, 35 - 39, 40 - 44, 45 - 49, 50 - 54, 55 - 59, 60 - 64, 65 - 69, 70 - 74, and 75 years plus based on the age of the youngest team member.

ILS Masters Competition three person team events are conducted in age groups 90 - 109, 110 - 129, 130 - 149, 150 - 169 and 170 years plus based on the total ages of the three team members.

ILS Masters Surf Boat age groups are conducted in seven age groups 120 - 139, 140 - 159, 160 - 179, 180 - 199, 200 - 219, 220 - 259, and 260 years plus based on the total ages of the four rowers (but not the sweep) – refer Section 6.

Federations may decide which age groups to conduct Masters Competition dependent on their needs.

19 Years Surf Boats	
Eligible:	Competitors who turn 16, 17, 18, or 19 years of age on or before 31 st December in the year of the competition.
Not eligible:	Competitors who turn 15 or 20 in the year of the competition.

23 Years Surf Boats	
Eligible:	Competitors who turn 16, 17, 18, 19, 20, 21, 22 or 23 years of age on or before 31 st December in the year of the competition.
Not eligible:	Competitors who turn 15 or 24 in the year of the competition.

Inflatable Rescue Boats	
IRB Drivers:	
Eligible:	Competitors who turn 18 years of age on or before 31 st December in the year of competition. There is no maximum age. Competitors who turn 18 years of age on or before 31 st December in the year of competition. There is no maximum age.

Not eligible:	Competitors who are younger than 17 in the year of competition and those who are not certified by their Federation to operate craft and those who are unlicensed drivers.
Note:	In most countries drivers are required to be licensed under statutory arrangements to operate a maritime vessel. The Organising Committee should advise local requirements as part of entry requirements.
IRB Crewpersons, Patients and Handlers:	
Eligible:	Competitors who turn 16 years of age on or before 31 st December in the year of competition. There is no maximum age.
Not eligible:	Competitors who are younger than 15 in the year of competition.

2.12 COMPETITORS WITH A DISABILITY

- (a) With the desire to provide opportunities for all eligible competitors, accommodations may be made for a competitor with a permanent limiting disability to participate in an event/competition.
- (b) Upon application to the Competition Committee for a competition, an allowance may be considered but only if there is no disadvantage to other competitors in the event. This allowance may include but is not limited to starts, finishes, equipment modification, rules etc.
- (c) The decision of the Competition Committee on such matters shall be final and not subject to protest.

Note 1: This section is not to assist competitors who have suffered an injury. The section is intended to assist members with a permanent limiting disability to participate in ILS competitions.

Note 2: This section is also not intended in the normal course to assist competitors with say, replacement knees or hips and/or muscle and/or joint injuries and/or dilapidations etc. by allowing runners in events. Such competitors must accept that their capacity may be limited by life events but does not qualify for allowances.

Note 3: It is clarified that an undertaking by a team or individual that a runner will not overtake another competitor or simply maintain their relative place in a race is not regarded as eliminating a disadvantage to other competitors in the event.

Note 4: ILS may also issue discreet rules and conduct inclusive events for competitors with a permanent limiting disability.

2.13 INTER CLUB NATIONAL AND INTERNATIONAL MEMBER COMPETITION TRANSFERS

- (a) It is a Federation's responsibility to manage their members' interclub competition transfer arrangements.
- (b) Competitors must apply to transfer to a foreign club. For the application to succeed, competitors require approval from their home club, region and national organizations:
 - (i) Applicants shall seek clearance from their current club and forward this clearance to their regional (if any) and national organization for endorsement.
 - (ii) The national organization shall advise the applicant of its decision and forward its approval, if granted, to the national organization of the applicant's new club.
 - (iii) National organizations shall not unreasonably withhold transfer approval.
 - (iv) The ILS Sport Commission shall resolve disputes over international transfers in consultation with the disputing parties. The Sport Commission's decision shall be final.

Note: The club international transfer rules (above) do not apply to National Teams Championships.

2.14 DOPING CONTROL

2.14.1 Drug policy

- (a) ILS has a policy of drug-free competition with possible drug testing for all ILS world championships, ILS regional championships and World Games. View or download *ILS Anti-Doping Rules* at www.ilsf.org.
- (b) ILS recognises that the host country may have laws or legal requirements in addition to the ILS drug policy. Competitors must be informed of such requirements as part of registration procedures.
- (c) A violation of the *ILS Anti-Doping Rules* leads to disqualification of an athlete's individual results including forfeiture of points, medals and prizes in individual events. In a team event, if a member of a team violates the *ILS Anti-Doping Rules*, the entire team shall be disqualified from that event with the attendant loss of points, medals and prizes.
- (d) For purposes of doping control, the following definitions shall apply:

2.14.1.1 Individual events

An individual event shall be contested by a single competitor. An individual may be assisted by handlers (e.g., Oceanman/Oceanwoman, Super Lifesaver). There can be no substitution of individuals in an event or between rounds. If a competitor is disqualified for a breach of the rules, doping offence, etc., the competitor loses all standing in the event being contested.

2.14.1.2 Team events

A team event is contested by more than one competitor from the same National Team, club or lifesaving unit who complete an event or race together as a discrete unit (e.g., SERC) or separately (e.g., relay events). Team members may be substituted between rounds, but there shall be no substitution of competitors while a race is being conducted. If one or more competitors are disqualified for a breach of the rules, doping offence, etc., the entire team loses all standing in the event being contested.

2.14.1.3 Team medal count or point score

To recognise overall winning teams at a competition a medal count tally (based on individual and team event first placings etc.) or a point score may be conducted. The organising authority shall advise the basis details of any team medal count or point score. If one or more competitors are disqualified for a breach of the rules in an individual or team event, then no medals or points are awarded to those particular competitors or teams, but the team may retain standing in the medal count or point score unless otherwise determined by the organising authority.

Note: The definitions above for “individual events” and “team events” are the same as the definitions of “individual sport” and “team sport” used in the *ILS Anti-Doping Rules*. The term “crew” has the same meaning an effect as “team” in relation to ILS competition.

2.15 CODE OF CONDUCT

2.15.1 Code of conduct for competitors, technical officials and members

ILS competitions are high profile public events. ILS expects all competitors, officials and members to co-operate to ensure a positive public image. Behaviour likely to cause embarrassment or damage to the image of ILS or lifesaving competition will be referred to the Disciplinary Committee. Penalties may include expulsion of individuals or teams from the competition.

ILS expects the highest standard of conduct of its competitors, officials and members. These expectations are reflected in the rules for competition in the ILS constitution and this rule book.

For the purpose of applying the code of conduct, the definition of a ‘team’ includes actual competitors, coaches, assistants, spectators, etc., travelling with the team. Violations of this code will result in individual and/or team disqualification from the competition.

2.15.2 Fair-play code for lifesaving competitions

It is important that competition, especially world championships, be conducted in a spirit of goodwill and sportsmanship.

Competitors are required to abide by and compete within the rules. Any breach of the rules will be reported to the Chief Referee who may initiate action as described in 2.16 *Misconduct*.

Team members represent their country, their organisation, their club, their sponsors and ILS. As such, team members shall at all times conduct themselves in a proper and civil manner during the championships and related activities including social functions.

Unbecoming conduct by a team or its supporters is a serious offence and will be dealt with as such.

Any action by a team which attempts to disrupt or interfere with another team is a serious offence and will be dealt with as such.

The general conduct of all participants will be measured by the following ILS *code of fair play*:

(a) ILS will:

- Promote and encourage fair play through its members.
- Impress upon competitors, coaches, technical officials and administrators the need to maintain the highest standards of sportsmanship and good behaviour in lifesaving sport.
- Ensure that its rules are fair, clearly understood by competitors, coaches, technical officials and administrators, and properly enforced.
- Make every effort to ensure that its rules are applied consistently and impartially.
- Treat all members equally, regardless of their **sex, gender identity, intersex status, sexual orientation, age, ability**, race or physical characteristics, etc.
- Make all reasonable provision to accommodate competitors with disabilities provided that there is no competitive disadvantage to other competitors in the event being contested.

(b) ILS technical officials will:

- Abide by the rules and the spirit of the competition.
- Be honest, fair and ethical in dealing with others.
- Be professional in appearance, action and language.
- Resolve conflicts fairly and promptly through established procedures.
- Maintain strict impartiality.
- Maintain a safe environment for others.
- Be respectful and considerate of others.
- Be a positive role model.

(c) Competitors will:

- Abide by the rules and the spirit of the competition.
- Treat officials with respect and accept the decisions of Referees and Judges without question or complaint.
- Never consider cheating and in particular, not attempt to improve their individual performance by the use of drugs.
- Exercise reasonable self-control at all times.
- Accept success and failure, victory and defeat, with grace and magnanimity.
- Treat their fellow competitors and team members with respect, both in and outside the competition arena.

(d) Team managers and coaches will:

- Insist that competitors understand and abide by the principles of fair play.
- Never countenance the use of drugs by competitors.
- Never employ methods or practices that could involve risks, however slight, to the long-term health or physical development of their competitors.

- Not attempt to manipulate the rules in order to take advantage of their competitors or their opponents.
 - Respect the regulations and authority of ILS and its member organisations and not attempt to avoid or circumvent these regulations.
 - Recognise the special role that they have to play in ILS and set a good example of sportsmanship and good behaviour at all times.
 - Respect the rights of other teams and never deliberately act in a manner intended to be to the detriment of another team.
 - Respect the rights of competitors, coaches, technical officials and not exploit or deliberately act in a manner detrimental to them.
 - Not endeavour to influence the result of a competition by any action not strictly within the rules and regulations or within the fundamental precepts of fair play.
- (e) Delegates, media representatives, supporters and spectators will:
- Respect the authority and regulations of ILS and not attempt to avoid or circumvent them.
 - Accept the authority of technical officials.
 - Abide by the spirit of the competitions.
 - Exercise reasonable self-control and display good behaviour at all times.
 - Be respectful and considerate in interactions with others.
 - Acknowledge the performance of all involved in the competition with grace and magnanimity.

2.16 MISCONDUCT

2.16.1 Conduct and discipline generally

ILS, either by pre-determined publicised penalties or by adopting the decision of a disciplinary committee, may, at its discretion, issue penalties to individual competitors, clubs or national teams.

2.16.2 Competing unfairly

- (a) Competitors or teams who are deemed to have competed unfairly may be disqualified from an event or expelled from the championships. The Chief Referee may refer the competitor or team to the disciplinary committee for consideration of further penalty. Examples of competing unfairly include:
- Committing a doping or doping-related infraction.
 - Impersonating another competitor
 - Competing twice in the same individual event.
 - Competing twice in the same event in different teams.
 - Purposely interfering with a course to gain an advantage.
 - Competing without entry.
 - Competing for another club or nation without federation clearance.
 - Attempt to defeat the ballot or draw for events or positions.
 - Competing using equipment that does not meet ILS specifications.
 - Competing contrary to the specific direction of the Chief Referee or designated official
 - Jostling or obstructing other competitors or handlers so as to impede their progress.
 - Receiving physical or material outside assistance (other than verbal or other direction except where specifically excluded by the rules of the event).
 - **Participating contrary to the spirit of the competition (as described in the code of fair play).**
- (b) The Chief Referee and/or the relevant technical official(s) shall have absolute discretion in determining whether a competitor, team or handler has competed unfairly.
- (c) ILS may, in its absolute discretion, investigate and take action on any matter of “competing unfairly” prior to, during or following competition. This includes, but is not limited to, the return of medals and referral to the disciplinary committee.

2.16.3 Serious discipline offence

- (a) If a competitor or team commits what could be a serious discipline offence, they should immediately contact the Organising Committee and detail the circumstances. Failure to report a possible violation is itself an offence against ILS rules.
- (c) Allegations of a serious discipline offence shall be referred to the Disciplinary Committee.
- (d) If the Chief Referee disqualifies a competitor or team for a serious offence in competition, the Chief Referee may also choose to make a report to the Disciplinary Committee which may decide to apply a further penalty against the competitor or team and its members.

2.16.4 Disciplinary Committee

- (a) The Organising Committee shall appoint a Disciplinary Committee consisting of no less than three members.
- (b) The host organising committee shall supply the Disciplinary Committee with the name, contact address and phone number at the competition site of the manager of every participating team.
- (c) The Disciplinary Committee shall inquire into any written complaint of misconduct or any matter referred to it by the Appeals Committee or Chief Referee.
- (d) The committee may also initiate an inquiry to determine if an offence has been committed and make a complaint if appropriate. The committee may then proceed as if another person had made the complaint.
- (e) The committee may assign appropriate penalties including removal from or disqualification from the championships and forfeiture of titles or trophies.
- (f) The committee shall report in writing on its inquiries and decisions to the ILS Secretary General.
- (g) Complaints must be received in writing or the complainant must be prepared to attend a meeting or inquiry of the committee as and when required.
- (h) The member or members against whom the complaint is made shall be entitled to be present at every hearing accompanied by the team manager.
- (i) All persons involved in a disciplinary hearing or enquiry or an Appeals Committee hearing, must abide by and strictly observe the ILS Code of Conduct set out in this Section. In particular, but without limitation, all persons involved in such hearings or enquires must:
 - Be honest, fair and ethical.
 - Be respectful and considerate of others.
 - Exercise reasonable self-control at all times.
 - Be truthful and treat all persons involved in good faith and with courtesy and respect.
- (j) Inquiry guidelines:
 - Formal rules of evidence will not apply to the hearing or enquiry, but all persons involved must be truthful and act in good faith.
 - The complaint or reference to the committee shall be read to the competitor(s) or to the team(s') representative(s).
 - The evidence of the complainant shall be presented.
 - The evidence of the team member(s) against whom the complaint has been made shall be presented.
 - Each witness shall be subject to examination by the party (if any) on whose behalf the witness is called and then to cross-examination by the opposing party or parties. The party calling the witness shall have the right to re-examination, but no other examination shall be allowed except by leave of the committee.
 - Hearsay and irrelevant evidence shall not be admitted.
 - Witnesses other than the party charged shall remain out of hearing of the inquiry until called upon to give evidence.

2.16.5 Notification of Findings

- (a) The committee shall make its decisions *in camera*. If the complaint is proved, the committee may impose a penalty. Notice of the finding and the penalty shall be given forthwith in writing by the chair of the committee to the team member concerned, to his or her team or club, and to the country to which the team or club is affiliated.
- (b) The finding and penalty (if any) shall be effective forthwith.

2.17 DISQUALIFICATIONS AND “DID NOT FINISH” CLASSIFICATIONS

Competitors or teams may be disqualified from an event or from the entire competition. Where a competitor is disqualified for any reason, in a heat or a final, the place he or she would have held shall be awarded to the competitor who finished next and all lower placing competitors shall be advanced one place. (See the Beach Flags and Oceanman/Oceanwoman and Ocean M Eliminator event variations for specific placings and points allocations for events conducted in an elimination format. See also Surf Boat Events for “Round Robin” points allocations, disqualifications, elimination and did not finish classifications.)

Where a competitor is disqualified for any reason, the final event results shall not include a place or time for the competitor.

Competitors may protest or appeal any disqualification (see 2.18 for details).

2.17.1 Did not finish (DNF)

- (a) Where a competitor does not finish an event for any reason, in a heat or a final, the place he or she would have held shall be awarded to the competitor who finished next and all lower placing competitors shall be advanced one place.
- (b) Where a competitor does not finish an event, the event results shall not include a place or time for the competitor.

2.17.2 Disqualification from competition

- (a) Examples of behaviour which may result in disqualification of individuals or teams from the competition, include:
 - (i) Refusing to fulfil the conditions of entry.
 - (ii) Breach of the ILS code of conduct or rules.
 - (iii) The impersonation or use of unauthorised competitors.
 - (iv) Activities resulting in wilful damage to the venue sites, accommodation sites or the property of others.
 - (v) Abuse of technical officials.

2.17.3 Disqualification from events

- (a) Examples of behaviour, which may result in disqualification of individuals or teams from an event, include:
 - (i) Being absent at the start of an event.
 - (ii) Infraction of the “General conditions” for events or infraction of event rules.
- (b) Competitors shall be notified of their disqualification from an event by the Chief Referee or appropriate Judge, at the completion of the race. Competitors shall not leave the designated competition area until dismissed by the Chief Referee or appropriate technical official.
- (c) If an error by an official causes a fault by a competitor, the fault by the competitor may be expunged at the Chief Referee’s discretion.

Note: Disqualification (DQ) codes are listed at the end of the relevant sections of the *ILS Competition Rule Book*.

2.18 PROTESTS AND APPEALS

The Organising Committee reserves the right to delete, alter or otherwise vary any rule, competition criteria, timetable or other matter as it deems necessary. Every effort will be made to

ensure that each team manager receives notice. Protests resulting from such Organising Committee decisions will not be entertained.

In addition, event courses and the competition area may change from the descriptions in this rule book if the Chief Referee deems it necessary and providing teams have been advised of the change before the start of that event.

A competitor or team manager may protest to a Chief Referee, and subsequently dispute a Chief Referee's decision in the manner prescribed below. See Protest/Appeal Form at the end of this section.

Note: Refer also to specific rules in this section for Beach Flag rules for protest and appeal processes.

2.18.1 Types of protests

- (a) Protests, which may lead to the imposition of penalties, fall broadly into the following categories:
 - Protests arising from entry procedures or entry eligibility.
 - Protests arising from scrutineering or equipment eligibility.
 - Protests arising during participation in the competition and/or breaches of rules
- (b) No protest shall be accepted against the actions of another competitor or team in the same event except where that competitor or team has suffered direct interference e.g. if an official takes an action or no action against a competitor or team, another competitor or team cannot protest unless they are in the same race and there is direct interference involved.

2.18.2 Lodging a protest

The conditions relating to the lodgement of protests shall be as follows:

- (a) No protest shall be accepted which is a direct challenge to Finish Judges' order-of-finish decisions.
- (b) A protest against the conditions under which an event or race is to be conducted must be made verbally to the Chief Referee prior to the event or race. Before the start of the event or race, the Chief Referee or appointed technical official shall inform the competitors in that event or race of such a protest.
- (c) A protest against a competitor or a team or against a decision of an official must be lodged verbally with the Chief Referee within 15minutes of the posting of the result of the event or within 15minutes of being notified verbally by the Chief Referee of the decision, whichever occurs first. Within 15minutes of the submission of the verbal protest, a protest written in English on the ILS Protest/Appeal Form or other acceptable form shall be lodged with the Chief Referee.

Note: The Chief Referee at their discretion may extend these time limits provided that results have not been declared as final.

- (d) Where a protest is lodged, the result of the event shall be withheld or not finalised until the protest is decided. If a protest is upheld, placings and trophies (where relevant or required) shall be varied according to the amended result.
- (e) The result of the protest shall be noted on the back of the event result card or result records and also on the protest form.
- (f) There shall be no protest fee. There is a fee payable whenever a matter is referred to the appeals committee, whether by the Chief Referee directly or by a team appealing a Referee's decision.

2.18.2.1 Protests in Beach Flags

- (i) In Beach Flags events a protest against an elimination must be lodged verbally within 5minutes of the completion of the round or before the next run through of an event begins (whichever occurs first). If a Beach Flag elimination protest occurs the Chief Referee will immediately consider the protest without delay before proceeding with the

event. There will be no Appeal permitted on Beach Flag elimination protest decisions of the Referee.

- (ii) A Referee is also authorised to refer a Beach Flag elimination protest directly to an on-beach Jury of Appeal Committee representative for decision on the basis of the processes and timings detailed above. No paperwork is required nor is a fee payable if this occurs.
- (iii) A competitor is permitted to protest and/or appeal against a disqualification decision in Beach Flag events provided that correct processes are followed.

2.18.3 Adjudication of protests

The conditions relating to the adjudication of protests shall be:

- (a) Immediately after the correct lodgement of a protest, the Chief Referee may adjudicate on the matter as provided for herein or refer the matter directly to the appeals committee convenor.
Note: Should it be determined that there was a technical or an administrative error in recording either the disqualification or protest reference, the error can be corrected, and the protest or appeal proceed without prejudice.
- (b) Where the Chief Referee considers (in their absolute discretion) that a protest is frivolous, or not of a serious nature, they may choose not to accept the protest.
- (c) Where the Referee or the Area Referee or the Sectional Referee accepts the protest, they will adjudicate on the protest in such manner as they see fit having regard to the interests of the competitor making the protest, all other competitors and all officials in the event and also the conduct of the event itself.
- (d) If the Chief Referee adjudicates and dismisses the protest, or refuses to accept a protest, the decision may be appealed to the appeals committee. Such appeal must be lodged with the appeals committee convenor within 30 minutes of the decision of the protest being advised to the competitor, accompanied by the appeal fee.
Note: The Chief Referee at their discretion may extend this time limits provided that results have not been declared as final.
- (e) The assistance of video or other electronic equipment may be used to consider protests. However, the onus is on the protester to provide proof of authenticity and any clearly viewable evidence and viewing mechanisms at the time that the protest is heard.
Note: A minimum 9 inch/228 mm (measured on the diagonal) tablet type device with high definition is generally considered to be the minimum size to properly adjudicate on a protest.

2.18.4 Appeals Committee

A person of suitable experience and practical knowledge is to appointed to act as the Appeals Committee Convenor along with appoint appeals committee members of sufficient number to enable at least two committees of three persons to sit simultaneously. The Appeals Committee Convenor selects members of the Appeals Committee, based on their backgrounds and experience, to adjudicate individual cases.

While three people should ordinarily sit on an appeals committee, the quorum for an Appeals Committee shall be two persons.

The membership of an Appeals Committee shall not include a person who has previously participated in the making of the decision that is the subject of dispute.

- (a) The Appeals Committee shall deal with all protests referred to it by the Chief Referee or Appeals Committee Convenor.
- (b) A fee may be incurred to hear an appeal. If applicable, this fee is payable whenever a matter is referred to the Appeals Committee, whether by the Chief Referee directly or by a team appealing a Chief Referee's decision. If the appeal is upheld, any fee paid is returned, if ruled against, any fee paid is forfeited.

- (c) The Appeals Committee shall rule on the appeal and advise the competitor and relevant technical officials of its decision and any penalty imposed (including a penalty other than disqualification). Reasons for the decision may be briefly given verbally and on the protest form.
- (d) The decision of the Appeals Committee shall be final, without the right of further appeal.
- (e) The Appeals Committee may refer serious breaches of the ILS Code of Conduct to the Disciplinary Committee.
- (f) The Appeals Committee shall adjudicate after both sides have had an opportunity to state their case.
- (g) Guidelines for an Appeals Committee inquiry are similar to the Disciplinary Committee procedure (see 2.16.4).
- (h) The assistance of video or other electronic equipment may be used to consider appeals. However, the onus is on the appellant to provide proof of authenticity and any clearly viewable evidence and viewing mechanisms at the time that the appeal is heard.
Note: A minimum 9 inch/228 mm (measured on the diagonal) tablet type device with high definition is generally considered to be the minimum size to properly adjudicate on an appeal.
- (i) After hearing all available and relevant evidence, the Appeals Committee shall make its decision *in camera*.
- (j) The decision to uphold (i.e., agree with) the appeal or to dismiss (i.e., rule against) the appeal shall be delivered verbally or in writing to the team manager, competitor and/or team member concerned, to the Chief Referee and Appeals Committee Convenor.
- (k) It is the Chief Referees duty to decide on the course of action to be followed on the outcome of decisions made to uphold appeals in the best interest of the competitor or team involved with the appeal together with all other competitors and teams and the competition. Such decision shall be final, without the right of further protest or appeal.
- (l) The Competition Appeals Committee may refer serious breaches of any ILS rule or regulation (including any supplementary regulations) to the Competition Disciplinary Committee for further inquiry.



PROTEST/APPEAL FORM

Part 1: Protests must be lodged in accordance with the ILS Competition Rule Book and/or ILS Bulletins. Protests may arise from entry procedures or entry eligibility; from scrutineering or equipment eligibility; or during participation in the competition and/or breach of rules.

Competitor(s)/Team lodging protest (please print): _____

Event: _____

Arena: _____

Lane/Heat/Lock-up: _____

Date/Time: _____

I/We formally protest against:

Competitor (signature): _____

Team Manager (signature): _____

For Official Use Only

Results of event announced at (determine exact time): _____

Verbal protest received by: _____ Position of Official: _____

Time: _____

Protest form received by: _____ Position of Official: _____

Time: _____

Referee name (print): _____

Decision: Upheld (agree with protest) Dismissed (rule against protest)
 Referred to Appeals Referred to Disciplinary

Remarks: _____

Chief Referee (signature): _____

Time protest decision advised to Competitor or Manager: _____

Protestor signature acknowledges receipt of decision:

Appeals Form on other side

PROTEST/APPEAL FORM

Part 2: Appeals must be lodged in accordance with the ILS Competition Rule Book.
Decisions of the Appeals Committee are final.

Basis or explanation for appeal:

For Official Use Only

Verbal appeal received by: _____
Time: _____

Position of Official: _____

Appeal form received by: _____
Time: _____

Position of Official: _____

Appeal fee received by: _____

Appeal fee returned (if applicable):

Appeal Chair name: _____

Decision: Upheld (agree with protest) Dismissed (rule against protest)

Remarks:

Appeal Chair (signature):

Time appeal decision advised to Competitor or Manager:

Appellant's signature acknowledges receipt of decision:



International Life Saving Federation (ILS)

WORLD RECORD APPLICATION FORM VERSION 2022

Kind of Record: _____ Record: _____

1. Name of the ILS Sanctioned Competition: _____
Please add the Sanctioning Document

2. Event: _____

3. Gender: Man Woman

4. Age Group: Open Youth Masters group: _____

5. Name of the Competitor _____; _____
Family Name First Name(s)

Date of Birth (Year/Month/Day): ____/____/____

6. Name of the Team: _____

7. Names of the Relay Team Members (*names in order of competing*)

1. _____, _____ - DoB (Y/M/D): ____/____/____

2. _____, _____ - DoB (Y/M/D): ____/____/____

3. _____, _____ - DoB (Y/M/D): ____/____/____

4. _____, _____ - DoB (Y/M/D): ____/____/____

8. Country: _____

9. Member Organisation: _____

10. Record claimed (0'00"00 minutes) _____, _____, _____
Please add the official result

11. Date and Time of Race: ____/____/____ at _____; _____ am/pm
Day/ Month/Year,/Time

City: _____ and Venue: _____

12. Chief Referee Approval:
Name: _____

Signature Date.....

13. Doping Control: _____
External Sample Code: _____
Please add the certificate

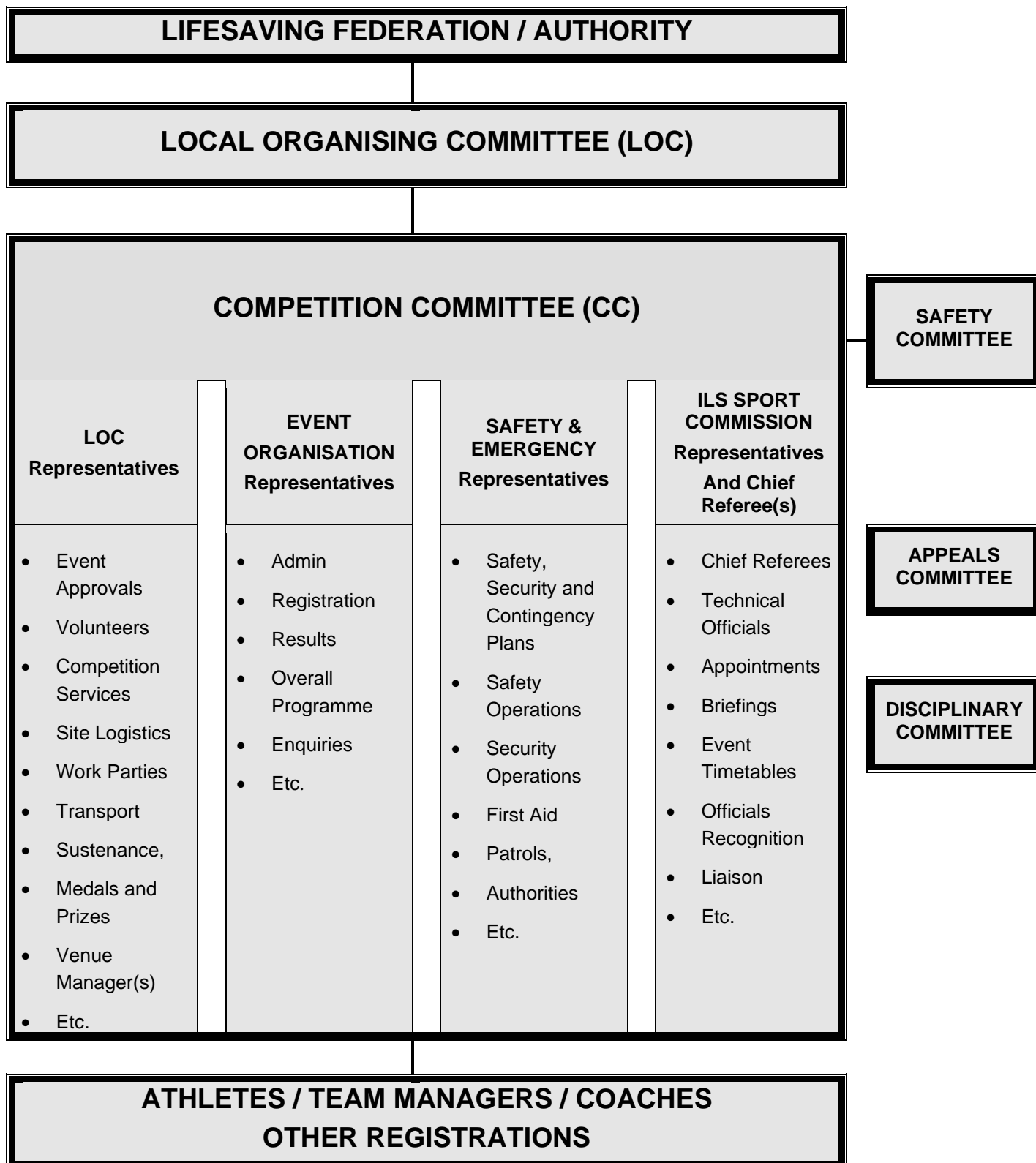
Note 1: ILS does not recognise world records for any Masters team events, for the 100m Obstacles event for Youth, Open and for Masters under 55 years of age, and mixed or single gender events in team categories except where conducted in those gender categories at Lifesaving World Championships.

Note 2: Masters world records set at any ILS LWC, World Games, or ILS regional championships or ILS sanctioned competition shall be recognised without a negative doping test certificate.

An interactive version of this form is available online at www.ilsf.org.

The completed form must be sent to the ILS Custodian of Records,
Dr. Detlev Mohr, e-mail: detlev.mohr@dlrg.de or fax +49 331 86 43 35
or to the Sport Commission of the ILS Region in accordance with the record rules.

COMPETITION ORGANISATIONAL STRUCTURE – SCHEMATIC DIAGRAM



ILS COMPETITION RULE BOOK
2019 Edition
(Revised February 2020, January 2021, March 2021, March 2022)

SECTION 3
POOL EVENTS



SECTION 3 POOL EVENTS

The following pool events are described in this section:

- Obstacle Swim – 200m and 100m
- Manikin Carry – 50m
- Rescue Medley – 100m
- Manikin Carry with Fins – 100m
- Manikin Tow with Fins – 100m
- Super Lifesaver – 200m
- Line Throw – 12.5m
- Manikin Relay – 4 x 25m
- Obstacle Relay – 4 x 50m
- Medley Relay – 4 x 50m
- Pool Lifesaver Relay Mixed – 4 x 50m

3.1 GENERAL CONDITIONS FOR POOL COMPETITION

Team management and competitors are responsible for being familiar with the competition schedule, and with the rules and procedures governing events.

- (a) Competitors may not be permitted to start in an event if they are late reporting to the marshalling area (DQ3).
- (b) A competitor or team absent from the start of an event shall be disqualified (DQ4).
- (c) Only competitors and officials shall be allowed on the pool deck in the designated competition area. Competitors and officials must leave the designated competition area when not competing or officiating.
- (d) Unless specifically provided for in the rules, no artificial means of propulsion may be used in competition (e.g., hand webs, arm bands).
- (e) The use of sticky, tacky or adhesive substances (liquid, solid or aerosol) on competitors' hands or feet, or applied to the surface of the manikin or rescue tube to improve grip, or to assist the competitor to push off the pool bottom, is not permitted in pool events (DQ7).
- (f) Body tape used for preventative, medical, therapeutic or kinesiology purposes is allowed at the discretion of the Chief Referee as long as it does not provide a competitive advantage to improve grip, grasping, or propulsion.

Note: The above means that, in general, tapes on the body (including limbs but not extremities) may be acceptable. Further, in general tape is not permitted: - on multiple fingers (two or more fingers taped together) as they may aid swimming and/or grip on a manikin: and - on a single finger, if it improves manikin/equipment grasping and manikin carry.

- (g) Competitors shall not take assistance from the pool bottom except where specifically allowed (e.g., Obstacle Swim, surfacing with a manikin, 4 x 25m Manikin Relay) (DQ8).
- (h) Taking assistance from any pool fittings (e.g., lane ropes, steps, drains or underwater hockey fittings) is not permitted (DQ17, 24).
- (i) A competitor who interferes with another competitor during a race shall be disqualified (DQ2).
- (j) Unless otherwise specified in event rules, competitors must remain in their designated lane for the entire race and, at the conclusion of the race; competitors shall remain in the water in their lane until instructed to leave the pool (DQ9).

Competitors must exit by the sides of the pool, not by the pool end over timing pads.

- (k) Competitors shall wear their club or national team swim caps in all events. Ocean event caps or rubber or silicone caps may be worn.
- (l) Order-of-finish decisions, whether by Judges or automated timing equipment, are not subject to protest or appeal.

- (m) Start decisions by the Event Director, Starter, or Chief Referee (or Chief Referee's designate) are not subject to protest or appeal.
- (n) The Chief Referee may permit re-run/re-throw of a race due to provided equipment failure or interference. The re-run/re-throw time shall be the official time.
- (o) Retrieving lost fins: Competitors may retrieve fins lost after the start and continue without disqualification as long as the rules governing manikins are not violated (see 3.3 *Manikins*). Competitors are not permitted to start again in another heat.

3.2 STARTS

- (a) Prior to the start of each race, the Event Director or designated officials shall:
 - (i) Check that all technical officials are in position.
 - (ii) Check that competitors, manikin handlers and victims are properly attired and in correct positions.
 - (iii) Check that all equipment is in a safe and correct position.
 - (iv) Notify competitors to remove all clothing except for swimwear and get ready to race.
- (b) When competitors and technical officials are ready for a legal start, a designated official shall:
 - (i) Signal the official start of each race with a long whistle indicating that the competitors should take their position on the starting platform or, for the Manikin Relay event, enter the water.
 - (ii) Signal the Starter (that the competitors are under the Starter's control) with an outstretched arm in the direction of the course.

Note 1: Notwithstanding that the above procedure is undertaken officials are not responsible if a competitor or team are not in attendance for the start of a race or are improperly attired i.e. no protest or appeal is permitted by a competitor/team/handler on the above points.

Note 2: At the discretion of the Chief Referee, "over the top" starts may be used.

Note 3: See event description for start procedure for Line Throw (3.13).

3.2.1 Dive start procedure

At world championships, the one-start rule shall be used.

- (a) On the long whistle, competitors step onto the starting platform and remain there.
- (b) On the Starter's "Take your Marks" command, competitors immediately assume a starting position with at least one foot at the front of the starting platform. When competitors are stationary, the Starter gives the acoustic starting signal.
- (c) Competitors may start on the starting platform, or on the pool deck, or in the water with one hand in contact with the starting wall/edge or starting block.

3.2.2 In-water start procedure

The Manikin Relay and Line Throw events begin with an in-water start as follows:

- (a) On the whistle, the first competitors in the Manikin Relay and Line Throw victims enter the water and prepare for the start.
- (b) At the second whistle, competitors take their positions for the start without undue delay.
- (c) In the Manikin Relay, the competitor starts in the water holding a manikin with one hand and the pool wall/edge or starting block with the other hand.
- (d) In Line Throw, the victim treads water on the near side of the rigid crossbar in the allocated lane. The victim holds both the throw line and anywhere on the cross bar with one or two hands.
- (e) When all competitors have assumed their starting positions, the Starter shall give the command "Take your Marks."
- (f) When all competitors are stationary, the Starter gives the acoustic starting signal.

3.2.3 Disqualification

- (a) All competitors who start (i.e., commence a starting motion) before the starting signal has been given, shall be disqualified (DQ10).
- (b) If the starting signal sounds before the disqualification is declared, the race shall continue and the competitor(s) shall be disqualified upon completion of the race (DQ10).
- (c) If the disqualification is declared before the starting signal, the signal shall not be given; the remaining competitors shall be called back and start again (DQ10).
- (d) The signal to call back the competitors shall be the same as the starting signal but repeated along with dropping of the false start rope. Alternatively, if the Chief Referee or Chief Referee's designate decides that the start is not fair, the Chief Referee or Chief Referee's designate shall blow a whistle, to be followed by the Starter's signal (repeated).
- (e) For the 100m Manikin Carry with Fins event, the call-back signal will be by an underwater acoustic signal whenever possible. Competitors will be advised if an alternate call-back signal is to be used.
- (f) If an error by an official follows a fault by a competitor, the fault of the competitor may be expunged.

Note 1: The duty of the Event Director, Chief Referee and Starter is to ensure a fair start. If the Event Director, Starter, or Chief Referee decides that a start is not fair, for any reason, including technical or equipment fault, the competitors shall be called back and the race shall be started again.

Note 2: Competitors shall be disqualified if they “commence a forward starting motion” prior to the starting signal. Movement by itself is not a disqualification. Anticipating the starting signal and commencing a starting motion is a disqualification (DQ10).

Note 3: The Event Director, Starter, and Chief Referee use their discretion in determining whether a competitor – or more than one competitor – has commenced a starting motion. Commonly, the early starting motion of one competitor causes movement by other competitors. Such movements are not a DQ.

Note 4: Start decisions by the Event Director, Starter, or Chief Referee (or Chief Referee's designate) are not subject to protest or appeal.

3.3 MANIKINS

3.3.1 Competitors surfacing the manikin

- (a) Competitors may push off the pool bottom when surfacing with the manikin.
- (b) Competitors must:
 - (i) Break the surface with the manikin
 - (ii) Have the manikin in a correct carrying position when the top of the manikin's head passes the 5m line (Manikin Carry, Rescue Medley, Super Lifesaver) or 10m line (Manikin Carry with Fins)
 - (iii) Not re-submerge after surfacing

Note 1: The competitor must break the surface of the water while holding the manikin with at least one hand before the designated 5/10m line. The competitor cannot swim underwater beyond the designated 5/10m lines and must remain at the surface with the manikin throughout the race beyond these lines.

Note 2: Surfacing the manikin judging criteria applies only when the top of the manikin's head passes the relevant 5/10m line.

Note 3: When judging the manikin carry, the competitor and manikin are treated as one unit/entity. The judging focus is on the competitors' actions, their carrying technique, and the position of the manikin. Water flowing over the manikin is not a judging criterion.

Note 4 : “Surface” means the horizontal plane of the surface of a still water pool.

3.3.2 Carrying the manikin

Note: The manikin carry rules have been amended to remove the disqualification for carrying the manikin on an angle towards the pool bottom or face down and to improve fair judging of events.

- (a) In events where the manikin is carried, the manikin (as victim) is presumed to be non-breathing. Water over the face is not a judged criterion.
- (b) Competitors must carry the manikin with at least one hand always in contact with the manikin.
- (c) The manikin may not be “pushed” – a push is defined as the manikin’s head is forward of the competitor’s head.
- (d) The manikin must not be gripped or grasped by the throat, mouth, nose, or eyes.
- (e) The competitor and manikin are considered to be one unit and either must remain at the surface.

Note 1: “Surface” means the horizontal plane of the surface of a Stillwater pool.

Note 2: If the competitor **and** manikin are both fully “below the surface”, it is a disqualification.

Note 3: If the competitor and manikin are both below surface as the result of the competitor’s final stroke/lunge to touch the turning or finish wall/edge or for a relay exchange, it shall not be a disqualification.

- (f) Carrying the manikin judging criteria applies only when the top of the manikin’s head passes the 5m or 10m line.
- (g) In the 5m start zone and in the changeover zones of the Manikin Relay, and the changeover zone of the Lifesaver Relay event, competitors are not judged on carrying the manikin criteria. However competitors need to maintain contact with at least one hand with the manikin at all times including during the manikin exchanges.

Note: As with all events, the standard “carrying the manikin” criteria (defined in this section) applies to the final relay competitor at the finish of the Manikin Relay and Lifesaver Relay events.

3.3.3 Towing the manikin

- (a) In events where the manikin is towed, the manikin (as victim) is presumed to be breathing. Before the tow, competitors must secure the manikin correctly within the 10m pick-up zone. “Correctly” means the rescue tube is secured around the body and under both arms of the manikin and clipped to an O-ring.
- (b) Competitors may return back into the 10m change over zone to re-secure the manikin provided the manikin’s head has not passed the 10m line.
- (c) Competitors may swim on their back, side or front and may use any kick or stroke while towing the manikin.
- (d) Beyond the 10m pick-up zone, competitors must tow the manikin correctly secured with the manikin face above the surface of the water.

Note: The manikin towing rules have been amended. The previous requirement to secure the manikin under both arms at the 5m mark has been modified to securing the manikin within 10m mark.

- (e) The line of the rescue tube must become fully extended by the time the top of the manikin’s head passes the 10m line.
- (f) Competitors shall be disqualified if the rescue tube and manikin become separated. Competitors shall not be disqualified if the rescue tube slips from under one arm of the Manikin during the tow, provided that the rescue tube was “secured correctly” at the 10m line and the face of the manikin remains above the water surface.
- (g) Competitors shall be disqualified if the line of the rescue tube is or becomes wrapped around the Manikin as it is deemed to be shortening of the line.

- (h) Competitors shall not be disqualified if the manikin rotates in the rescue tube as long as the manikin's face remains above the surface of the water. In addition, the manikin does not need to be carried head first provided it was secured correctly at the 10m line and the manikin's face remains above the surface of the water.

Note: The manikin towing rules have been amended from the previous rules to remove the disqualification for a manikin rotating within the rescue tube provided that the face remains above the surface of the water.

3.3.4 Manikin handlers

- (a) A member of the competitor's team assists as manikin handler in the Manikin Tow with Fins and the Super Lifesaver events. With the Chief Referee's approval, non-team members may act as handlers, provided they are registered in the competition in some capacity.
- (b) Manikin handlers must wear a competition cap.
- (c) For the handover, the manikin handler, using at least one hand, positions and holds the manikin – vertically and facing the wall at its natural buoyancy position anywhere within the allotted lane.
- (d) Make every effort to ensure that any part of their person, the manikin they are holding, and/or any water movement they cause, does not impede any other competitor in the race (otherwise disqualification of their competitor may result).
- (e) Manikin handlers may not intentionally enter the water during the event.
- (f) Comply with all race instructions of officials.

3.4 SEEDING

- (a) Seeding shall be used.
- (b) For pool events, competitors' times are required to be submitted for both individual and team events. Competitors and teams shall be ranked according to the entry times.
- (c) Competitors for whom no times are submitted shall be considered to have the slowest times.
- (d) Placement of competitors with identical times and placement of those without times shall be determined by draw.

3.4.1 Seeding in heats

Where events are conducted as heats and finals (according to the entries received), competitors shall be seeded in heats according to submitted times in the following manner:

3.4.1.1 If one heat

It shall be seeded as a final and swum during the final session.

3.4.1.2 If two heats

The fastest competitor shall be seeded in the second heat, next fastest in the first heat, next fastest in the second heat, next in the first heat, etc.

3.4.1.3 If three heats

The fastest swimmer shall be placed in the third heat, next fastest in the second, next fastest in the first. The fourth fastest shall be placed in the third heat, the fifth in the second heat, and the sixth fastest in the first heat, the seventh fastest in the third heat, etc.

3.4.4.4 If four or more heats

The last three heats of the event shall be seeded in accordance with (c) above. The heat preceding the last three heats shall consist of the next fastest competitors; the heat preceding the last four heats shall consist of the next fastest competitors, etc. Lanes shall be assigned in descending order of submitted times within each heat, in accordance with the pattern outlined in *Assignment of lanes* below.

3.4.4.5 Exception

When there are two or more heats in an event, there shall be a minimum of three competitors seeded into any one preliminary heat.

3.4.2 Seeding in time-finals

Where events are conducted as time-finals, competitors shall be seeded into heats according to submitted times in the following manner:

3.4.2.1 If one heat

It shall be seeded as a final.

3.4.2.2 If two or more heats

The fastest competitors shall be seeded in the last heat according to assignment of lanes detailed in the next section, the next fastest competitors into the second last heat, and so on until all competitors have been allocated a heat and lane according to submitted times.

3.4.3 Assignment of lanes

Lanes shall be assigned by placing the fastest competitor or team in lane four of an eight-lane pool. (Lane one is on the right side of the pool viewed from the starting end.) The competitor having the next fastest time is placed on the left of the fastest, then alternating other competitors to right and left in accordance with the submitted times. Competitors with identical times shall be assigned lane positions by draw within the aforesaid pattern.

3.4.4 Seeding in finals

Starting positions for pool events shall be by seeding as follows:

- (a) Based on the times established in heats, competitors with the top eight times shall be assigned lanes in the A-final. Competitors with the ninth through sixteenth top times shall be assigned lanes in the B-final.
- (b) In the event that competitors from the same or different heats have equal times registered to 1/100 second for either the eighth place or sixteenth place, there shall be a swim-off to determine which swimmer shall advance to the appropriate finals. Such swim-off shall take place not less than one hour after all involved competitors have completed their heat (unless affected competitors agree to a shorter time interval). Another swim-off will take place if equal times are registered again.
- (c) Competitors or teams who withdraw or do not start (DNS) in an A or B final shall not earn any points to their team's point score (i.e. zero points are scored for a "no show").
- (d) Where one or more competitors or teams withdraw from an A-final, competitors *shall* be called forward from the B-final, alternate competitors up to a maximum of four competitors shall be called forward from the heats. The B final shall not be reseeded. Should insufficient reserves be on standby the B final shall progress with those who have marshalled. The final shall not be re-seeded.

Note: In pool events, reserves shall be determined based on heat times.

3.5 TIMEKEEPING AND DETERMINATION OF PLACING

Automatic officiating equipment should be used for all pool events to record the time of each competitor and to determine the place of each competitor.

3.5.1 Automatic officiating equipment

- (a) Any equipment installed must not interfere with competitors' start and turns. The automatic officiating equipment must be activated by the Starter and must provide easy digital readings of competitors' times.
- (b) Times recorded by automatic officiating equipment shall be used to determine the winner and all placings, and the time applicable to each lane. Results shall be recorded to 1/100 of a second.

- (c) The placing and times determined by automatic officiating equipment shall have precedence over the decision of Judges and timekeepers. If the electronic equipment breaks down or fails, or if a competitor has failed to activate it, the decisions of the human timekeepers shall be official.
- (d) In addition to the electronic timekeeping, a minimum of two timekeepers per lane are required.

3.5.2 Manual time keeping and officiating

- (a) In ILS-sanctioned lifesaving competitions where automatic officiating equipment is unavailable, the time of each competitor must be recorded by three timekeepers. There shall be two additional timekeepers designated, either of whom shall be directed to replace a timekeeper whose watch did not start or stopped during an event, or who for any other reason is not able to record the time.
- (b) Watches are started when the starting signal is given and stopped when the competitor touches (clearly visible to the timekeeper) the finish wall/edge with any part of the competitor's body.
- (c) With three timekeepers, where two of them have the same time, this time shall be considered official. If the three timekeepers differ, the middle time shall be official. If one watch fails, the average of the other two times shall constitute the competitor's official time.
- (d) If the order of finish indicated by the times recorded by manual timekeepers does not coincide with the order of finish determined by the Finish Judges, the Finish Judges' placings prevail. The times assigned to the competitors involved shall be identical. For example, if two competitors are involved, the times assigned shall be the sum of their individual times divided by two.

3.6 TECHNICAL OFFICIALS

- (a) Technical Officials ensure that events operate fairly and within ILS rules and procedures.
- (b) Technical Officials also assess whether competitors' technique complies with specific event rules.
- (c) Technical Officials must be positioned to ensure they have a clear view of the lane they are judging.

3.7 OBSTACLE SWIM (200m and 100m)

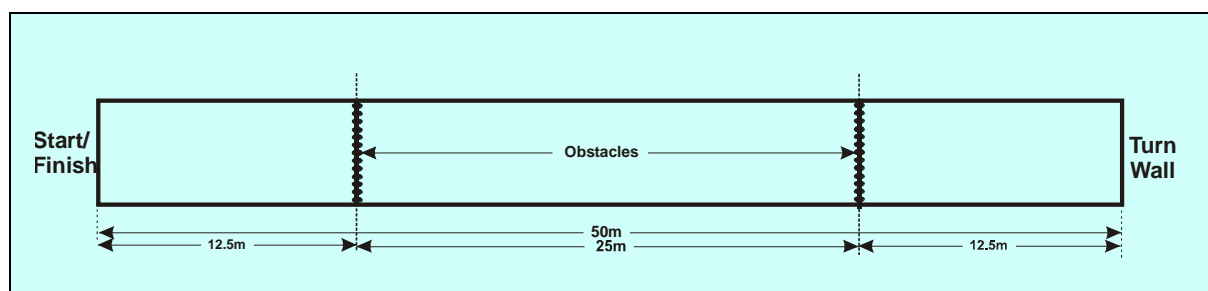


FIGURE 1: OBSTACLE SWIM (200m AND 100m)

3.7.1 Event description – 200m

With a dive start on an acoustic signal, the competitor swims the 200m course passing eight times under the immersed obstacles to touch the finish wall/edge of the pool.

- Competitors must surface after the dive entry before the first obstacle; after passing under each obstacle; and after a turn prior to passing under an obstacle.
- Competitors may push off the pool bottom when surfacing from under each of the obstacles. “Surfacing” means the competitor’s head breaks the plane of the surface of the water.
- Swimming into or otherwise bumping an obstacle is not a behaviour that results in disqualification.

3.7.2 Event description – 100m

With a dive start on an acoustic signal, the competitor swims the 100m course passing four times under the immersed obstacles to touch the finish wall/edge of the pool.

- Competitors must surface after the dive entry before the first obstacle; after passing under each obstacle; and after a turn prior to passing under an obstacle.
- Competitors may push off the pool bottom when surfacing from under each of the obstacles. “Surfacing” means the competitor’s head breaks the plane of the surface of the water.
- Swimming into or otherwise bumping an obstacle is not a behaviour that results in disqualification.

3.7.3 Equipment

Obstacles: See Section 8 – *Facility and Equipment Standards and Scrutineering Procedures*. Obstacles are fixed at right angles onto lane ropes in a straight line across all lanes. The first obstacle is located 12.5m from the start wall, with the second obstacle located 12.5m from the opposite end. The distance between the two obstacles is 25m.

3.7.4 Disqualification

In addition to the *General Rules* in Section 2 and those outlined in 3.1 through 3.3, the following behaviour shall result in disqualification:

- Passing *over* an obstacle without immediately returning over *or* under that obstacle and then passing *under* it (DQ11).
- Failure to surface after the dive entry or after a turn before passing under an obstacle (DQ12).
- Failure to surface after each obstacle (DQ13).
- Taking assistance from any pool fitting (e.g., lane rope, steps, drains or underwater hockey fittings) when surfacing – not including the bottom of the pool (DQ17).
- Failure to touch the wall/edge during the turn (DQ14).
- Failure to touch the finish wall/edge (DQ15).

3.8 MANIKIN CARRY (50m)

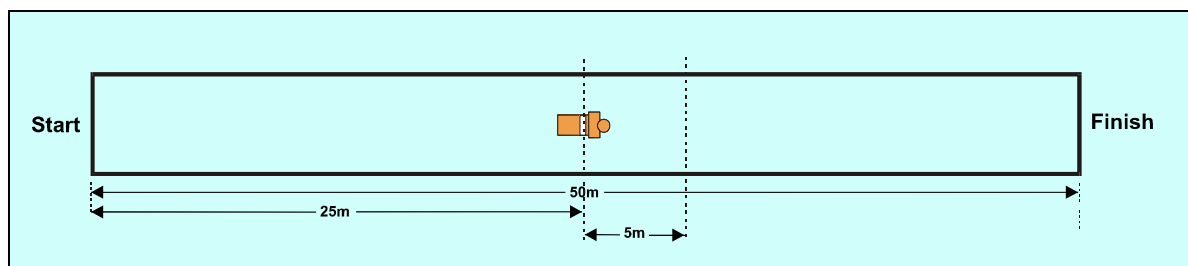


FIGURE 2: MANIKIN CARRY (50M)

3.8.1 Event description

With a dive start on an acoustic signal, the competitor swims 25m freestyle and then dives to recover a submerged manikin to the surface within 5m of the pick-up line. The competitor then carries the manikin to touch the finish wall/edge of the pool.

Competitors may push off the pool bottom when surfacing with the manikin.

3.8.2 Equipment

- (a) **Manikin:** See Section 8 – *Facility and Equipment Standards and Scrutineering Procedures*. The manikin is completely filled with water and sealed for the event. Competitors must use the manikins supplied by organisers.
- (b) **Positioning the manikin:** The manikin is located at a depth between 1.8 m and 3 m. In water deeper than 3 m, the manikin shall be placed on a platform (or other support) to position it at the required depth.
The manikin is positioned on its back, the head in the direction of the finish, with the top of the transverse line on the 25m line.
- (c) **Surfacing the manikin:** Competitors must have the manikin in the correct carrying position before the top of the manikin's head passes the 5m line.

3.8.3 Disqualification

In addition to the *General Rules* in Section 2 and those outlined in 3.1 through 3.3, the following behaviour shall result in disqualification:

- (a) Not surfacing before diving to the manikin (DQ16).
- (b) Taking assistance from any pool fitting (e.g., lane rope, steps, drains or underwater hockey fittings) when surfacing with the manikin – not including the bottom of the pool (DQ17).
- (c) Not having the manikin in the correct carrying position before the top of the manikin's head passes the 5m line (DQ18).
- (d) Using an incorrect carrying technique as described in 3.3 *Manikins* (DQ19).
- (e) Releasing the manikin before touching the finish wall/edge (DQ21).
- (f) Failure to touch the finish wall/edge (DQ15).

3.9 RESCUE MEDLEY (100m)

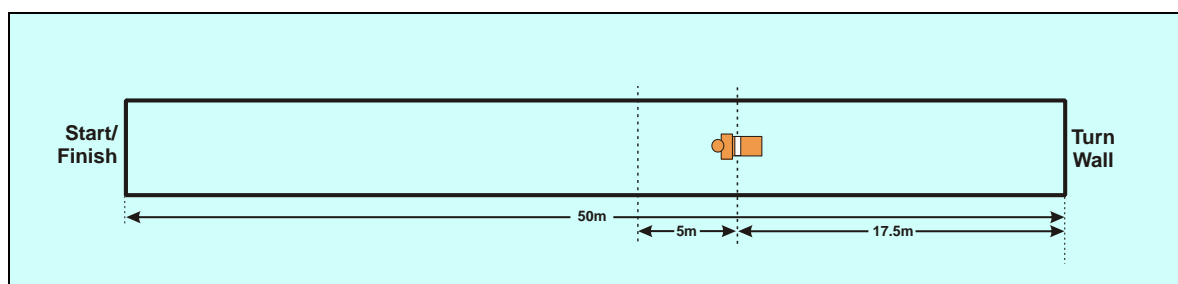


FIGURE 3: RESCUE MEDLEY (100M)

3.9.1 Event description

With a dive start on an acoustic signal, the competitor swims 50m freestyle to turn, dive, and swim underwater to a submerged manikin located at 17.5m from the turn wall.

The competitor surfaces the manikin within the 5m pick-up line, and then carries it the remaining distance to touch the finish wall/edge.

Competitors may breathe during the turn, but not after their feet leave the turn wall/edge until they surface with the manikin.

Competitors may push off the bottom when surfacing with the manikin.

3.9.2 Equipment

- (a) **Manikin:** See Section 8 – *Facility and Equipment Standards and Scrutineering Procedures*. The manikin is completely filled with water and sealed for the event. Competitors must use the manikins supplied by organisers.
- (b) **Positioning the manikin:** The manikin is located at a depth between 1.8 m and 3 m. In water deeper than 3 m, the manikin shall be placed on a platform (or other suitable support) to position it at the required depth.
The manikin is positioned on its back, head in the direction of the finish, with the top of the transverse line on the 17.5m line.
- (c) **Surfacing the manikin:** Competitors must have the manikin in the correct carrying position before the top of the manikin's head passes the 5m line.

3.9.3 Disqualification

In addition to the *General Rules* in Section 2 and those outlined in 3.1 through 3.3, the following behaviour shall result in disqualification:

- (a) Surfacing after turning and before lifting the manikin (DQ22).
- (b) Taking assistance from any pool fitting (e.g., lane rope, steps, drains or underwater hockey fittings) when surfacing with the manikin – not including the bottom of the pool (DQ17).
- (c) Not having the manikin in the correct carrying position before the top of the manikin's head passes the 5m line (DQ18).
- (d) Using an incorrect carrying technique as described in 3.3 *Manikins* (DQ19).
- (e) Releasing the manikin before touching the finish wall/edge (DQ21).
- (f) Failure to touch the finish wall/edge (DQ15).

3.10 MANIKIN CARRY WITH FINS (100m)

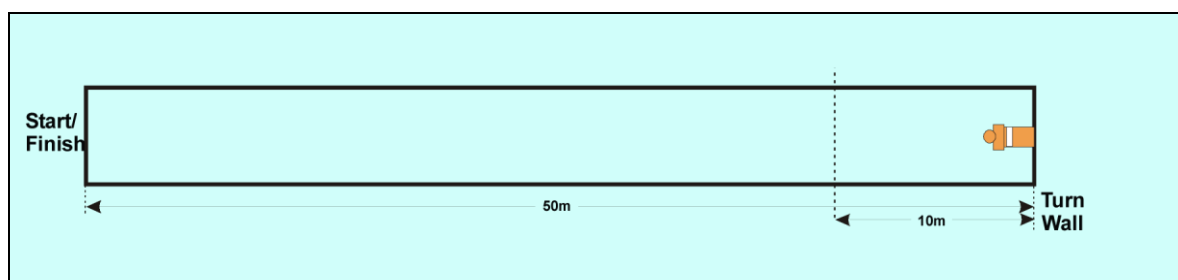


FIGURE 4: MANIKIN CARRY WITH FINS (100m)

3.10.1 Event description

With a dive start on an acoustic signal, the competitor swims 50m freestyle wearing fins and then recovers a submerged manikin to the surface within 10m of the turn wall. The competitor carries the manikin to touch the finish wall/edge of the pool. Competitors need not touch the turn wall/edge of the pool.

Competitors may push off the bottom when surfacing with the manikin.

3.10.2 Equipment

- (a) **Manikins, fins:** See Section 8 – *Facility and Equipment Standards and Scrutineering Procedures*. The manikin is completely filled with water and sealed for the event. Competitors must use the manikins supplied by organisers.
- (b) **Positioning the manikin:** The manikin is located at a depth between 1.8 m and 3 m. In water deeper than 3 m, the manikin shall be placed on a platform (or other support) to position it at the required depth.
The manikin is positioned on its back in contact with the pool bottom and its base touching the pool wall, with its head in the direction of the finish.
Where the facility design does not provide a vertical wall that joins the bottom at 90 degrees, the manikin must be positioned as close as possible to the wall, but no further than 300mm from the wall as measured at the water surface.
- (c) **Surfacing the manikin:** Competitors must have the manikin in the correct carrying position before the top of the manikin's head passes the 10m line.
- (d) **Retrieving lost fins:** Competitors may retrieve fins lost after the start and continue without disqualification as long as the rules governing manikins are not violated (see 3.3 *Manikins*). Competitors are not permitted to start again in another heat.

3.10.3 Disqualification

In addition to the *General Rules* in Section 2 and those outlined in 3.1 through 3.3, the following behaviour shall result in disqualification:

- (a) Taking assistance from any pool fitting (e.g., lane rope, steps, drains or underwater hockey fittings) when surfacing with the manikin – not including the bottom of the pool (DQ17).
- (b) Not having the manikin in the correct carrying position before the top of the manikin's head passes the 10m line (DQ23).
- (c) Using an incorrect carrying technique as described in 3.3 *Manikins* (DQ19).
- (d) Releasing the manikin before touching the finish wall/edge (DQ21).
- (e) Failure to touch the finish wall/edge (DQ15).

3.11 MANIKIN TOW WITH FINS (100m)

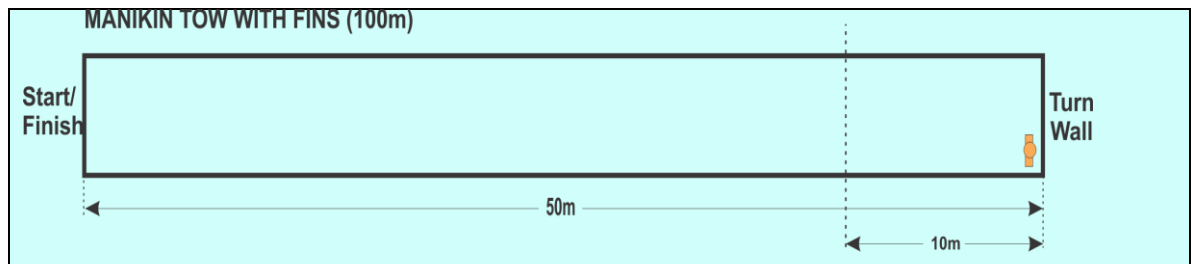


FIGURE 5: MANIKIN TOW WITH FINS (100m)

3.11.1 Event description

With a dive start on an acoustic signal, the competitor swims 50m freestyle with fins and rescue tube. After touching the turn wall/edge, and within the 10m pick-up zone, the competitor fixes the rescue tube correctly around a manikin and tows it to the finish. The event is complete when the competitor touches the finish wall/edge of the pool.

3.11.2 Equipment

- (a) **Manikin, fins, rescue tube:** See Section 8 –*Facility and Equipment Standards and Scrutineering Procedures*. The manikin is filled with water so that it floats with the top of its transverse line at the surface. Competitors must use the manikins and rescue tubes supplied by organisers.
- (b) **Positioning the manikin:** A member of the competitor's team assists as manikin handler. With the Chief Referee's approval, non-team members may act as handlers, provided they are registered in the competition in some capacity. Manikin handlers must wear their competitor's team cap.

Before the start and during the race, the manikin handler positions the manikin – vertically and facing the turn wall at its natural buoyancy position– anywhere within the allotted lane. The handler releases the manikin immediately after the competitor touches the turn wall/edge. The handler may not push the manikin toward the competitor or the finish wall. Manikin handlers may not intentionally enter the water during the event.
- (c) **Starts with rescue tubes:** At the start, the rescue tube and rescue tube line may be positioned at the competitor's discretion, but within the competitor's allotted lane. Competitors should ensure a safe and correct position of rescue tube and line. The rescue tube remains unclipped until secured around the manikin.
- (d) **Wearing rescue tubes:** Rescue tubes must be donned correctly, either with the loop over one or two shoulders, or over the shoulder and across the chest – at the competitor's discretion. Assuming the rescue tube was donned correctly, there is no cause for disqualification if the loop falls down on the competitor's arm or elbow during the competitor's approach to the manikin or during the manikin tow.
- (e) **Securing the manikin:** After first touching the turn wall/edge, the competitor then secures the manikin correctly with the rescue tube around the body and under both arms of the manikin, and clipped to an O-ring, within the 10m pick-up zone. Competitors may go back into the 10m change over zone to re-secure the manikin provided the manikin's head has not passed the 10m line.
- (f) **Towing the manikin:** Competitors must tow the manikin as detailed in the general conditions for pool competition. The rescue tube must be attached to the manikin and the line of the rescue tube must be fully extended by the time the top of the manikin's head passes the 10m line.
- (g) Competitors shall be disqualified if the rescue tube and manikin become separated. Competitors shall not be disqualified if the rescue tube slips from under one arm of the

Manikin during the tow, provided that the rescue tube was “secured correctly” at the 10m line and the face of the manikin remains above the water surface.

- (h) Competitors shall be disqualified if the line of the rescue tube is or becomes wrapped around the Manikin as it is deemed to be shortening of the line.
- (i) Competitors shall not be disqualified if the manikin rotates in the rescue tube as long as the manikin’s face remains above the surface of the water. The manikin does not need to be carried headfirst provided it was secured correctly at the 10m line and the manikin’s face remains above the surface of the water.
- (j) **Retrieving lost fins:** Competitors may retrieve fins lost after the start and continue without disqualification as long as the rules governing manikins are not violated (see 3.3 *Manikins*). Competitors are not permitted to start again in another heat.
- (k) **Rescue Tube Defect:** If in the opinion of the Chief Referee the rescue tube, line and/or harness (belt) presents a technical defect during the race, the Chief Referee may allow the competitor to start again in another heat but only if the rescue tubes for the event were supplied by the organising body and the rules required that the provided tubes must be used by all competitors.

3.11.3 Disqualification

In addition to the General Rules in Section 2 and those outlined in 3.1 through 3.3, the following behaviour shall result in disqualification:

- (a) Taking assistance from any pool fitting (e.g., lane rope, steps, underwater hockey fittings) when fixing the rescue tube around the manikin (DQ24).
- (b) Competitor clipping the rescue tube into the ring before touching the turn wall/edge. (DQ30)
- (c) Manikin handler not releasing the manikin immediately after the competitor has touched the turn wall/edge (DQ27).
- (d) Manikin handler pushing the manikin towards the competitor or the finish wall/edge (DQ28).
- (e) Manikin handler positioning the manikin incorrectly or making contact with the manikin after the competitor has touched the turn wall/edge (DQ25).
- (f) Manikin handler intentionally entering the water during the event or entering the water and interfering with the performance of another competitor or interfering with the judging of the event (DQ29).
- (g) At 50m, not touching the pool wall/edge before intentionally touching the manikin (DQ26).
- (h) Incorrectly securing the rescue tube around the manikin (i.e., not around body and under both arms and not clipped to an O-ring) (DQ31).
- (i) Not securing the rescue tube around the manikin within the 10m pick-up zone, judged at the top of the manikin’s head (DQ32).
- (j) The line of the rescue tube not becoming fully extended before the top of the manikin’s head passes the 10m line (DQ34).
- (k) Not towing the manikin with the line of the rescue tube fully extended beyond the 10m (DQ35).
- (l) Towing the manikin with the face below the surface (DQ20).
- (m) Pushing or carrying, instead of towing, the manikin (DQ33).
- (n) The rescue tube and manikin become separated after the rescue tube has been secured correctly around the manikin (DQ36).
- (o) Touching the finish wall/edge without the rescue tube and manikin in place (DQ37).
- (p) Failure to touch the finish wall/edge (DQ15).

3.12 SUPER LIFESAVER (200m)

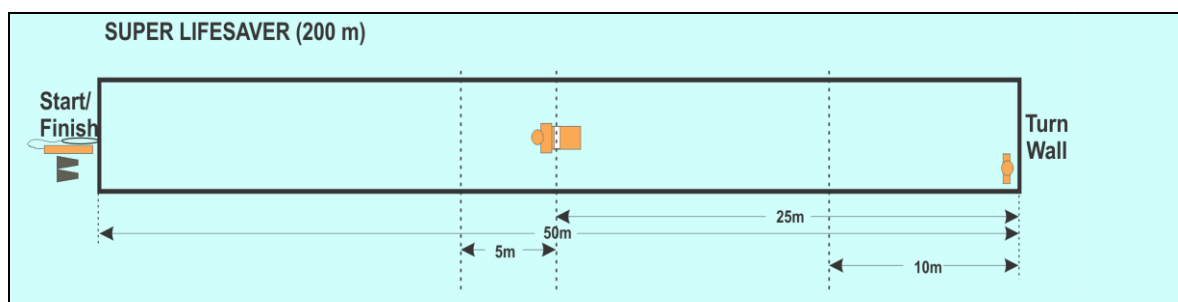


FIGURE 6: SUPER LIFESAVER (200m)

3.12.1 Event description

With a dive start on an acoustic signal, the competitor swims 75m freestyle and then dives to recover a submerged manikin. The competitor surfaces the manikin within the 5m pick-up zone and carries it to the turn wall/edge. After touching the wall/edge, the competitor releases the manikin.

In the water, the competitor puts on fins and rescue tube and swims 50m freestyle. After touching the wall/edge, and within the 10m pick-up zone, the competitor fixes the rescue tube correctly around a manikin and tows it to the finish.

The event is complete when the competitor touches the finish wall/edge of the pool.

3.12.2 Equipment

- Manikins, fins, rescue tubes:** See Section 8 – *Facility and Equipment Standards and Scrutineering Procedures*. Competitors must use the manikins and rescue tubes supplied by organisers.
- Placement of fins and rescue tubes:** Prior to the start, competitors must place the fins and rescue tube on the pool deck – not the starting block/podium – within the confines of their allotted lane.
- Positioning the manikin for the carry:** The manikin is completely filled with water and sealed for the event. The manikin is located at a depth between 1.8 m and 3 m. In water deeper than 3 m, the manikin shall be placed on a platform (or other support) to position it at the required depth.

The manikin is positioned on its back, head in the direction of the finish with the top of the transverse line on the 25m line.

- Positioning the manikin for the tow:** The manikin is filled with water so that it floats with the top of its transverse line at the surface.

A member of the competitor's team assists as manikin handler. With the Chief Referee's approval, non-team members may act as handlers, provided they are registered in the competition in some capacity. Manikin handlers must wear the identical team cap.

Before the start, the manikin handler positions the manikin – vertically and facing the wall at its natural buoyancy position anywhere within the allotted lane.

The manikin handler must let go of the manikin immediately after the competitor touches the turn wall/edge. The handler may not push the manikin towards the competitor or the finish wall.

Manikin handlers may not intentionally enter the water during the event.

- Surfacing the first manikin:** Competitors may push off the bottom of the pool when surfacing with the manikin.

Competitors must have the manikin in the correct carrying position before the top of the manikin's head passes the 5m line.

- (f) **Donning tube and fins:** After first touching the turn wall/edge, the competitor discards the first manikin. In the water, the competitor dons fins and rescue tube and swims 50m freestyle.
- (g) **Wearing rescue tubes:** Rescue tubes must be donned correctly, either with the loop over one or two shoulders, or over the shoulder and across the chest – at the competitor's discretion. Assuming the rescue tube was donned correctly, there is no cause for disqualification if the loop falls down on the competitor's arm or elbow during the competitor's approach to the manikin or during the manikin tow.
The rescue tube remains unclipped until secured around the manikin.
- (h) **Securing the manikin:** After first touching the turn wall/edge, the competitor then secures the manikin correctly with the rescue tube around the body and under both arms of the manikin, and clipped to an O-ring, within the 10m pick-up zone. Competitors may go back into the 10m change over zone to re-secure the manikin provided the manikin's head has not passed the 10m line.
- (i) Competitors must tow the manikin as detailed in the general conditions for pool competition. The rescue tube must be attached to the manikin and the line of the rescue tube must be fully extended by the time the top of the manikin's head passes the 10m line.
- (j) Competitors shall be disqualified if the rescue tube and manikin become separated. Competitors shall not be disqualified if the rescue tube slips during the tow, provided that the rescue tube was "secured correctly" at the 10m line and that the face of the manikin remains above the water surface.
- (k) Competitors shall be disqualified if the line of the rescue tube is or becomes wrapped around the Manikin as it is deemed to be shortening of the line
- (l) Competitors shall not be disqualified if the manikin rotates in the rescue tube as long as the manikin's face remains above the surface of the water. The manikin does not need to be carried headfirst provided it was secured correctly at the 10m line and the manikin's face remains above the surface of the water.
- (m) **Retrieving lost fins:** Competitors may retrieve fins lost after the start and continue without disqualification as long as the rules governing manikins are not violated (see 3.3 *Manikins*). Competitors are not permitted to start again in another heat.
- (n) **Rescue Tube Defect:** If in the opinion of the Chief Referee the rescue tube, line and/or harness (belt) presents a technical defect during the race, the Chief Referee may allow the competitor to start again in another heat but only if the rescue tubes for the event were supplied by the organising body and the rules required that the provided tubes must be used by all competitors.

3.12.3 Disqualification

In addition to the *General Rules* in Section 2 and those outlined in 3.1 through 3.3, the following behaviour shall result in disqualification:

- (a) Taking assistance from any pool fitting (e.g., lane rope, steps, drains or underwater hockey fittings) – not including the bottom of the pool when surfacing the manikin (DQ17).
- (b) Not having the manikin in the correct carrying position before the top of the manikin's head passes the 5m pick-up zone (DQ18).
- (c) Using an incorrect carrying technique as described in 3.3 *Manikins* (DQ19).
- (d) Releasing the manikin before touching the turn wall/edge. (DQ21).
- (e) Taking assistance from any pool fitting (e.g., lane rope, steps, underwater hockey fittings) when fixing the rescue tube around the manikin (DQ24).
- (f) Competitor clipping the rescue tube into the ring before touching the turn wall/edge. (DQ30).
- (g) Manikin handler not releasing the manikin immediately after the competitor has touched the turn wall/edge (DQ27).
- (h) Manikin handler pushing the manikin towards the competitor or the finish wall (DQ28).

- (i) Manikin handler positioning the manikin incorrectly or making contact with the manikin after the competitor has touched the turn wall/edge (DQ25).
- (j) Manikin handler intentionally entering the water during the event or entering the water and interfering with the performance of another competitor or interfering with the judging of the event (DQ29).
- (k) At 150m, not touching the pool wall/edge before intentionally touching the manikin (DQ26).
- (l) Incorrect securing of the rescue tube around the manikin (i.e., not around body and under both arms and not clipped to an O-ring) (DQ31).
- (m) Not securing the rescue tube around the manikin within the 10m pick-up zone judged at the top of the manikin's head (DQ32).
- (n) The line of the rescue tube not becoming fully extended before the top of the manikin's head passes the 10m line (DQ34).
- (o) Not towing the manikin with the line of the rescue tube fully extended beyond the 10m line (DQ35).
- (p) Towing the manikin with the face below the surface (DQ20).
- (q) Pushing or carrying, instead of towing, the manikin (DQ33).
- (r) The rescue tube and manikin become separated after the rescue tube has been secured correctly around the manikin (DQ36).
- (s) Touching the finish wall/edge without the rescue tube and manikin in place (DQ37).
- (t) Failure to touch the finish wall/edge (DQ15).

3.13 LINE THROW– 12.5m

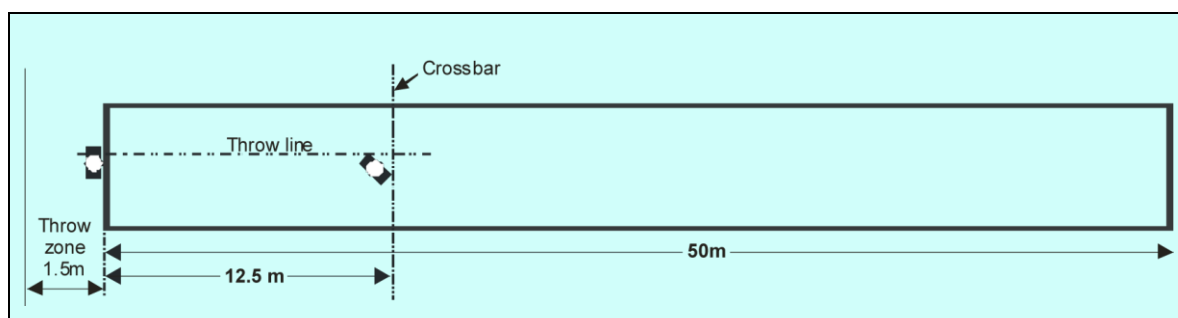


FIGURE 7: LINE THROW– 12.5M

3.13.1 Event description

In this 45-second event, the competitor throws an unweighted line to a fellow team member located in the water on the near side of a rigid crossbar located 12.5m distant. The competitor pulls this “victim” back to the finish wall/edge of the pool.

- (a) **The start:** On the first whistle, competitors (i.e. thrower and victim) step into the throw zone. The “thrower” holds only one end of the throw line in one hand. The line extends to the “victim” who holds both the line and cross bar with one or two hands at the start. The “victim” takes the line and enters the water. No throws are permitted prior to the start. The surplus line can be on either side, over or under the bar.

At the second whistle, throwers take their positions for the start without undue delay. When all competitors have assumed their starting positions, the Starter shall give the command “**Take your marks**”. When all throwers and victims are stationary, the Starter gives the acoustic starting signal.

- (b) **Starting position:** The thrower stands in the throw zone facing the victim, motionless with heels and/or knees together and arms straight down and beside the body. The end of the throw line is held in one hand.

The victim is located on the near side of the rigid cross bar in allotted lane. The victim has contact with the throw line and grasps the crossbar with one or two hands.

- (c) **On an acoustic starting signal:** The thrower shall retrieve the line, throw it back to the victim (who grasps it), and pull him or her through the water until the victim touches the finish wall/edge. Victims may only grasp the line in their designated lane in front or behind the cross bar.

Note: The victim can slide their hand anywhere along the cross bar but must be grasping the bar when touching the line with any part of their body and when grasping the line.

To avoid any possible interference with other lanes, the victim may not exit the water and remains in his or her lane. The team will be disqualified if he or she attempts to climb out of the water beyond their waist or sit on the pool edge before the Chief Referee’s signal.

Similarly, the thrower remains in the throw zone until the Chief Referee signals the completion of the race.

There is no penalty for pulling on the rigid crossbar while attempting to reach the throw line.

- (d) **Fair throw:** Victims must grasp the throw line with their hands only within their lane. The lane marker is not “within the lane”. Victims may submerge to retrieve the throw line. Victims may not release the crossbar before grasping the throw line with the other hand.

As long as victims remain entirely within their designated lane and do not release their grasp on the crossbar prior to grasping hold of the line, they may use their foot or other part of the body to manoeuvre the throw line within their lane to a position where they can grasp the line with their hand.

Note: The victim can slide their hand anywhere along the bar but must be grasping the bar when touching the line with any part of their body and when grasping the line.

- (e) **Pull through the water:** While being pulled to the edge, victims must be on their front grasping the throw line with both hands. Victims may not “climb” the throw line hand-over-hand. For safety reasons, victims may release the line with one hand for the sole purpose of touching the wall/edge. This will not result in disqualification.

Victims may wear swim goggles.

- (f) **Throw zone:** Throwers must remain on the deck and in their allotted lane, poolside of a clearly defined line 1.5m from the pool edge. If there is a raised portion of the poolside, the line shall be 1.5m back from the deck side of the raised portion.

Throwers who exit the throw zone while pulling the victim or prior to completion signal, shall be disqualified. Throwers must keep at least one foot wholly within the inside edge of the throw zone, either on the ground or in the air above the throw zone. Any part of the thrower’s feet may cross over the front of the “pool edge” of the throw zone without penalty.

Throwers may reach to retrieve a line dropped outside the throw zone as long as they maintain at least one foot wholly within the throw zone, and that there is no interference with another competitor. Throwers who enter (or fall into) the water shall be disqualified.

- (g) **Time limit:** Throwers must make a fair throw and pull the victim to the finish wall/edge within 45 seconds.

Throwers who fail to get the victim to the finish wall/edge before the 45-second acoustic completion signal shall be designated as “Did Not Finish” (DNF).

3.13.2 Equipment

- (a) **Throw line:** See Section 8 – *Facility and Equipment Standards and Scrutineering Procedures*. The throw line must be between 16.5m and 17.5m in length. Competitors must use the throw lines supplied by organisers.
- (b) The rigid **crossbar** is positioned on the surface across each lane 12.5m from the starting end of the pool. A tolerance of plus 0.10m and minus 0.00m in each lane is allowed.

3.13.3 Disqualification

In addition to the *General Rules* in Section 2 and those outlined in 3.1 through 3.3, the following behaviour shall result in disqualification:

- (a) Line Thrower executing practice throw(s) (DQ58).
- (b) Victim not keeping a grasp on the crossbar when grasping the line for the pull to the finish wall/edge. (DQ51).
- (c) Victim grasping the throw line outside the lane (DQ54).
- (d) Victim not on his or her front while being pulled to the finish wall/edge (DQ55).
- (e) Victim not holding the throw line with both hands while being pulled to the finish wall/edge (victim may release the line with one hand for the sole purpose of touching the wall/edge) (DQ56).
- (f) Victim “climbing” the throw line hand-over-hand (DQ57).
- (g) Line Thrower exiting the throw zone at any time after the start and before the 45-second acoustic completion signal (DQ52).
- (h) Victim exiting the water before the 45-second acoustic completion signal (DQ53).
- (i) Failure to touch the finish wall/edge (DQ15).

3.14 MANIKIN RELAY (4 x 25m)

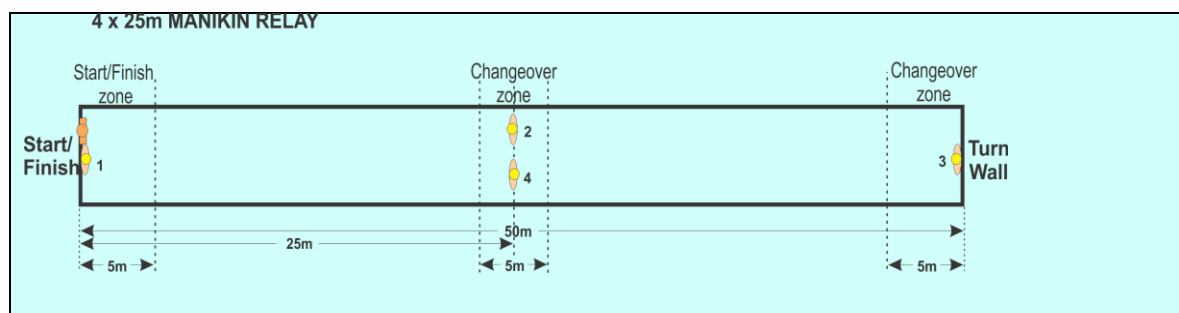


FIGURE 8: MANIKIN RELAY (4 X 25M)

3.14.1 Event description

Four competitors in turn carry a manikin approximately 25m each.

- The first competitor** starts in the water holding a manikin with one hand and the start wall/edge or starting block with the other hand. On an acoustic signal, the competitor carries the manikin and passes it to the second competitor within the 5m changeover zone situated between the 22.5m and 27.5m mark.
- The second competitor** carries the manikin to touch the turn wall/edge and passes the manikin to the third competitor who is in contact with the turn wall/edge or starting block with at least one hand. The third competitor may touch the manikin only after the second competitor has touched the turn wall/edge.
- The third competitor** carries the manikin and passes it to the fourth competitor in the changeover zone between the 72.5m and 77.5m mark.
- The fourth competitor** completes the event by carrying the manikin to touch the finish wall/edge with any part of the competitor's body.
- Once they have completed their leg of the race and the exchange, competitors must remain in the water, in their lane in the changeover zone, staying clear of any following exchanges, and remain there until the completion of the event has been signalled.
- Only the incoming and outgoing competitors may participate in the manikin exchange within their changeover zones. The incoming competitors may assist outgoing competitors, but only as long as the manikin's head remains within the changeover zones.
- The hand of one competitor must be in contact with the manikin at all times.
- The start zone and relay changeover zones shall be indicated by flags.
- Competitors involved in the exchange may push off the pool bottom in the changeover zone.
- In the start and in changeover zones competitors are not judged on "carrying the manikin" criteria (defined in 3.3) however competitors need to maintain contact with the manikin with at least one hand at all times and including during the exchanges.
Note: The standard "carrying the manikin" criteria (defined in 3.3) applies to the final relay competitor at the finish of the event.
- The manikin exchange must take place within the designated changeover zones, as judged by the top of the manikin's head.

3.14.2 Equipment

Manikin: See Section 8 – *Facility and Equipment Standards and Scrutineering Procedures*. The manikin is completely filled with water and sealed. Competitors must use the manikins supplied by organisers.

3.14.3 Disqualification

In addition to the *General Rules* in Section 2 and those outlined in 3.1 through 3.3, the following behaviour shall result in disqualification:

- (a) Using incorrect manikin carry technique as described in 3.3 *Manikins* (DQ19).
- (b) Taking assistance from any pool fitting (e.g., lane rope, steps, drains or underwater hockey fittings) – not including the bottom of the pool (DQ17).
- (c) Leaving the start before the previous competitor has touched the wall/edge (DQ41).
- (d) The manikin changing hands (DQ42):
 - before or beyond the designated changeover zone
 - before the second competitor touches the pool wall/edge
- (e) Assistance from a third competitor during the exchange between the incoming and outgoing competitors (DQ39).
- (f) Releasing the manikin before the next competitor has grasped it (i.e., one hand of each competitor must be in contact with the manikin) (DQ43).
- (g) Not having the manikin in the correct carrying position before the top of the manikin's head passes the 5m line (DQ18).
- (h) Releasing the manikin before touching the turn wall/edge or finish wall/edge (DQ21).
- (i) Failure to touch the finish wall/edge (DQ15).
- (j) A competitor leaving the water after completing his or her leg of the relay (DQ50) and before the all clear signal is given (DQ61).
- (k) One competitor completing two or more legs of the event (DQ40).

3.15 OBSTACLE RELAY (4 x 50m)

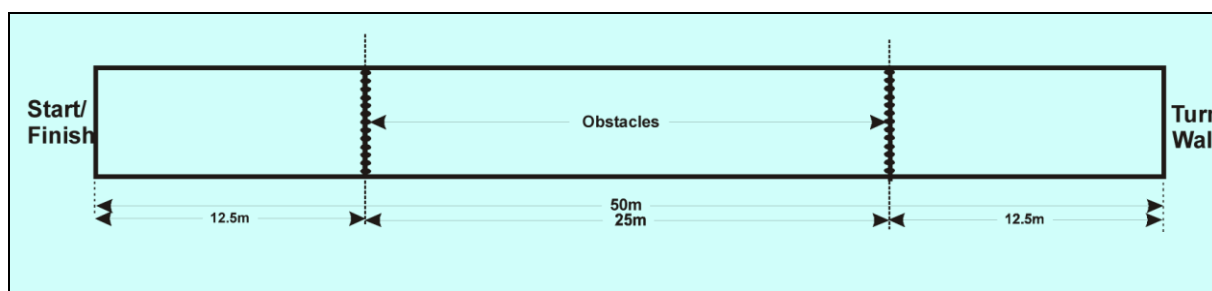


FIGURE 9: OBSTACLE RELAY (4 X 50m)

3.15.1 Event description

With a dive start on an acoustic signal, the first competitor swims 50m freestyle passing under two obstacles. After the first competitor touches the turn wall/edge the second, third, and fourth competitors repeat the procedure in turn.

- Competitors must surface after the dive entry before the first obstacle and after passing under each obstacle. “Surfacing” means the competitor’s head breaks the plane of the surface of the water.
- Competitors may push off the pool bottom when surfacing from under the obstacles.
- Swimming into or otherwise bumping an obstacle is not a behaviour that results in disqualification.
- The first, second and third competitors must leave the water upon finishing their legs of the relay without obstructing any other competitors. The first, second and third competitors may not re-enter the water.

3.15.2 Equipment

Obstacles: See Section 8 – *Facility and Equipment Standards and Scrutineering Procedures*. Obstacles are fixed at right angles on lane ropes in a straight line across all lanes. The first obstacle is positioned 12.5m from the start wall with the second obstacle 12.5m from the opposite end. The distance between the two obstacles is 25m.

3.15.3 Disqualification

In addition to the *General Rules* in Section 2 and those outlined in 3.1 through 3.3, the following behaviour shall result in disqualification:

- Passing *over* an obstacle and not immediately returning *over* or *under* that obstacle and then passing *under* it (DQ11).
- Failure to surface after each dive entry (DQ12).
- Failure to surface after each obstacle (DQ13).
- Taking assistance from any pool fitting (e.g., lane rope, steps, drains or underwater hockey fittings) when surfacing – not including the bottom of the pool (DQ17).
- Leaving the start before the previous competitor has touched the wall/edge (DQ41).
- Failure to touch the finish wall/edge (DQ15).
- A competitor re-entering the water after completing his or her leg of the relay (DQ50).
- One competitor repeating two or more legs of the event (DQ40).

3.16 MEDLEY RELAY (4 x 50m)

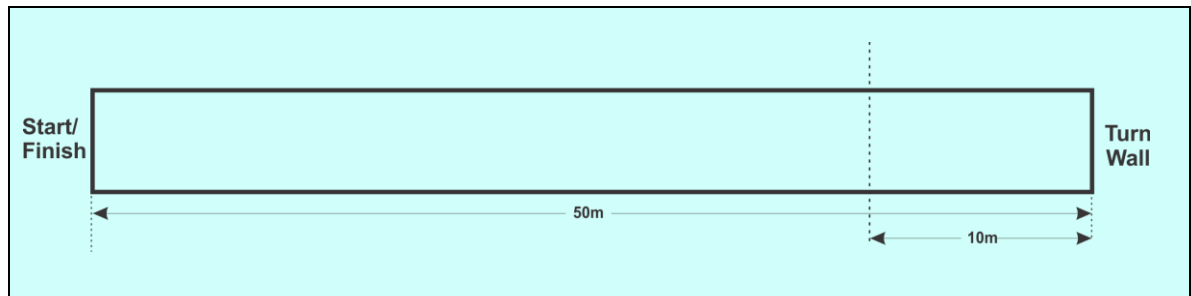


FIGURE 10: MEDLEY RELAY (4 X 50m)

3.16.1 Event description

With a dive start on an acoustic signal, the first competitor swims 50m freestyle *without* fins.

With a dive start after the first competitor touches the wall/edge, the second competitor swims 50m freestyle *with* fins.

With a dive start after the second competitor touches the wall/edge, the third competitor swims 50m freestyle without fins towing a rescue tube. The third competitor touches the turn wall/edge.

The fourth competitor, in the water wearing fins with at least one hand on the turn wall/edge or starting block, dons the harness. The fourth competitor is not permitted to touch any part of the rescue tube harness, line or any part of the rescue tube, until the third competitor has touched the turning wall/edge. The third competitor, playing the role of “victim”, holds the rescue tube and/or clip with both hands while being towed 50m by the fourth competitor to the finish.

- (a) Both the fourth and the third competitor (victim) must leave from the turn wall/edge. The victim must be in contact with the rescue tube before passing the 10m line. The line of the rescue tube must be fully extended beyond the 10m line when the top of the “victim’s” head crosses the 10m line.

Note: Should the line of the rescue tube not be fully extended because of the power of the victim’s kick the team shall not be disqualified.

- (b) The event is complete when the fourth competitor touches the finish wall/edge of the pool with the victim in contact with the tube.
- (c) The victim may kick while being towed, but no other assistance is permitted.
- (d) The victim must grip the main body of the rescue tube and/or clip – not the rope.
- (e) The victim must hold onto the rescue tube and/or clip with both hands while being towed but may reposition his or her hands on the tube and/or clip during the tow without disqualification.
- (f) While the fourth competitor must have at least one hand on the turn wall/edge or starting block when the third competitor touches the edge, the fourth competitor may push off the wall/edge with hand, arm, or feet. The fourth competitor may not touch any part of the rescue tube, its harness or line, until after the third competitor has touched the turn wall/edge.
- (g) The first and second competitors must leave the water upon finishing their legs of the relay without obstructing any other competitors. The first and second competitors may not re-enter the water.

3.16.2 Equipment

- (a) **Rescue tube, swim fins:** See Section 8 – Facility and Equipment Standards and Scrutineering Procedures. Competitors must use the rescue tubes supplied by organisers.
- (b) **Starts with rescue tubes:** For the third competitor’s start, the rescue tube and rescue tube line may be positioned at the competitor’s discretion, but within the competitor’s allotted lane. Competitors should ensure a safe and correct position of rescue tube and line. The rescue tube remains unclipped throughout.

- (c) **Wearing rescue tubes:** Rescue tubes must be donned correctly, either with the loop over one or two shoulders, or over the shoulder and across the chest – at the competitor's discretion. Assuming the rescue tube was donned correctly, there is no cause for disqualification if the loop falls down on the competitor's arm or elbow during the competitor's approach or tow.
- (d) **Towing the victim:** Competitors must tow the victim with the line of the rescue tube fully extended. Competitors may go back into the 10m change over zone to re-secure the victim provided the top of the "victim's" head has not passed the 10m line.
- (e) **Retrieving lost fins:** Competitors may retrieve fins lost after the start and continue without disqualification as long as the rules governing manikins (if being used in the leg of the race) are not violated (see 3.3 *Manikins*). Competitors are not permitted to start again in another heat.
- (f) **Rescue Tube Defect:** If in the opinion of the Chief Referee the rescue tube, line and/or harness (belt) presents a technical defect during the race, the Chief Referee may allow the competitor to start again in another heat but only if the rescue tubes for the event were supplied by the organising body and the rules required that the provided tubes must be used by all competitors.

3.16.3 Disqualification

In addition to the *General Rules* in Section 2 and those outlined in 3.1 through 3.3, the following behaviour shall result in disqualification:

- (a) Leaving the start before the previous competitor has touched the wall/edge (DQ41).
- (b) The fourth competitor touching the rescue tube harness, line or any part of the rescue tube before the third competitor touches the turn wall/edge (DQ44).
- (c) The competitor clipping the rescue tube into the ring (DQ45).
- (d) The victim holding the rescue tube by the rope (DQ46).
- (e) The victim helping with arm movements, or not holding the rescue tube and/or clip with both hands (DQ47).
- (f) The victim not holding or losing the rescue tube after passing the 10m line (DQ48).
- (g) The fourth competitor towing the victim without the line of the rescue tube fully extended beyond the 10m line (DQ49).
- (h) One competitor completing two or more legs of the event (excludes third competitor acting as victim) (DQ40).
- (i) Failure to touch the finish wall/edge (DQ15).
- (j) A competitor re-entering the water after completing his or her leg of the relay (DQ50).

3.17 POOL LIFESAVER RELAY (4 x 50m)

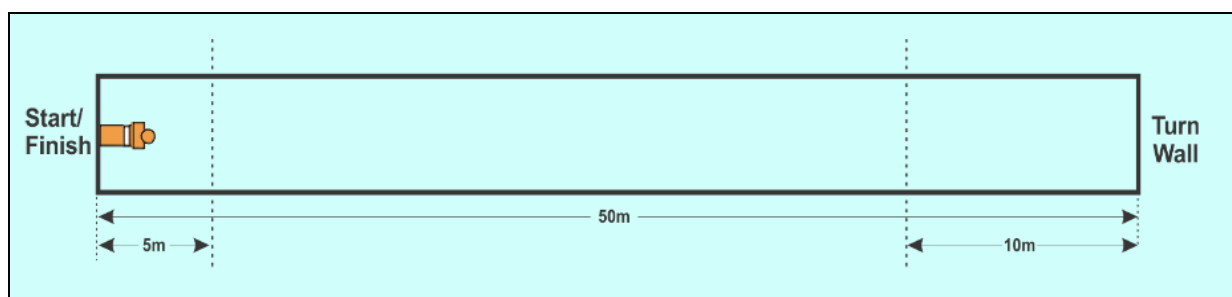


FIGURE 11: POOL LIFESAVER RELAY (4 X 50m)

3.17.1 Event description

- (a) **The first competitor:** With a dive start on an acoustic signal, the first competitor swims 50m freestyle *without* fins.
- (b) **The second competitor:** With a dive start after the first competitor touches the wall/edge, the second competitor swims 50m with fins and dives to retrieve a submerged manikin. The second competitor does not need to touch the turning edge before passing the manikin to the third competitor.

Note: The Second swimmer is permitted to swim the whole lap underwater before surfacing with manikin or may surface one or more times after the start and before diving to retrieve the manikin.

- (c) **The third competitor:** The third competitor is waiting in the water (without fins) in contact with the turn wall/edge or starting block with at least one hand. The third competitor may touch (but cannot grasp) the manikin before the head of the manikin breaks the surface of the water. After the manikin's head breaks the surface of the water the competitor may then take control of the manikin and release their **contact with** the turning wall/edge or starting block. The third competitor then carries the manikin 50m and touches the wall/edge before passing the manikin to the fourth competitor.
- (d) **The fourth competitor:** The fourth competitor (with fins) is **in contact with** the turning wall/edge or starting block with at least one hand until taking the manikin. The fourth competitor may touch the manikin only after the third competitor has touched the turn wall/edge. The fourth competitor then carries the manikin to touch the finish wall/edge with any part of the competitor's body.
- (e) The incoming second and third competitors may assist their outgoing competitors, but only as long as the manikin's head remains within the changeover zones.
- (f) Flags shall indicate the changeover zones for the manikin carry legs:
 - At the 2nd to 3rd competitor changeover - 5m from the pool wall.
 - At the 3rd to 4th competitor changeover – 10m from the pool wall.
- (g) Competitors may not release the manikin until the next competitor has grasped it (i.e., one hand of each competitor must be in contact with the manikin).
- (h) The third and fourth competitors are not judged on "carrying the manikin" criteria (defined in 3.3) within the changeover zones as judged by the top of the manikin's head. Carrying the manikin criteria do apply within the finish zone at the end of the relay.
- (i) The third and fourth competitors may push off the wall/edge with hand, arm, or feet after taking the manikin for their respective legs.
- (j) The event is complete when the fourth competitor touches the finish wall/edge of the pool while still correctly carrying the manikin.

- (k) The first, second and third competitors must leave the water upon finishing their legs of the relay without obstructing any other competitors. These competitors may not re-enter the water.
- (l) **Retrieving lost fins:** Competitors may retrieve fins lost after the start and continue without disqualification as long as the rules governing manikins (if being used in the leg of the race) are not violated (see 3.3 *Manikins*). Competitors are not permitted to start again in another heat.

Note: For Lifesaving World Championships each team shall consist of two males and two females.

Teams are permitted to select their own gender order.

3.17.2 Equipment

Manikin: See Section 8 – *Facility and Equipment Standards and Scrutineering Procedures*. The manikin is completely filled with water and sealed. Competitors must use the manikins supplied by organisers.

Swim fins: See Section 8 – *Facility and Equipment Standards and Scrutineering Procedures*.

3.17.3 Disqualification

In addition to the *General Rules* in Section 2 and those outlined in 3.1 through 3.3, the following behaviour shall result in disqualification:

- (a) Using incorrect manikin carry technique as described in 3.3 *Manikins* (DQ19).
- (b) Taking assistance from any pool fitting (e.g., lane rope, steps, drains or underwater hockey fittings) – not including the bottom of the pool (DQ17).
- (c) The third competitor releasing contact with the wall/edge or grasping the manikin before the head of the manikin breaks the surface of the water (DQ59).
- (d) The third competitor not having the manikin in a correct carrying position before the top of the manikin's head passes the 5m line (DQ18).
- (e) The fourth competitor touching the manikin before the third competitor touches the pool wall/edge (DQ60).
- (f) Assistance from a third competitor during the exchange between the incoming and outgoing competitors (DQ39).
- (g) Releasing the manikin before the next competitor has grasped it (i.e., one hand of each competitor must be in contact with the manikin) (DQ43).
- (h) The fourth competitor not having the manikin in a correct carrying position before the top of the manikin's head passes the 10m line (DQ23).
- (i) Failure to touch the finish wall/edge (DQ15).
- (j) One competitor completing two or more legs of the event (DQ40).
- (k) Leaving the start before the previous competitor has touched the wall/edge (DQ41).
- (l) A competitor re-entering the water after completing his or her leg of the relay (DQ50).

DISQUALIFICATION CODES FOR POOL EVENTS

Code and Disqualification	Events
1. Not completing the event in accordance with the event description or general rules.	All events
2. A competitor or team may be disqualified if a competitor, team or handler is deemed to have competed unfairly. Examples of “competing unfairly” include: <ul style="list-style-type: none"> • committing a doping or doping-related infraction • impersonating another competitor • attempting to defeat the ballot or draw for events or positions • competing twice in the same individual event • competing twice in the same event in different teams • purposely interfering with a course to gain advantage • jostling or obstructing another competitor or handler so as to impede his or her progress • receiving physical or material outside assistance (other than verbal or other direction) • Participating contrary to the spirit of the competition (as described in the code of fair play) 	All events
3. Competitors may not be permitted to start in an event if they are late reporting to the marshalling area.	All events
4. A competitor or team absent from the start of an event shall be disqualified except for the A- or B-final.	All events
5. Activities that result in wilful damage to the venue sites, accommodation sites or the property of others will result in disqualification of the individuals involved from competition.	All events
6. Abuse of officials resulting in disqualification from the competition.	All events
7. Using sticky, tacky or adhesive substances (liquid, solid or aerosol) on hands or feet, or on the manikin or rescue tube to improve grip or push of the bottom of the pool.	All events
8. Taking assistance from the pool bottom except where specifically allowed (e.g., Obstacle Swim, 4 x 25m Manikin Relay).	All events
9. Leaving the water after an event before permission is given by the official.	All events
10. Commencing a starting motion before the starting signal has been given.	All events
11. Passing over an obstacle without immediately returning over or under that obstacle and then passing under it.	Obstacle Swim, Obstacle Relay
12. Failure to surface after the dive entry or after a turn before passing under an obstacle.	Obstacle Swim, Obstacle Relay
13. Failure to surface after each obstacle.	Obstacle Swim, Obstacle Relay
14. Failure to touch the wall/edge during the turn.	Obstacle Swim
15. Failure to touch the finish wall/edge.	All events
16. Not surfacing before diving to the manikin.	Manikin Carry

Code and Disqualification	Events
17. Taking assistance from any pool fitting (e.g., lane rope, steps, drains or underwater hockey fittings) when surfacing with the manikin (as applicable for the event) – not including the bottom of the pool.	Obstacle Swim, Obstacle Relay, Manikin Carry, Manikin Carry with Fins, Manikin Relay, Rescue Medley, Super Lifesaver, Pool Lifesaver Relay
18. Not having the manikin in a correct carrying position before the top of the manikin's head passes the 5m line (for carries without fins).	Manikin Carry, Manikin Relay, Rescue Medley, Super Lifesaver
19. Using an incorrect carrying technique (as described in 3.3 <i>Manikins</i>).	Manikin Carry, Manikin Carry with Fins, Manikin Relay, Rescue Medley, Super Lifesaver, Pool Lifesaver Relay
20. Towing the manikin with the face below the surface.	Manikin Tow with Fins, Super Lifesaver
21. Releasing the manikin before touching the finish wall/edge or the turn wall/edge.	Manikin Carry, Manikin Carry with Fins, Rescue Medley, Super Lifesaver, Manikin Relay, Pool Lifesaver Relay
22. Surfacing after turning and before lifting the manikin.	Rescue Medley
23. Not having the manikin in the correct carrying position before the top of the manikin's head passes the 10m line (for carries with fins).	Manikin Carry with Fins, Pool Lifesaver Relay
24. Taking assistance from any pool fitting (e.g., lane rope, steps, underwater hockey fittings) when fixing the rescue tube around the manikin.	Manikin Tow with Fins, Super Lifesaver
25. Manikin handler positioning the manikin incorrectly or making contact with the manikin after the competitor has touched the turn wall/edge.	Manikin Tow with Fins, Super Lifesaver
26. At 50m / 150m, not touching the pool wall/edge before intentionally touching manikin.	Manikin Tow with Fins, Super Lifesaver
27. Manikin handler not releasing the manikin immediately after the competitor has touched the turn wall/edge.	Manikin Tow with Fins, Super Lifesaver
28. Manikin handler pushing the manikin towards the competitor or the finish wall/edge.	Manikin Tow with Fins, Super Lifesaver

Code and Disqualification	Events
29. Manikin handler intentionally entering the water during the event or entering the water and interfering with the performance of another competitor or interfering with the judging of the event.	Manikin Tow with Fins, Super Lifesaver
30. Competitor clipping the rescue tube into the ring before touching the turn wall/edge.	Manikin Tow with Fins, Super Lifesaver
31. Incorrect securing of the rescue tube around the manikin (i.e., not around body and under both arms and not clipped to an O-ring).	Manikin Tow with Fins, Super Lifesaver
32. Not securing the rescue tube around the manikin within the 10m pick-up zone (judged at the top of the manikin's head).	Manikin Tow with Fins, Super Lifesaver
33. Pushing or carrying, instead of towing the manikin.	Manikin Tow with Fins, Super Lifesaver.
34. The line of the rescue tube not becoming fully extended before the top of the manikin's head passes the 10m line.	Manikin Tow with Fins, Super Lifesaver
35. Not towing the manikin with the line of the rescue tube fully extended beyond the 10m line.	Manikin Tow with Fins, Super Lifesaver
36. The rescue tube and manikin become separated after the rescue tube has been secured correctly around the manikin.	Manikin Tow with Fins, Super Lifesaver
37. Touching the finish wall/edge without the rescue tube and manikin in place.	Manikin Tow with Fins, Super Lifesaver
38. Releasing the manikin before touching the turn wall/edge or finish wall/edge. Note: DQ 38 point is a duplicate of DQ 21 and, accordingly, DQ 38 is deleted.	Manikin Relay, Manikin Carry with Fins Super Lifesaver
39. Assistance from a third competitor during the exchange between the incoming and outgoing competitors.	Manikin Relay, Pool Lifesaver Relay
40. One competitor repeating two or more legs of the event.	Obstacle Relay, Manikin Relay, Medley Relay, Pool Lifesaver Relay
41. Leaving the start before the previous competitor has touched the wall/edge.	Obstacle Relay, Manikin Relay, Medley Relay, Pool Lifesaver Relay
42. The manikin changing hands: <ul style="list-style-type: none"> • before or beyond the designated changeover zone • before the second competitor touches the pool wall/edge 	Manikin Relay
43. Releasing the manikin before the next competitor has grasped it (i.e., one had of each competitor must be in contact with the manikin).	Manikin Relay, Pool Lifesaver Relay

Code and Disqualification	Events
44. The fourth competitor touching the rescue tube harness, line or any part of the rescue tube before the third competitor touches the turn wall/edge.	Medley Relay
45. The competitor clipping the rescue tube into the ring.	Medley Relay
46. The victim holding the rescue tube by the rope.	Medley Relay
47. The victim helping with arm movements, or not holding the rescue tube and/or clip with both hands.	Medley Relay
48. The victim not holding or losing the rescue tube after passing the 10m line.	Medley Relay
49. The fourth competitor towing the victim without the line of the rescue tube fully extended beyond the 10m line.	Medley Relay
50. A competitor re-entering the water after completing his or her leg of the relay.	Obstacle Relay, Medley Relay, Pool Lifesaver Relay
51. Victim not keeping a grasp on the crossbar when grasping the line for the pull to the finish wall/edge. (DQ51).	Line Throw
52. Line thrower exiting the throw zone at any time after the start and before the 45-second acoustic completion signal.	Line Throw
53. Victim exiting the water before the 45-second acoustic completion signal.	Line Throw
54. Victim grasping the throw line outside his or her lane.	Line Throw
55. Victim not on his or her front while being pulled to the finish wall/edge.	Line Throw
56. Victim not holding the throw line with both hands while being pulled to the finish wall/edge (victim may release the line with one hand for the sole purpose of touching the wall/edge).	Line Throw
57. Victim “climbing” the throw line hand-over-hand.	Line Throw
58. Line thrower executing practice throws.	Line Throw
59. The third competitor releasing contact with the wall/edge or grasping the manikin before the head of the manikin breaks the surface of the water.	Pool Lifesaver Relay
60. The fourth competitor touching the manikin before the third competitor touches the pool wall/edge.	Pool Lifesaver Relay
61. A competitor in the Manikin Relay leaving the water after completing his or her leg of the relay and before the all clear signal is given	Manikin Relay
Note: In the Line Throw event failure to get the victim to the finish wall/edge before the 45-second acoustic completion signal shall be designated DNF, not a DQ.	

ILS COMPETITION RULE BOOK
2019 Edition
(Revised February 2020, January 2021, March 2021, March 2022)

SECTION 4
OCEAN EVENTS



SECTION 4 OCEAN EVENTS

The following ocean events are described in this section:

- Surf Race
- Surf Teams Race
- Rescue Tube Rescue
- Rescue Tube Race
- Run-Swim-Run
- Beach Flags
- Beach Sprint
- Beach Run – 2km and 1km
- 3 x1km Beach Run Relay
- Beach Relay
- Surf Ski Race
- Surf Ski Relay
- Board Race
- Board Relay
- Board Rescue
- Oceanman/Oceanwoman (and Olympic “M” format variation)
- Oceanman/Oceanwoman Relay
- Ocean Lifesaver Relay Mixed (Oceanman/Oceanwoman Relay variation)

4.1 GENERAL CONDITIONS FOR OCEAN COMPETITION

Team management and competitors are responsible for being familiar with the competition schedule, and with the rules and procedures governing events.

- (a) Competitors may not be permitted to commence in an event if they are late reporting to the Marshalling area. To assist the organisers in determining how many heats may be required, events may be marshalled the day before or at the start of the day the event is scheduled.
- (b) A competitor or team absent from the start of an event shall be disqualified.
- (c) Unless specifically provided for, no artificial enhancements to propulsion may be used in competition (e.g., hand webs, armbands).
- (d) The use of wax or similar substances to assist the competitor in maintaining the grip on or contact with boards or surf skis or paddles is permitted in ocean events.
- (e) Body tape used for preventative, medical, therapeutic or kinesiology purposes is allowed at the discretion of the Chief Referee as long as it does not provide a competitive advantage.
- (f) Video cameras may be mounted on boards and surf skis as long as such devices conform to the requirements specified in Section 8, *Facility and Equipment Standards and Scrutineering Procedures*. Video cameras may not be worn by or otherwise attached to a competitor from start to finish of a race.
- (g) Competitors must wear their club or national team swim caps in all events. Ocean event caps, securely fastened under the chin, must be worn on competitors' heads at the start of each race.

A competitor shall not be disqualified if the cap is lost after the start of a race provided that officials can identify that the competitor correctly completed the event.

- (h) **Competition courses:** Protests against the course will only be accepted prior to the start of each event or race.
 - All courses shall be measured, set, and aligned to the Chief Referee's satisfaction ensuring as far as possible that all lanes have fair and equal conditions.
 - The ILS Event Management Committee and Chief Referee may authorise adjustments to course set-ups to ensure the safety, fair judging and efficient running of the event (e.g., distances, number of lanes or buoys, number of competitors per race). Any course changes must be communicated to competitors prior to the start of the race (e.g., at the team managers briefing, in the marshalling area, or at the start).

- The use of colour-coded buoys and flags is recommended to guide competitors accurately through the required courses.
 - Buoy distances shall be measured from the end of knee-depth water at low tide mark. However, distances may vary depending upon beach conditions and safety factors. Adjustment of the buoys may be necessary during the competition if they move out of alignment.
 - Competitors in craft events may pass through the swimming buoys on their craft on the understanding that they are solely responsible if the buoys offer an impediment to their progress.
- (i) Competitors and officials must leave the designated competition area when not competing or officiating. The competition area may be defined as the section of the beach encompassed by a line or fence, or a direct line to the water from the extreme ends of a line or fence or other designated areas as specified by the Chief Referee.
 - (j) Finish Judges' order-of-finish decisions are not subject to protest or appeal.
 - (k) Start decisions by the Starter or Chief Referee (or Chief Referee's designate) are not subject to protest or appeal.
 - (l) Luck of prevailing conditions: No protest or appeal will be entertained when an incident is caused by the prevailing conditions (see 2.7 *Luck of Prevailing Conditions*).

4.2 THE START

4.2.1 Prior to the start

- (a) A Marshall shall:
 - (i) Place competitors in the order as drawn for all heats and or finals.
 - (ii) Accompany competitors and their required equipment to the starting area and ensure that competitors are positioned in proper order.
- (b) Prior to the start of each race, designated technical officials shall:
 - (i) Check that all officials are in position.
 - (ii) Check that competitors have proper attire and caps for a legal start.
 - (iii) Check that equipment and course markers are in position.
- (c) A designated official e.g. Sectional Referee shall signal the Starter that the competitors are under the Starter's control.

4.2.2 The Starter

The Starter shall:

- (a) Have sole jurisdiction over the competitors from the time of the signal until the race has started.
- (b) Position himself or herself so as to have full visual control over all competitors during the start.
- (c) Ensure that the start for all races is consistent and fair.
- (d) Disqualify competitors for false starts (or in Beach Flags, eliminate competitors).

4.2.3 Start procedures

The process of starting events should commence with a signal or command that indicates "Take Your Mark" followed by a signal or command that indicates "Set" and then followed by a start signal or command that indicates "Go". The start procedure may be clarified at the Team Managers Briefing. See individual event descriptions for the start procedures for Beach Flags, Surf Boat and IRB events. If, for any reason, the Starter has to speak to any competitor after either command, the start process shall be recommenced.

- (a) If, for any reason, the Starter is not satisfied that all is ready for the start to proceed after competitors are on their marks, the Starter shall order all competitors to withdraw from their marks and recommence the start.

- (b) While the Starter makes every attempt to effect a fair start, the decision to “go” on the start signal rests with the competitor or team. If there is no recall by the Starter, Check Starter or Chief Referee, no protest or appeal shall be allowed on the start.
- (c) After the start, competitors in swim, board, surf ski (if a dry start), and multi-discipline events may enter the water at their own discretion, providing there is no interference to other competitors.
- (d) In relay or multi-discipline events, after completion of the first leg, the competitor *entering* the water in second or subsequent legs shall be deemed to be at fault if the progress of a competitor *coming from* the water is impeded.

4.2.4 Start lines

- (a) Start lines may be designated by:
 - A cord between two poles.
 - A line drawn on the sand between two poles.
 - A line of sight between two poles or otherwise as determined by the Starter.
- (b) At the start, competitors’ toes may be on or behind the start line (whether a cord, drawn on the sand or line of sight) but parts of the body may overhang the line.
- (c) ***In beach events:*** where a line is drawn, toes and fingers shall be on or behind the line except where an upright starting position is adopted. In such circumstances, competitors’ toes shall be on or behind the line, but parts of the body may overhang the line.
- (d) ***In board events:*** where a cord designates the start line, a part of the board held by competitors may be over the start line but it must be at right angles to the line or at an angle to accommodate prevailing conditions. Where a board is placed on the beach, it shall be placed at 90 degrees to, and on the shoreward side of, the start or changeover line.
- (e) ***In surf boat and surf ski events:*** where a line of sight is used, the bow of the craft shall be on or behind the line and at 90 degrees to the line or at an angle to accommodate the prevailing conditions.

4.2.5 Disqualification

- (a) The one-start rule shall be used in all events.
- (b) The first competitor or team that commences a forward starting motion after assuming a final set position and before the starting signal shall be disqualified, except for Beach Flags in which the competitor shall be eliminated (DQ7).
- (c) If the starting signal sounds before the disqualification is declared, the competitors shall be called back and start again.
- (d) The signal to call back the competitors shall be the same as the starting signal but repeated.
- (e) Any competitor who is disqualified for a false start shall not be permitted to continue in the race and must withdraw from the start line.
- (f) All competitors who fail to comply with the Starter’s commands within a reasonable time shall be disqualified (DQ8).
- (g) Any competitor who, after the Starter’s first command, disturbs others in the race through sound or otherwise, may be disqualified or eliminated (in the case of Beach Flags) (DQ9).

4.2.6 Notes

1. The duty of the Starter and Check Starter is to ensure a fair start. If the Starter or Check Starter decides that a start is not fair, for any reason, including technical or equipment fault, surf conditions, or other matters not caused by competitors, the competitors should be called back, and the start process shall recommence.
2. Competitors shall be disqualified if they “commence a forward starting motion” prior to the starting signal. Involuntary movement by itself e.g. a muscle twitch or wash from waves for in-water starts is not a disqualification. Anticipating the starting signal and commencing a starting motion *is* a disqualification.

3. The Starter and Check Starter use their discretion in determining whether a competitor – or more than one competitor – has commenced a starting motion. Commonly, the early starting motion of one competitor causes movement by other competitors. Such movements by the other competitors are not a DQ.
4. The Starter's or Check Starter's decisions on starts are not subject to protest or appeal.
5. While every endeavour should be made by the starter to effect an even and fair start, the decision to "go" on the start signal rests with the competitor or team. If there is no recall by the starter or the Check Starter(s) or the Chief Referee, no protest shall be allowed on the start.

4.2.7 Changeovers and tagging in relays

- (a) Exchanges or changeovers in relay events shall be effected by a competitor "tagging" the next team member unless otherwise provided (see Beach Relay).
 - In tagging, one competitor uses either hand to visibly touch the other competitor on the hand or other part of the body. All tags must be performed above the water surface so that they are visible.
- (b) The outgoing competitor shall be positioned with feet on, or on the shoreward side of, the changeover line.
- (c) Competitors in relay events must start their leg of the race from the position or lane allotted by the Marshall. If competitors do not start from their designated lane or position, the team risks being disqualified.

4.3 THE FINISH

- (a) In events where competitors run across a finish line, they must cross the line on their feet and in an upright position (i.e., not fall across the line). The finish is judged on the chest of the competitor when crossing the finish line.
- (b) In events with in-water finishes such as surf skis and surf boats, competitors or teams or crews are deemed to have finished when any part of the craft crosses the finish line.
- (c) In events where competitors are required to cross a finish line, and fail to do so correctly, competitors may recover and correctly re-cross the finish line to record their placing.
- (d) Once a competitor has been judged to have correctly crossed the finish line, he or she is deemed to have completed the race. The competitor may not re-enter the course to correct any previous race errors.

4.3.1 Judging

- (a) All events shall be judged visually or by electronic means. Placing shall be decided by finish Judges. Ties (dead heats) shall be declared as such.
- (b) Where available, electronic equipment (including video or other technology judging aids) should be utilised in the judging process.
- (c) Should electronic means be used to aid the judging and recording of races, competitors must place tags as directed (e.g. worn in a vest, placed around a specified ankle or wrist or placed on a designated part of their craft/surf boat etc.). The result of such races shall then be determined by the order of the finish of the tags across the finish line. In the event of failure of the electronic tags, all placings in a race shall be visually judged using normal methods.
- (d) Judges shall be positioned to ensure a clear view of the finish line. Where appropriate Judges shall be placed in elevated positions.
- (e) Judge 1 selects finishers 1 and 2; Judge 2 selects finishers 2 and 3 and so on, (that is, Judge 1 is primarily responsible for finisher 1, as well as noting who finished second).
- (f) Should video or other electronic judging aids be used to properly determine the result of a race, the initial judging result shall not be declared as final and the Chief Referee/Sectional Referee and Chief Judge shall determine the final finish result of the event.

- (g) The Finish Judge results, when finalised, shall be regarded as final, and no protest or appeal shall be permitted.
- (h) At the Chief Judge's signal, placing decals shall be issued and/or names recorded.
- (i) The Chief Referee may allow competitors or team managers to view video playback, or other electronic judging aids under controlled circumstances.

4.3.2 Time limits

- (a) A time limit may be imposed on the duration of an event at the Chief Referee's discretion. Competitors shall be advised of any time limits prior to the commencement of a round of the event.
- (b) The Chief Referee may instruct competitors to withdraw from the event prior to finishing when the time limit has been reached or when the number of competitors required for subsequent rounds have qualified by completing the race without disqualification.

4.4 SEEDING

Seeding shall be used.

4.4.1 Seeding in heats

For the first round of an event, entries from the same club or nation will be seeded in different heats if possible.

4.4.2 Seeding in semi-finals and finals

- (a) Seeding is required for all rounds after the heats. Seeding for further rounds, quarter-finals, semi-finals and finals shall be based on the result of heats.
- (b) Based on the results of heats, and/or further rounds, or semi-finals, the top 16 competitors or teams shall be assigned places in the final of the following events: Surf Race, Surf Teams Race, Run-Swim-Run, Beach Run, Surf Ski Race, Surf Ski Relay, Board Race, Board Relay, Oceanman/Oceanwoman, Oceanman/ Oceanwoman Relay.
- (c) Where required (for point score purposes, etc.) A- and B-finals shall be conducted in the following events: Beach Flags, Rescue Tube Race, Rescue Tube Rescue, Beach Sprint, Beach Relay and Board Rescue. Based on the results of heats or semi-finals, the top eight competitors or teams shall be assigned places in the A-final. The ninth through sixteenth top competitors or teams shall be assigned places in the B-final.
- (d) When one or more competitors or teams withdraw from a final of 16 or more competitor/team, up to a maximum of four competitors or teams shall be called forward from the reserves list. Reserves will come from the same qualifying race as the withdrawn competitor or team. The final shall not be re-seeded.
- (e) Where one or more competitors or teams are called up to an A-Final of 8 competitors or withdraw from a B-final, alternate competitors up to a maximum of four competitors shall be called forward from the heats. The B final shall not be reseeded. Should insufficient reserves be on standby the B final shall progress with those who have marshalled. Reserves will come from the same qualifying race as the withdrawn competitor or team. The B-final shall not be re-seeded.
- (f) **Ties:** When a tie occurs that qualifies for a final, if possible (in terms of the number of competitors), the tied competitors or teams shall advance to the appropriate final. If there are insufficient places available in the final, a *repêchage* heat shall be conducted between the tied competitors or teams to determine the finalists.

4.4.3 Draws for position

The initial draw for heats and beach positions may be conducted by competition management and supplied to teams. Draws for positions in subsequent rounds (e.g., quarter-finals, semi-finals, and finals) shall be made by competition officials.

The method used for the draws, including draws for initial heats and seeding of competitors, shall be approved by the Chief Referee.

4.4.4 Beach positions

For swimming, surf ski, board, multi-discipline and surf boat events, starting positions and lanes shall be consecutively numbered from the left (facing the water) starting with the number 1. For beach events, the number 1 position shall be nearest the water.

4.4.5 Competitor limits

The Chief Referee shall decide whether events shall be conducted in heats, quarter finals, semi-finals, or finals. The recommended maximum number of competitors in a heat or final race shall not exceed the numbers in the following chart. Only the competition committee and Chief Referee may authorise changes to these maximum numbers with due consideration for effective judging, environmental conditions, safety considerations and fairness for all competitors.

Event	Max. no. of competitors/race
Surf Race	32 competitors
Rescue Tube Race	9 competitors
Run-Swim-Run	32 competitors
Beach Flags	16 competitors (8 in finals or up to 16 in team point score competitions e.g. LWCs)
Beach Sprint	10 competitors (8 in finals)
Beach Run – 2 km and 1 km	40 competitors
3 x1 km Beach Run Relay	40 Teams of 3 competitors
Surf Ski	16 competitors
Board Race	16 competitors
Oceanman/Oceanwoman	16 competitors (20 for the Eliminator)
Ocean M	24 competitors
Surf Teams Race	10 teams of 3 competitors
Rescue Tube Rescue	9 teams of 4 competitors
Beach Relay	10 teams of 4 competitors (8 in finals)
Surf Ski Relay	16 teams of 3 competitors
Board Relay	16 teams of 3 competitors
Board Rescue	9 teams of 2 competitors
Oceanman/Oceanwoman Relay	16 teams of 4 competitors
Ocean M Lifesaver Relay	24 teams of 4 competitors

4.5 SURF RACE

4.5.1 Event description

With a running start into the water from the start line on the beach, competitors swim around the 400m (280m for Masters) course designated by buoys, returning to shore to finish between the finish flags on the beach.

To facilitate the recording of placing after the finish, competitors may be positioned either:

- On a straight line drawn at approximately a 30-degree angle from the finishing line and up the beach.
- On a series of lines 10m behind and at right angles to the finishing line and 5m apart.

4.5.2 The course

As shown in the following diagram, the U-shaped course shall be approximately 400m from start to finish. To ensure fair starts and finishes, alignment of the start line and finish line to the buoys may be altered at the discretion of the Chief Referee, depending on the prevailing sea conditions.

The start line – a brightly coloured cord stretched between two poles approximately 40m apart – shall be situated 5m from the water's edge, centred on buoy number 1.

The finish line – between two **green (or area coloured)** flags positioned 5m apart – shall be situated approximately 15m from the water's edge, centred on buoy number 9.

The swimming course shall be marked by buoys (as indicated on the diagram) the furthest situated approximately 170m beyond knee-deep water. Water distances may vary depending upon conditions.

4.5.3 Judging

At the starting signal the competitors shall commence from the start line, enter the water without impeding any other competitors in the event, swim to and around the buoys, and return to shore and finish between the two green finish flags.

Note: Competitors may touch buoys and buoy ropes but are not permitted to use buoy ropes to drag themselves along the course.

Competitors must finish on their feet in an upright position. The finish is judged on the competitor's chest crossing the finish line.

Judges shall be placed to observe the conduct of the event as well as determine competitors' place at the finish line.

4.5.4 Disqualification

In addition to the *General Rules* in Section 2 and those outlined in 4.1 through 4.3, the following behaviour shall result in disqualification:

- (a) Failure to complete the course as defined and described (DQ12).

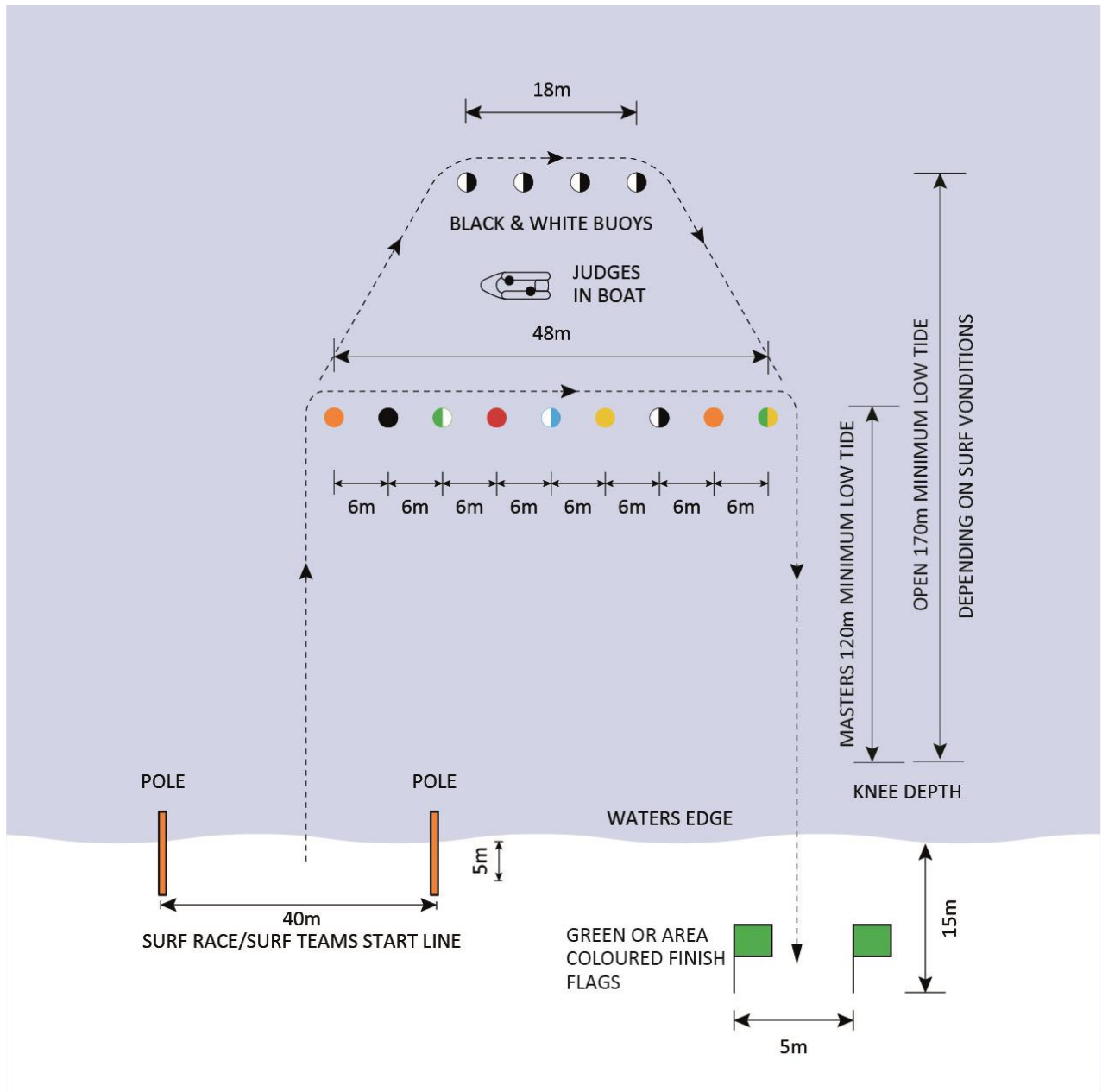


FIGURE 12: SURF RACE

AGE GROUP	APPROXIMATE DISTANCE
Open	170m to furthest buoy
Masters	120m to furthest buoy

Note: the beach setup relative to the positioning of the buoys may be adjusted dependent on the sea conditions.

4.6 SURF TEAMS RACE

4.6.1 Event description

With a running start into the water from the start line on the beach, all three members of each team swim around the 400m (280m for Masters) course designated by buoys, returning to shore to finish between the finish flags on the beach.

Marshalling: The three members of each team shall be marshalled behind each other facing the water's edge in their drawn positions. The next team shall be lined up beside the first team and so on.

When all teams are assembled, a direction shall be given to face the competition area. On the direction of an official the line nearest the water's edge shall file onto the competition area, followed by the second, third and fourth lines. (This procedure spreads competitors from each team over the starting line.)

Points: Points are allotted as follows: one for first, two for second, three for third, four for fourth, etc. The team scoring the least number of points will be declared the winner. Should two or more teams be allotted equal points, the team whose full complement of members first completes the course shall be awarded the higher placing.

All competitors who finish shall be recorded as they are placed and the points will be calculated. If any teams are disqualified, places shall be reallocated and points then calculated.

If Surf and Surf Teams races are combined, swimmers not in teams shall be eliminated from the points allotment for the purpose of determining the teams race result.

4.6.2 The course

The Surf Teams Race is conducted over the course provided for the Surf Race as shown in the following diagram. To ensure fair starts and finishes, alignment of the start line and finish line to the buoys may be altered at the discretion of the Chief Referee, depending on the prevailing sea conditions.

4.6.3 Judging

At the starting signal the competitors shall commence from the start line, enter the water without impeding any other competitors in the event, swim to and around the buoys, and return to shore and finish between the two green finish flags.

Note: Competitors may touch buoys and buoy ropes but are not permitted to use buoy ropes to drag themselves along the course.

Competitors must finish on their feet in an upright position. The finish is judged on the competitor's chest crossing the finish line.

Judges shall be placed to observe the conduct of the event as well as determine competitors' place at the finish line.

4.6.4 Disqualification

In addition to the *General Rules* in Section 2 and those outlined in 4.1 through 4.3, the following behaviour shall result in disqualification: Failure to complete the course as defined and described (DQ12).

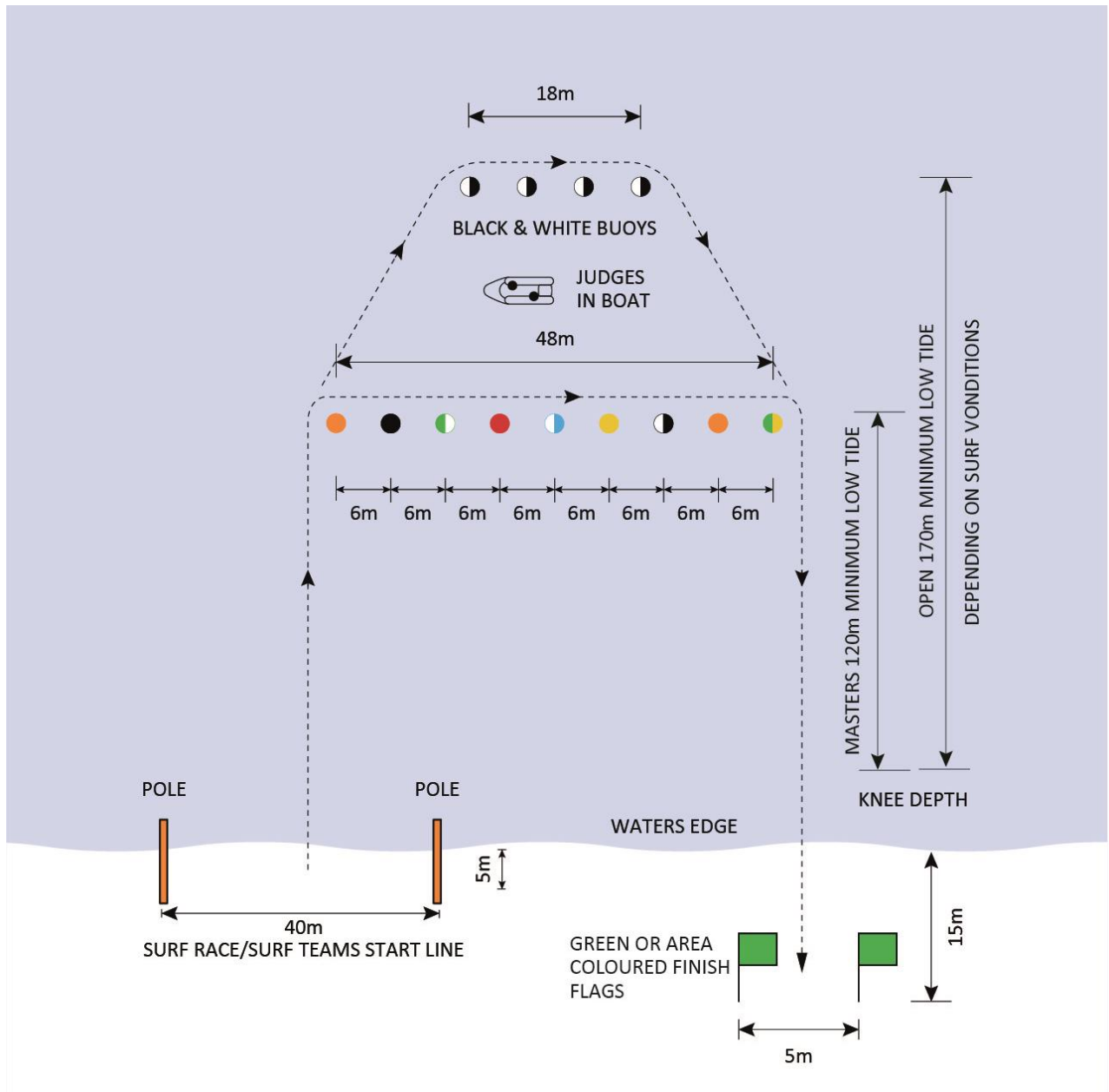


FIGURE 13: SURF TEAMS RACE

AGE GROUP	APPROXIMATE DISTANCE
Open	170m to furthest buoy
Masters	120m to furthest buoy

Note: the beach setup relative to the positioning of the buoys may be adjusted dependent on the sea conditions.

4.7 RESCUE TUBE RESCUE

4.7.1 Event description

Four competitors from each team participate in this event: a “victim,” one rescue tube swimmer, and two rescuers. The victim swims approximately 120m to a designated buoy, signals, and waits to be rescued by the rescue tube swimmer. As they return to shore, the remaining two rescuers enter the water to assist. The event finishes when the first competitor in a team crosses the finish line while in contact with the victim.

- (a) **The start:** All four competitors assemble at their team’s allotted position at the start line. Prior to the start signal, the rescue tube swimmer and equipment must be on the shoreward side of the start/finish line. The rescue tube swimmer may hold or don the rescue tube, and may hold the swim fins in his or her hands. Rescue tubes may be worn either with the loop over or across one or two shoulders, or over the shoulder and across the chest. Fins may not be worn prior to crossing the start line.
- On the starting signal, the victim enters the water, swims to touch the allotted buoy, signalling arrival by raising the other arm to a vertical position while in contact with the buoy. The victim then waits in the water on the seaward side of the buoy.
- Note 1:** The buoy is defined as the buoy only and does not include any attaching ropes and/or straps. Competitors must visibly touch the buoy above the water line before signalling their arrival at the buoy.
- Note 2:** Competitors may touch buoys and buoy ropes but are not permitted to use buoy ropes to drag themselves along the course to reach their allotted buoy.
- The Chief Referee may determine an acceptable alternative method of clearly signalling the victim has touched the buoy.
 - Competitors must start from the correct allotted position. Competitors swimming to and signalling from the wrong buoy shall be disqualified.
- (b) **Rescue tube swimmer:** On the victim’s arrival signal, and from the correct allotted position, the rescue tube swimmer crosses the start line, dons the equipment at his or her discretion, and swims past the left side (viewed from the beach) of the designated buoy to the victim waiting on the seaward side of the buoy. The rescue swimmer secures the rescue tube correctly around the victim’s body and under both arms and clipped to an O-ring. The victim may assist with the securing and clipping of the rescue tube. With the victim clipped into the rescue tube, competitors continue (clockwise) around the buoy towing the victim to the beach.
- Note:** Competitors may touch buoys and buoy ropes but are not permitted to use buoy ropes to drag themselves along the course to reach their allotted buoy.
- (c) **Rescuers:** After the rescue tube swimmer has started to tow the victim to the beach, the two rescuers, at their discretion, may cross the start line to enter the water and assist the rescue tube swimmer to bring the victim to the beach.
- The victim must be dragged or carried to the finish.
- (d) **The finish** is judged on the chest of the first team member crossing the finish line on his or her feet in an upright position while still in contact with the victim (the rescue tube need not be attached).
- Note:** While it is not necessary to drag the whole of the victim beyond the finish line teams are requested to immediately move to the shoreward side of the finish line to assist with judging of the event and to enable any trailing teams to finish.

4.7.2 Notes

- (a) All team members must start from their allotted positions at the start line.
- (b) Rescue tube swimmers and the rescuers, who have previously crossed over the start line (for whatever reason), will not be disqualified provided they return to the shoreward side of the start line prior to beginning their leg of the event.

- (c) At the start, rescue tube swimmers may place the rescue tubes and fins on the shoreward side of the start/finish line or may hold their fins and rescue tubes in their hands. The rescue tube lanyard may be donned.
- (d) Rescue tubes must be donned correctly, either with the loop over one shoulder, or over the shoulder and across the chest – at the competitor’s discretion.
- (e) The victim may assist the rescue tube swimmer in securing the rescue tube. Either may clip-in the rescue tube, but the victim must be clipped into the tube behind the buoy line.
- (f) Rescue tube swimmers must tow the victim with the tube secured around the body and under both arms and clipped in an O-ring.
- (g) The victim must not be towed on the stomach.
- (h) The victim may assist by kicking and sculling with the arms under the surface but must not swim with an out-of-water arm recovery.
- (i) At no time, may the victim assist by walking or running, but the victim may assist by lifting the legs during the carry.
- (j) Only the rescue tube swimmer may use the swim fins. Rescuers shall not use any equipment or swim fins.

4.7.3 The course

As shown in the following diagram, the course shall be approximately 240m. To ensure fair starts and finishes, alignment of the start line and finish line to the buoys may be altered at the discretion of the Chief Referee, depending on the prevailing sea conditions.

- (a) **The start/finish line:** a brightly coloured cord stretched between two poles carrying **green (or area coloured)** flags, approximately 48 m apart shall be located at the water’s edge. Alignment of the start line to the buoys may be altered at the discretion of the Chief Referee, depending on prevailing sea conditions. The start line will also be the finish line. This line will be removed once competitors are in line and prior to the start to ensure the tube cannot catch it.
- (b) **The swimming buoys** shall be placed as for the Surf Race, so that all competitors have an equal chance with regard to sandbanks and rips, etc.

4.7.4 Equipment

Rescue tube, swim fins: See Section 8 – Facility and Equipment Standards and Scrutineering Procedures. Competitors must use rescue tubes provided by organisers.

4.7.5 Judging

Finish Judges shall be positioned at each end of the finishing line at least 5m from the flagpole and in line with each flagpole. An in-boat Course Judge shall be positioned in line with the buoys as shown in the diagram.

Infringements recorded during the event observed by any of the Judges shall be reported to the Chief Referee who shall adjudicate on the infringement with the Judges concerned. An in-boat Judge observing an infringement shall report to the Chief Referee as soon as practical and prior to the race result being declared.

4.7.6 Disqualification

In addition to the *General Rules* in Section 2 and those outlined in 4.1 through 4.3, the following behaviour shall result in disqualification: Failure to complete the course as defined and described (DQ12).

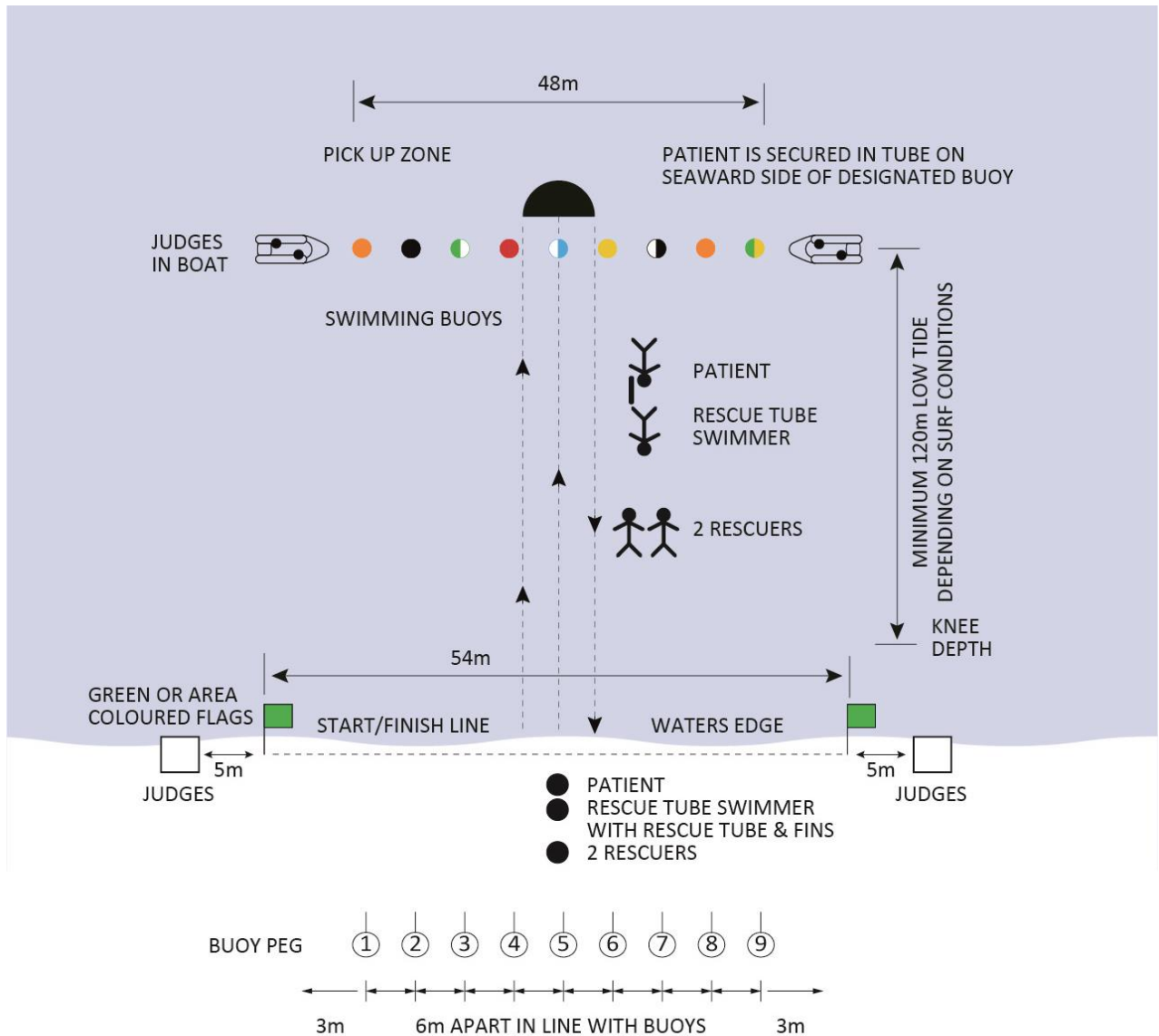


FIGURE 14: RESCUE TUBE RESCUE
Note: the beach setup relative to the positioning of the buoys may be adjusted dependent on the sea conditions.

4.8 RESCUE TUBE RACE

4.8.1 Event description

Rescue tubes and fins are placed on the beach, approximately 15m from the water's edge in line with the competitor's designated buoy peg.

Competitors take their positions on the starting line approximately 5m from the water's edge. On the starting signal, competitors race up the beach to obtain their rescue tubes and fins, and donning the equipment at their discretion, enter the water and swim toward and around (the left side, viewed from the beach) their designated buoy to return to the beach and cross the finish line.

Note: Competitors may touch buoys and buoy ropes but are not permitted to use buoy ropes to drag themselves along the course to reach their allotted buoy.

The finish is judged on the chest of the competitor crossing the finish line in an upright position in possession of both fins and with the rescue tube strap over the shoulder.

Note 1: At the start, the rescue tube and fins must be positioned at competitors' discretion at and on the seaward side of the competitors' designated buoy peg.

Note 2: Rescue tubes may be worn either with the loop over one or two shoulders, or over the shoulder and across the chest.

4.8.2 The course

The Rescue Tube Race shall be conducted under the general rules of the Rescue Tube Rescue. The course shall be the same as the Rescue Tube Rescue as shown in the following diagram.

To ensure fair starts and finishes, alignment of the start line and finish line to the buoys may be altered at the discretion of the Chief Referee, depending on the prevailing sea conditions.

4.8.3 Judging

An in-boat Judge shall be positioned in line with the buoys as shown in the diagram. Finish Judges shall be positioned at each end of the finish line at least 5m from the flag pole and in line with each flag pole.

4.8.4 Equipment

Rescue tube: See Section 8 – *Facility and Equipment Standards and Scrutineering Procedures*. Competitors must use rescue tubes supplied by organisers.

4.8.5 Disqualification

In addition to the *General Rules* in Section 2 and those outlined in 4.1 through 4.3, the following behaviour shall result in disqualification: Failure to complete the course as defined and described (DQ12).

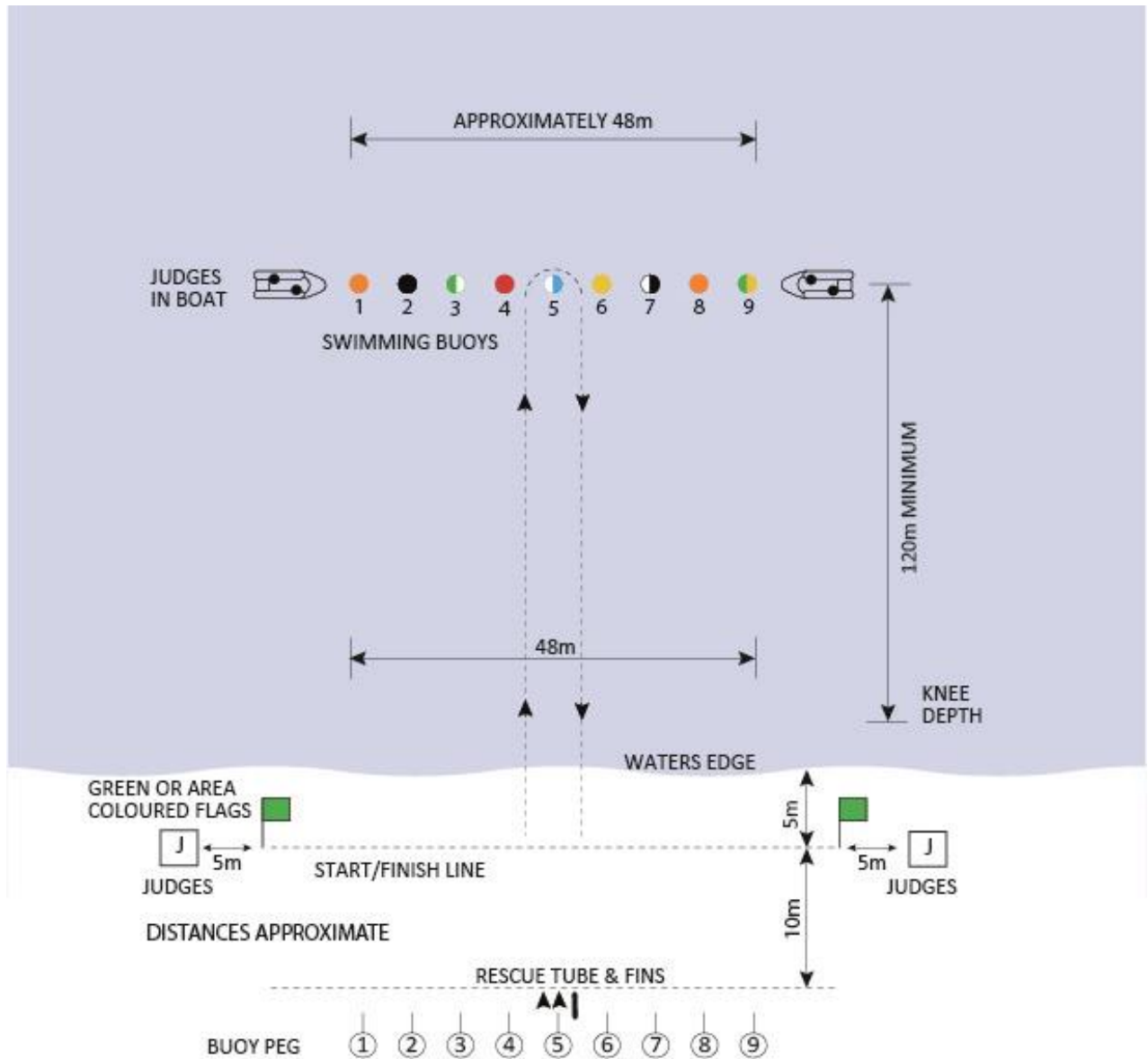


FIGURE 15: RESCUE TUBE RACE

Note: the beach setup relative to the positioning of the buoys may be adjusted dependent on the sea conditions.

4.9 RUN - SWIM - RUN

4.9.1 Event description

From the start line, competitors run to pass around the turning flag and enter the water to swim out to and around the buoys. Competitors swim back to the beach to again run round the turning flag before running to the finish line.

Note: Competitors may touch buoys and buoy ropes but are not permitted to use buoy ropes to drag themselves along the course.

4.9.2 The course

As shown in the following diagram, the course shall be laid out so that competitors run approximately 200m, swim approximately 300m, and run approximately 200m to finish **between two green (or area coloured) flags.**

4.9.3 Judging

Competitors must finish on their feet in an upright position. The finish is judged on the competitor's chest crossing the finish line.

Judges shall be placed to observe the conduct of the event as well as determine competitors' place at the finish line.

4.9.4 Disqualification

In addition to the *General Rules* in Section 2 and those outlined in 4.1 through 4.3, the following behaviour shall result in disqualification: Failure to complete the course as defined and described (DQ12).

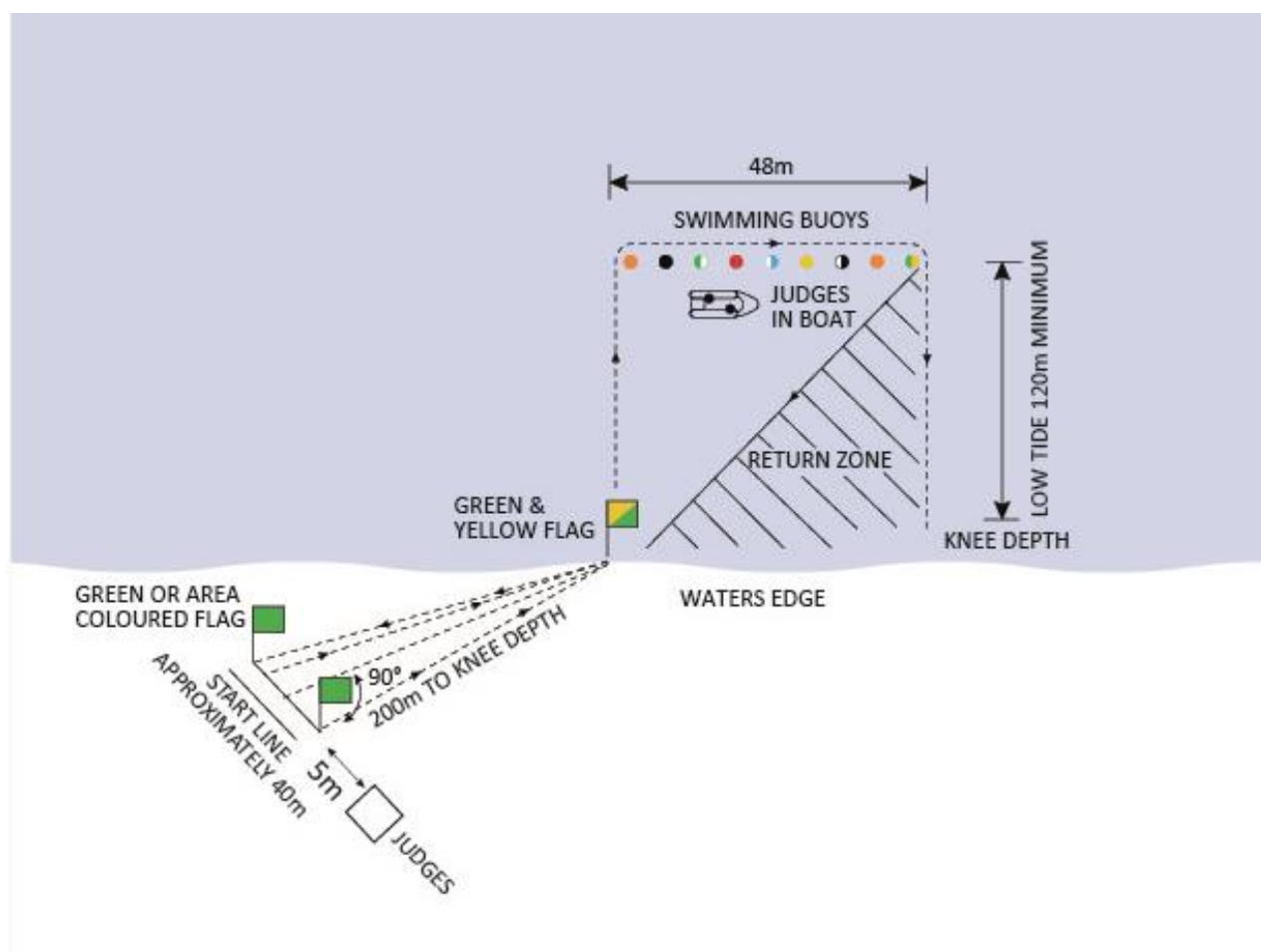


FIGURE 16: RUN - SWIM - RUN

Note: the beach setup relative to the positioning of the buoys may be adjusted dependent on the sea conditions.

4.10 BEACH FLAGS

4.10.1 Event description

From a prone starting position on the beach in their allotted position, competitors rise, turn and race approximately 20m to obtain a baton (beach flag) seated upright in the sand with about two-thirds showing. Since there are always fewer batons than competitors, those who fail to obtain a baton are eliminated.

Competitors lie face down with their toes on the start line with heels or any part of the feet together, hands on top of each other with fingertips to wrists and with the head up. Elbows should be extended 90 degrees to the body's midline and hips and stomach must be in contact with the sand. The body's midline should be 90 degrees to the start line.

Note 1: Competitors may level, flatten, and compress their starting area. Competitors are not permitted to create mounds or unreasonably alter the incline of the sand to assist the start.

Note 2: Competitors may dig their toes into the sand at the start line by digging with their hands or feet before lying on the sand, or with their feet after lying on the sand.

Note 3: Competitors must comply with the direction of officials. A competitor who causes unreasonable delay to the start of the event may be penalized (DQ8).

4.10.2 Start procedure

Beach Flags start procedure is different from the procedure described in 4.2 "The Start". For Beach Flags, the start is as follows:

Prior to the start, a Marshall shall:

- (a) Place competitors in the order as drawn for the run-through.
- (b) Accompany competitors to the starting area to ensure they are positioned in proper order.

The Chief/Sectional Referee shall:

- (a) Check that all technical officials and equipment are in position.
- (b) Signal the official start of each race with a long whistle indicating that the competitors should take their positions on the start line.
- (c) Signal the Starter that the competitors are under the Starter's control.
- (d) The Starter shall be positioned out of view of the competitors.

4.10.3 The start

On the Starter's "Competitors Ready" command, competitors shall assume the starting position as described. On the Starter's "Heads Down" command, competitors – at once and without delay – shall place their chins on their hands.

- (a) After a deliberate pause and when all competitors are stationary, the Starter shall signal the start with a whistle blast.
- (b) At the start signal, competitors shall rise to their feet and race to obtain a baton.

4.10.4 Starting infringements

The following behaviours are starting infringements in Beach Flags:

- (a) Failure to comply with the Starter's commands within a reasonable time.
- (b) Lifting any part of the body from the sand or commencing any starting motion after the Starter's "Heads down" command and prior to the start signal.

If a competitor is disqualified or eliminated, the remaining competitors and batons shall be realigned with no re-draw of positions. The run-through shall continue with the current starting infringement in force until a fair start is affected.

4.10.5 Draw for positions

There shall be a preliminary draw for positions and further draws after each round. In semi-finals and finals when contestants have been reduced to eight, there shall be a draw for positions after each run-through.

4.10.6 Number of competitors eliminated

In heats, the Chief Referee shall determine whether one or two competitors are to be eliminated in each run-through. In semi-finals and finals, no more than one competitor can be eliminated in any run-through.

4.10.7 Run-offs

A run-off between the competitors involved shall be called if two or more competitors hold the same baton, and Judges cannot determine which competitor's hand grasped the baton first – regardless of the hand position on the baton. Likewise, a run-off between the competitors involved shall be called if a baton is "lost" in the sand. If it is apparent that a baton has been "lost" to competitors in the sand, the finish judge shall signal (by whistle or verbally) that the baton is "lost" and that the run-through is finished.

4.10.8 The course

As shown in the following diagram, the course shall be approximately 20m from the start line to the batons, and wide enough to provide for a minimum spacing of 1.5m between each of 16 competitors.

Batons shall be positioned in line parallel to the start line, and so that a "perpendicular line" between any two adjacent competitors shall pass approximately through the base of the baton. In other words, batons are aligned on the baton line equidistant between adjacent competitors.

The Beach Flags arena should be free of debris, and if the sand surface is hard, it should be raked to make it safer before and throughout the competition.

4.10.9 Equipment and apparel

Beach flags (batons): See Section 8 – *Facility and Equipment Standards and Scrutineering Procedures*. Shorts and shirts, which comply with team uniform requirements, may be worn at the competitors' discretion.

4.10.10 Judging

The Chief Referee/Sectional Referee or their appointee shall be positioned to maintain overall supervision.

The Starter and Check Starters shall be placed at either end of the starting line to observe any starting infringements. Course Judges shall be placed on either side of the course to observe run-throughs and participation infringements.

Finish Judges shall be positioned a few metres behind the line of batons, to reclaim the baton from successful competitors and to set up the batons for the next run-through.

4.10.11 Elimination and disqualification

Each run-through or run-off shall be judged as a separate segment of this event. An infringement in one segment shall not be carried over and counted against a competitor in a subsequent segment.

A competitor who commits a starting infringement or who impedes the progress of another competitor shall be eliminated (not disqualified).

A competitor *eliminated* from the event shall retain the point score and/or placing as at the time in the event. However, a competitor *disqualified* from the event shall lose all standing from the event.

In Beach Flags events a protest against an elimination must be lodged within 5 minutes or before the next run through of an event begins (whichever occurs first). If a Beach Flag elimination protest occurs the Chief Referee will immediately consider the protest without delay before proceeding with the event. There will be no Appeal permitted on Beach Flag elimination protest decisions of the Referee.

Note 1: A Chief Referee is authorised to refer a Beach Flag elimination protest directly to an on-beach Jury of Appeals representative for decision on the basis of the processes and timings detailed above. No paperwork is required nor is a fee payable if this occurs.

Note 2: A competitor is permitted to protest and/or appeal against a disqualification decision in Beach Flag events provided that correct processes are followed as detailed in Section 2 of this Manual.

Impedance: Impedance is defined as “the use of hands, arms, feet or legs to impede another competitor’s progress”.

A competitor may otherwise use his or her body to improve his or her position in obtaining a baton. A competitor may negotiate the shoulder and or body in front of an opponent, but may not use hands, arms, feet or legs to obtain or remain in this position.

If a competitor legally obtains this front position and maintains normal running action, the competitor behind is obliged to go around the competitor in front.

A competitor may cross over in front of a slower competitor.

If two or more competitors are guilty of impedance, the competitor who first used hands, arms, feet or legs may be eliminated.

Notwithstanding the impedance clauses, if it is deemed that the competitor has breached the ILS Code of Conduct and/or competed unfairly (see 2.16 *Misconduct*), the competitors involved may be disqualified.

In addition to the *General Rules* in Section 2 and those outlined in 4.1 through 4.3, the following behaviour shall result in disqualification:

- (a) Failure to complete the event as described and defined (DQ12).
- (b) Picking up or blocking more than one baton– e.g., lying on a baton or covering a baton from sight (DQ11).

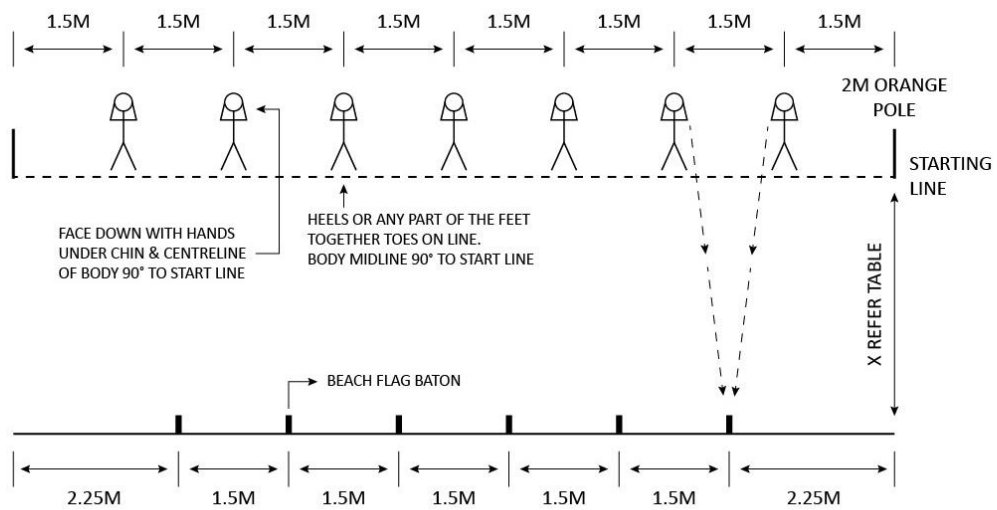


FIGURE 17: BEACH FLAGS (ONE ELIMINATION PER RUN-THROUGH)
 (Distances approximate only)

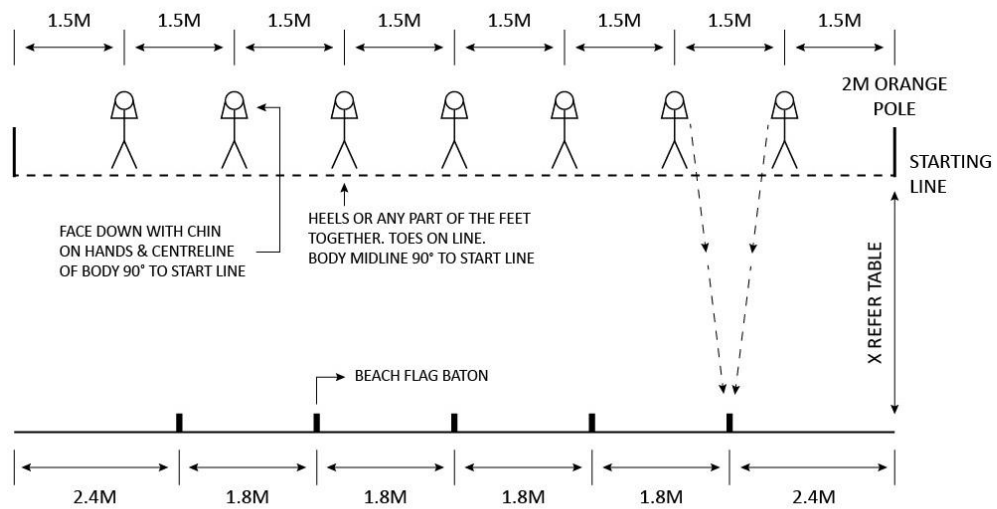


FIGURE 18: BEACH FLAGS (TWO ELIMINATIONS PER RUN-THROUGH)
 (Distances approximate only)

AGE GROUP	DISTANCE
Open	20m
Masters	15m

4.11 BEACH SPRINT

4.11.1 Event description

Competitors take their positions in their allotted lanes. At the starting signal, competitors race the 90m (70m for Masters) course to the finish line. The finish is judged on the competitor's chest (only) crossing the finish line. Competitors must finish the event on their feet in an upright position.

4.11.2 The start

No artificial starting blocks are permitted, but competitors may create holes and/or hillocks in and of sand to aid their start. Competitors are not permitted to use any material other than sand to aid the start. Competitors are permitted to flatten or level the sand in their lanes.

4.11.3 The course

As shown in the following diagram, the beach sprint course shall be 90m (70m for Masters) from the start line to the finish line. A area of approximately 20m is to be provided at the start end for marshalling and at the finish end for competitor overrun.

The course shall be rectangular and “squared” to ensure that all competitors run the same distance, and it shall be designated by four distinctly coloured poles, 2 m high.

Running lanes separated by coloured ropes shall be laid on the beach to assist runners in keeping a straight course. The lanes shall be laid 1.8 m in width where possible with a minimum width of 1.5m.

Competitors must remain in their own lane throughout the course.

Numbered pegs identifying running lanes shall be placed before the starting mark and beyond the finishing line.

A marshalling line shall be made 5m to the rear and parallel to the starting mark and designated by poles 2 m high.

4.11.4 Equipment and apparel

See Section 8 – *Facility and Equipment Standards and Scrutineering Procedures*. Shorts and shirts, which comply with team uniform requirements, may be worn at the competitors' discretion. Competitors may be required to wear coloured bibs to assist in judging.

4.11.5 Judging

The Chief Referee/Sectional Referee shall be positioned to maintain overall supervision.

Two Course Judges shall be appointed to ensure the competitors run the course as described.

Finish Judges shall select placings. The competitors shall be placed in the order in which any part of their chest crosses the finish line. Competitors must cross the line on their feet in an upright position.

4.11.6 Disqualification

In addition to the *General Rules* in Section 2 and *General Conditions for ocean competition* in 4.1 through 4.3, the following behaviour shall result in disqualification:

- (a) Failure to complete the course as defined and described (DQ12).

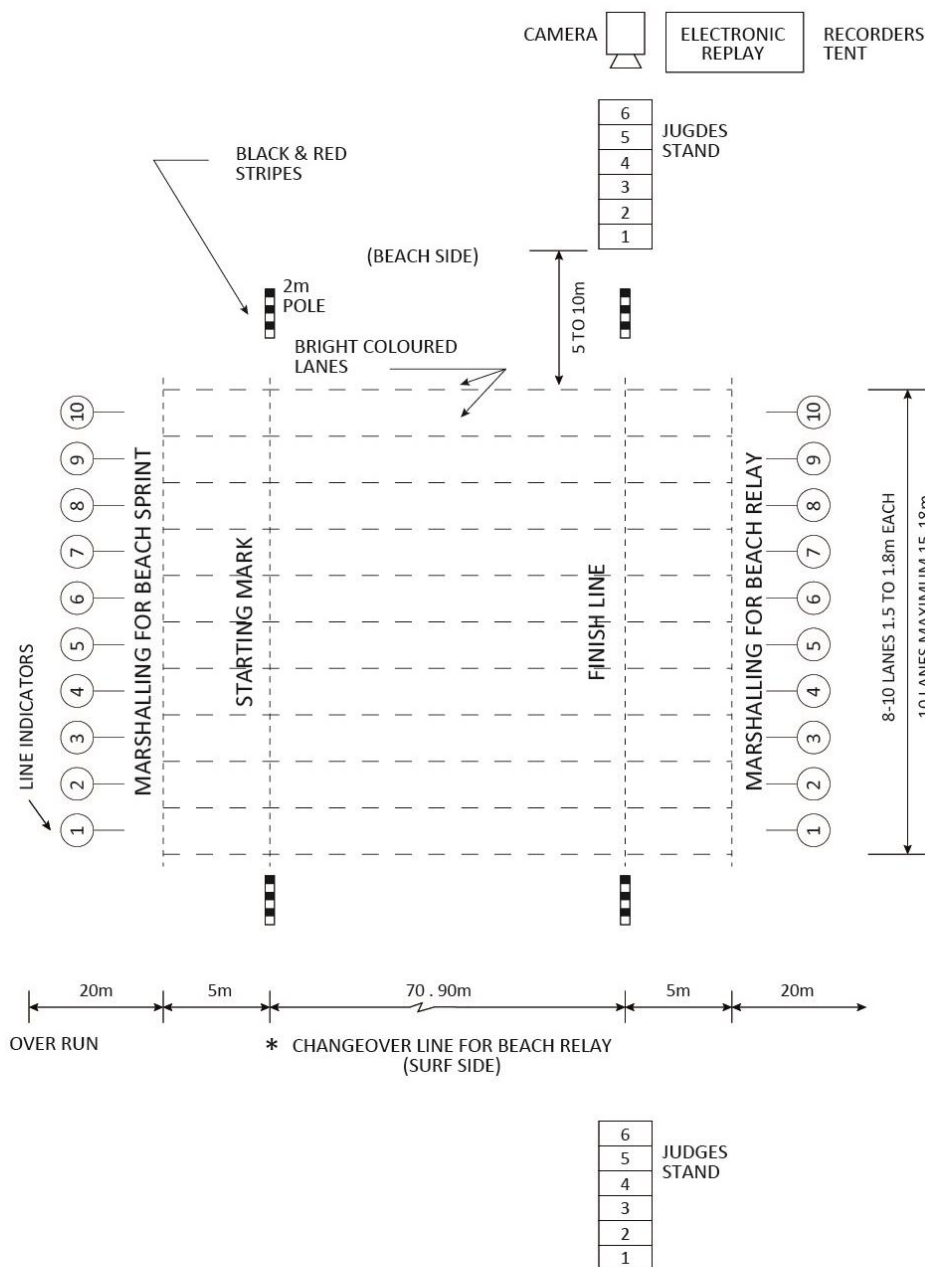


FIGURE 18: BEACH SPRINT

AGE GROUP	DISTANCE
Open	90m
Masters	70m

4.12 BEACH RUN – 2km and 1km

4.12.1 Event description – 2km

Competitors race 2km on the beach. The course design shall maintain the total distance and be set based on the venue's features. The default lap distance is 500metres. The Chief Referee may set a 1 km lap distance on beaches with more room.

On the starting signal, competitors race along the left side of the lane to round clockwise or right hand in or as otherwise advised by the Referee) the turning poles 250m distant and return 250m toward the start/turn flags.

Competitors round all turning flags (clockwise or right hand in or as otherwise advised by the Referee) at the start/turn line, proceed back down the beach to round the turning flags as before and repeat four times. On the last lap competitors cross the finish line to complete the race.

Deliberately jostling or obstructing another competitor so as to impede his or her progress is not permitted.

Judges shall be placed to observe the conduct of the event as well as determine competitors' place at the finish line.

The finish is judged on the competitor's chest crossing the finish line. Competitors must finish on their feet in an upright position.

4.12.2 Event description – 1km

Competitors race 1 km on the beach on the course as described above.

4.12.3 The course

The course (as shown in the following diagram) shall be laid out on the beach (on soft sand where practical) parallel to the water's edge.

The start line shall be designated by a line in the sand or a brightly coloured synthetic cord stretched between two poles with green and yellow flags attached. The finish line shall be two green flags placed approximately five metres apart and on the shoreward side of the start/turn line. The Chief Referee shall determine the length of the start/turn line.

Running lanes: The course shall be divided into two lanes parallel to the waterline. The lane closest to the water shall be for legs running from the start/finish lines. The lanes shall be divided by coloured tape, bunting, or other appropriate material.

Note: Should the course be run in the reverse direction the outwards legs shall be on the shoreward side and the return legs on the water side.

Two poles with green and yellow flags attached approximately five metres apart and situated approximately 250m from the start at the end of the lane divider shall designate the turning point.

4.12.4 Equipment and apparel

See Section 8 –*Facility and Equipment Standards and Scrutineering Procedures*. Shorts and shirts, which comply with team uniform requirements, may be worn at the competitors' discretion. Footwear is optional.

4.12.5 Judging

The Chief Referee/Sectional Referee shall be positioned at one side of the course to maintain overall supervision.

Course Judges may be appointed to ensure the competitors run the course without interference to other competitors.

A Judge shall be positioned at the turning poles to ensure no unnecessary jostling or interference occurs.

Finish Judges shall select placings.

4.12.6 Disqualification

In addition to the *General Rules* in Section 2 and those outlined in 4.1 through 4.3, the following behaviour shall result in disqualification: Failure to complete the course as defined and described (DQ12).

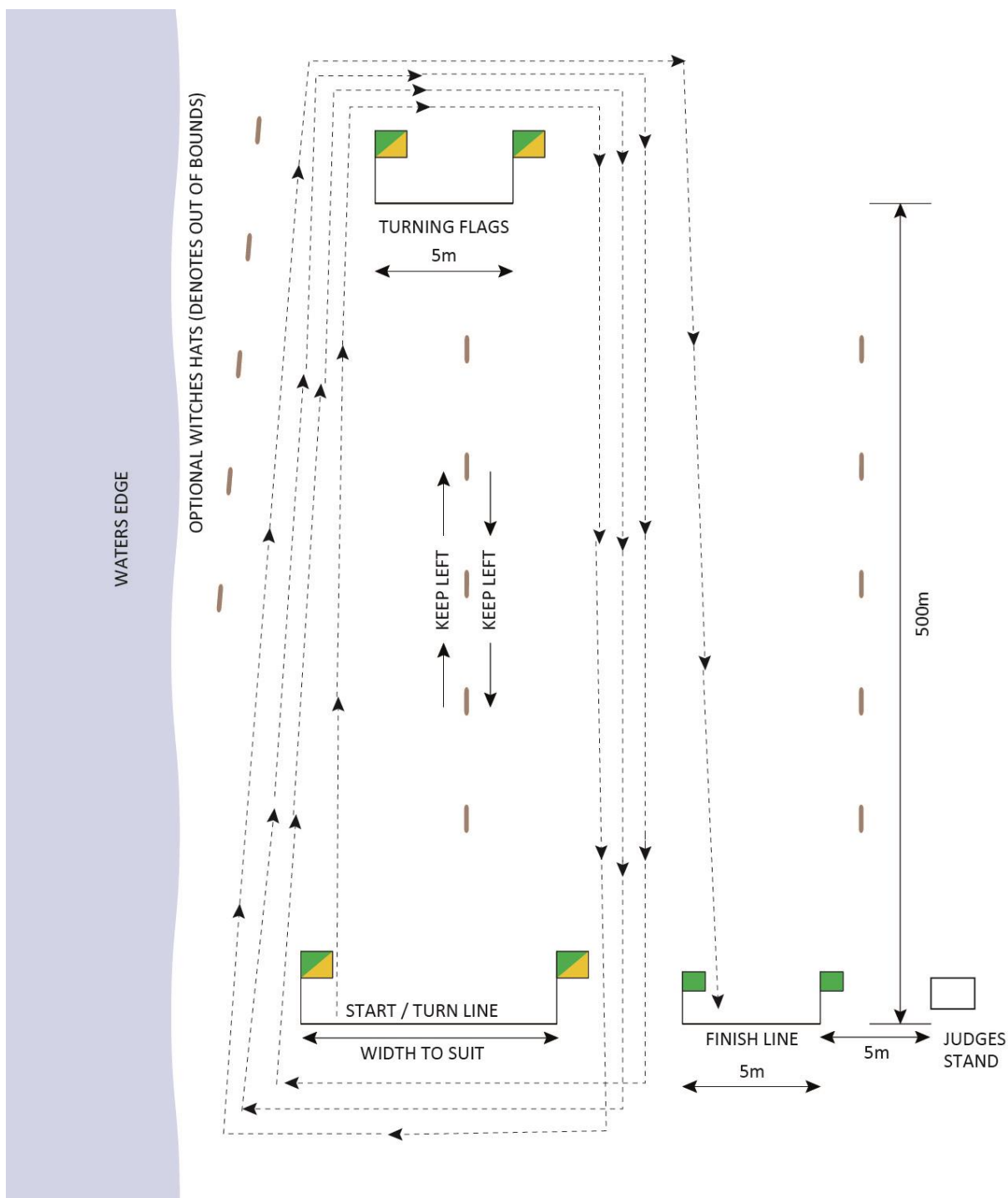


FIGURE 19: 1km and 2km BEACH RUN

DISTANCE	COURSE
1km Beach Run	4 x 250m legs
2km Beach Run	8 x 250m legs

4.13 3 x 1km BEACH RUN RELAY

4.13.1 Event description – 3 x 1km

Three competitors race 1km each on the beach. The course design shall maintain the total distance and be set based on the venue's features. The default lap distance is 500metres. The Chief Referee may set a 1km lap distance on beaches with more room.

On the starting signal, competitor's race along the left side of the lane to round the turning poles (clockwise or right hand in) and return to the turning flags and repeats the course. The incoming competitor rounds the first turning flag (clockwise or right hand in) and tags with the outgoing competitor who is waiting at a line approximately in the centre of the changeover zone as directed by the relevant official in the changeover zone between the first and second turning flags. The tag must take place after the first turning flag and before the outgoing competitor rounds the second the turning flags.

The second competitor completes the same course as outlined above.

The third competitor completes the same course as outlined above before crossing the finish line.

Deliberately jostling or obstructing another competitor or team so as to impede his or her progress is not permitted.

Judges shall be placed to observe the conduct of the event as well as determine competitors' place at the finish line.

The finish is judged on the competitor's chest crossing the finish line. Competitors must finish on their feet in an upright position.

4.13.2 The course

The course (as shown in the following diagram) shall be laid out on the beach (on soft sand where practical) parallel to the water's edge in two lanes.

The start line shall be designated by a line in the sand or a brightly coloured synthetic cord stretched between two poles with green and yellow flags attached. The finish line shall be two green flags placed approximately five metres apart and on the shoreward side of the start/turn line. The Chief Referee shall determine the length of the start/turn line.

Running lanes: The course shall be divided into two lanes parallel to the waterline. The lane closest to the water shall be for legs running from the start/finish lines (first leg for both team members). The lanes shall be divided by coloured tape, bunting, or other appropriate material.

Note: Should the course be run in the reverse direction the outwards legs shall be on the shoreward side and the return legs on the water side.

Two poles with green and yellow flags attached approximately five metres apart and situated approximately 250m from the start at the end of the lane divider shall designate the turning point.

4.13.3 Equipment and apparel

See Section 8 –*Facility and Equipment Standards and Scrutineering Procedures*. Shorts and shirts, which comply with team uniform requirements, may be worn at the competitors' discretion. Footwear is optional.

4.13.4 Judging

The Chief Referee/Sectional Referee shall be positioned at one side of the course to maintain overall supervision.

Course Judges may be appointed to ensure the competitors run the course without interference to other competitors.

A Judge shall be positioned at the turning poles to ensure no unnecessary jostling or interference occurs.

Finish Judges shall select placings.

4.13.5 Disqualification

In addition to the *General Rules* in Section 2 and those outlined in 4.1 through 4.3, the following behaviour shall result in disqualification: Failure to complete the course as defined and described (DQ12).

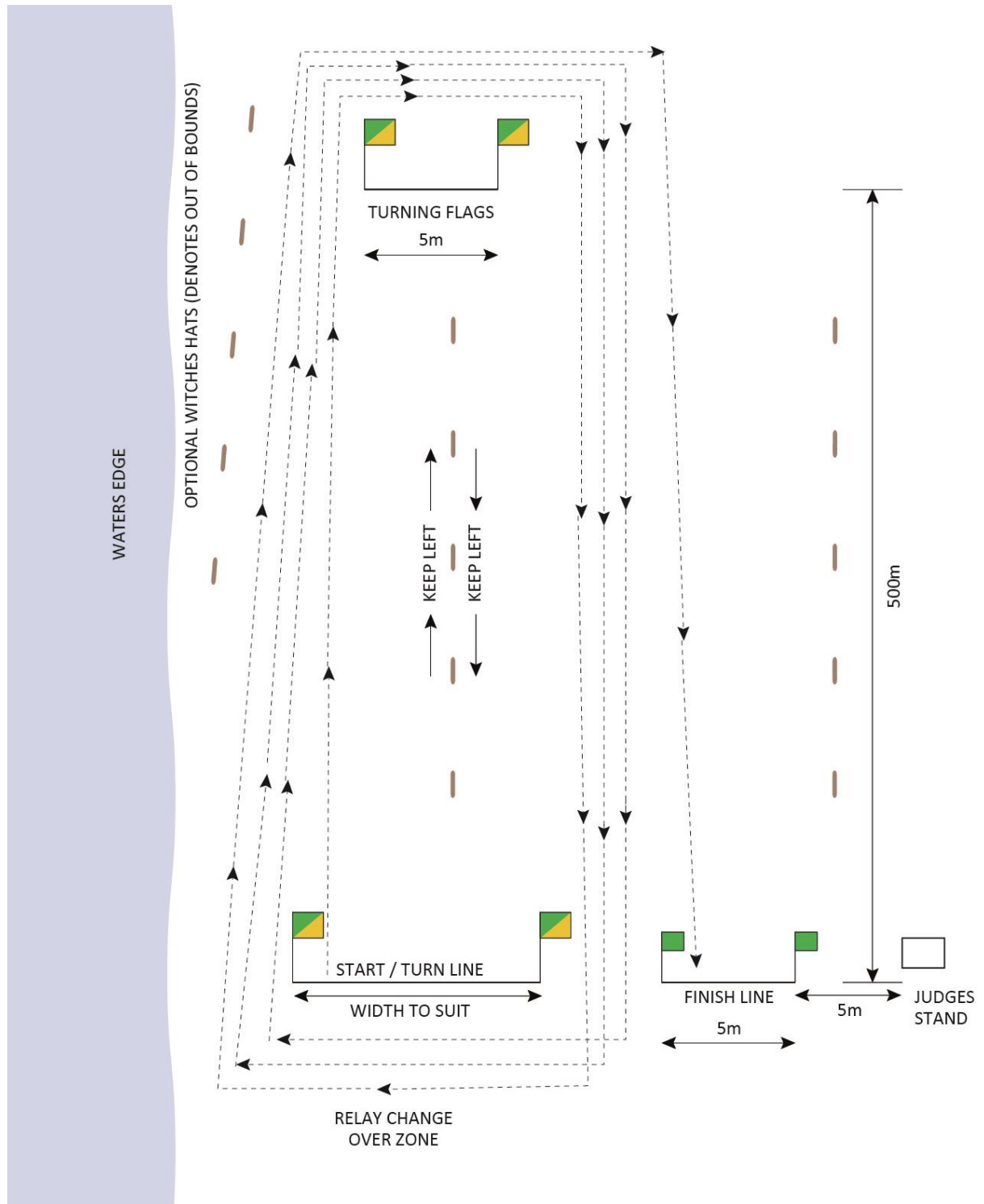


FIGURE 20: 3 x 1km BEACH RUN RELAY

DISTANCE	COURSE
3 x1km Beach Run Relay	3 x 1km (4 x 250m legs for each competitor)

4.14 BEACH RELAY

4.14.1 Event description

Teams of four individuals (three in Masters) compete in baton relay fashion over a 90m (70m for Masters) course. To start, two (one and two members in Masters) competitors take positions in their allotted lane at each end of the course.

After the start each competitor completes a leg of the course with a baton held in either hand and passes the baton at the conclusion of the first, second, and third legs to the next runner. All competitors shall finish their leg of the event on their feet and in an upright position.

Competitors are not permitted to interfere with the progress of other competitors.

4.14.2 The start

The start shall be as for the beach sprint with the first competitor taking the mark.

4.14.3 Baton changeovers

The baton shall be exchanged in the following manner:

- (a) The competitor coming in to exchange the baton must carry the baton to the front line. (The baton may not be thrown to the next competitor.)
- (b) Competitors receiving the baton on the first, second, and third exchange can be moving while taking the baton, but will be disqualified if any part of the body or hands cross the front line before taking possession of the baton.
- (c) If a baton is dropped during the exchange, the receiver may recover the baton (ensuring that there is no interference to other competitors) and continue the race.
- (d) If a baton is dropped at any other stage, the competitor may recover the baton (providing that there is no interference to other competitors) and continue the race.

4.14.4 The course

The course shall be similar to the Beach Sprint as shown in the following diagram.

4.14.5 Equipment and apparel

Batons and apparel: See Section 8 – *Facility and Equipment Standards and Scrutineering Procedures*. Shorts and shirts, which comply with team uniform requirements, may be worn at the competitors' discretion.

Competitors may be required to wear coloured bibs to assist in judging.

4.14.6 Judging/changeovers

In general, judging shall be as for the beach sprint with the Chief Referee, Course Judge, and the Finish Judges assuming similar duties in regard to the start and finish.

Course Judges shall be appointed to check the changeover lines for infringements at each end during the changeovers.

Any infringements observed by the Course Judges shall be reported to the Chief Referee/Sectional Referee in the case of the changeovers.

4.14.7 Disqualification

In addition to the *General Rules* in Section 2 and those outlined in 4.1 through 4.3, the following behaviour shall result in disqualification: Failure to complete the course as defined and described (DQ12).

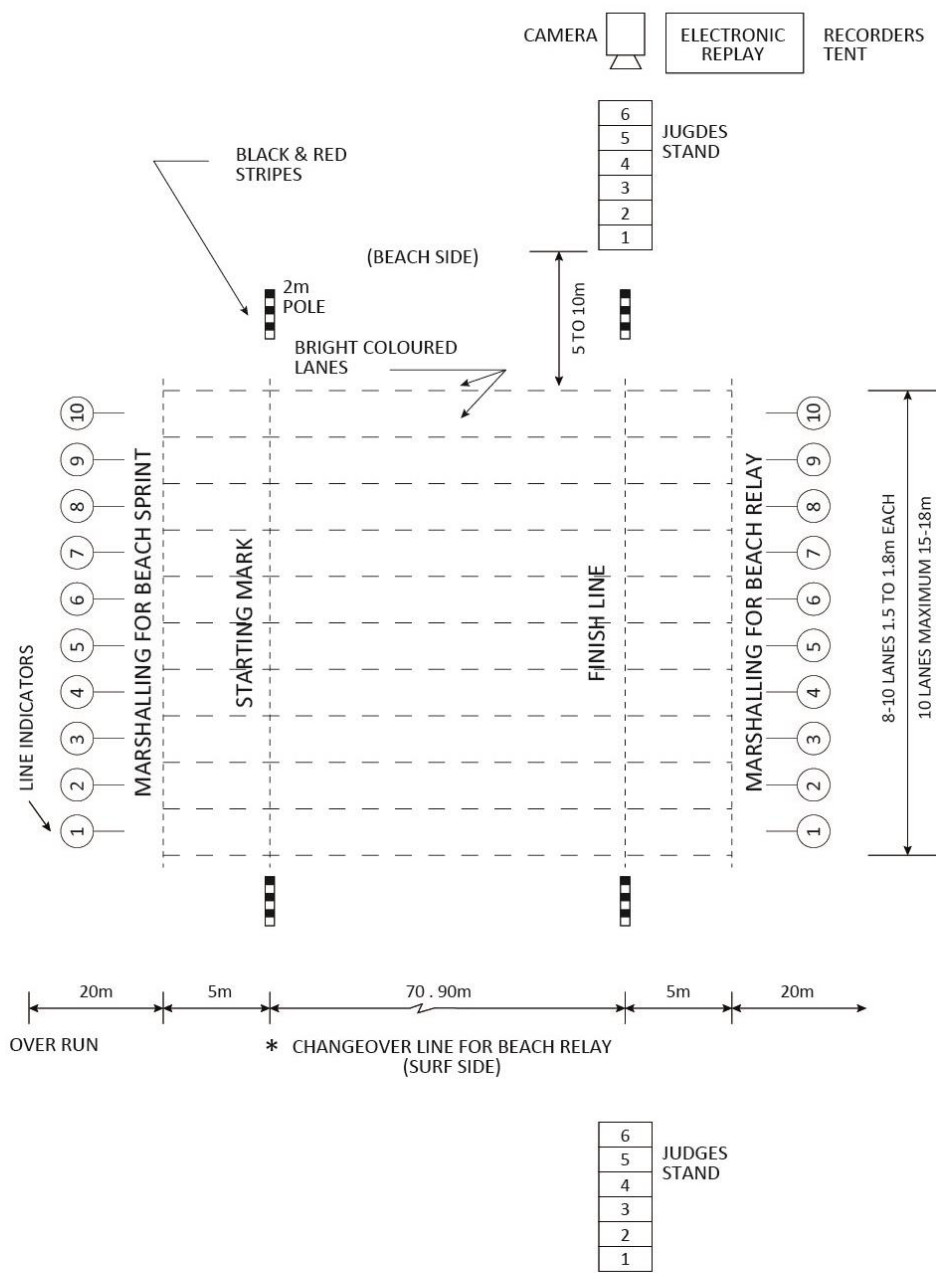


FIGURE 22: BEACH RELAY

AGE GROUP	DISTANCE
Open	90m
Masters	70m

4.15 SURF SKI RACE

4.15.1 Event description

A Single Surf Ski is a craft propelled primarily by a competitor with a paddle. Refer to the ILS Facility and Equipment Standards Section for details.

Competitors steady their surf skis in line in approximately knee-deep water about 1.5m apart. Competitors must obey directions from the Starter or Check Starter concerning surf ski alignment at the start.

On the starting signal, competitors paddle their surf skis around the course marked by buoys and return to finish when any part of the surf ski crosses the in-water finish line – ridden, gripped, or carried by the competitor.

Competitors may lose contact with or control of their surf ski without necessarily being disqualified. To complete the race, competitors must have (or have regained) their surf ski and paddle and cross the in-water finish line from the seaward side while maintaining contact with the surf ski and paddle.

Competitors are not permitted to hold or otherwise interfere with other competitors' surf skis or deliberately impede their progress.

Dry start and finish: If conditions are such that the Starter cannot provide a fair start, a dry start and/or dry finish shall be used. See below.

4.15.2 The course

The course layout shall be as detailed in the following diagram.

To ensure fair starts and finishes, alignment of the start line and finish line to the buoys may be altered at the discretion of the Chief Referee, depending on the prevailing water conditions.

Buoys: Three orange (or area coloured) buoys equal in size to a 50 litre drum shall be used: two “turning buoys” shall be placed approximately 75m apart, and a minimum of 300m (250m for Masters) paddling distance from knee depth water at low tide mark. The third “apex” buoy shall be placed midway and approximately 15m seaward of the turning buoys thus forming an arc with them.

The start line need not necessarily be identified, but if required it shall be marked by two poles and positioned so that the centre of the start line is aligned with the first turning buoy.

The finish line shall be between two orange (or area coloured) flags mounted on stands or poles or other suitable markers in a position where the craft will finish afloat. The centre of the finish line is aligned with the third turning buoy (allowing for prevailing surf conditions).

4.15.3 Dry Start and Dry finish

For a dry start, competitors, with their skis and paddles line up in their drawn positions between two start 2m poles approximately 5m from the water's edge and 35m apart.

At the Starters signal the competitors at their own discretion carry their craft to the water and paddle the surf ski course as per the diagram.

The dry finish line shall be situated on the beach approximately 15m from the water's edge. It shall be 20m in length and marked at each end by a flag on a 4m pole. Finish flags shall be the same colour(s) as the course buoys.

- (a) Competitors must paddle their surf skis around the last course buoy and shall not be disqualified if they lose contact with or control of their craft or paddle after the last course buoy on the return.
- (b) Competitors need not finish with craft or paddle.
- (c) The finish is judged on the competitor's chest crossing the finish line. Competitors must finish on their feet in an upright position.
- (d) A member of the competitor's team assists with the removal of the competitor's craft and paddle from the course. With the Chief Referee's approval, non-team members may act as handlers, provided they are registered in the competition in some capacity.

(e) Handlers shall:

- Wear a competition cap.
- Wear a distinctive high visibility vest as required by the organisers if entering water beyond knee depth.
- Make every effort to ensure that they and the equipment they are handling do not impede other competitors (otherwise disqualification may result).
- Comply with all instructions of the officials.

4.15.4 Equipment

Surf skis: See Section 8 – *Facility and Equipment Standards and Scrutineering Procedures*. Replacement surf skis or paddles for a competitor are permitted and may be brought to the water's edge by other team members providing such replacement does not cause any interference to other competitors in the race and further provided that the competitor shall recommence the race from the original starting area.

4.15.5 Judging

Judges shall be placed to observe the conduct of the event and to determine competitors' place at the finish.

4.15.6 Disqualification

In addition to the *General Rules* in Section 2 and those outlined in 4.1 through 4.3, the following behaviour shall result in disqualification: Failure to complete the course as defined and described (DQ12).

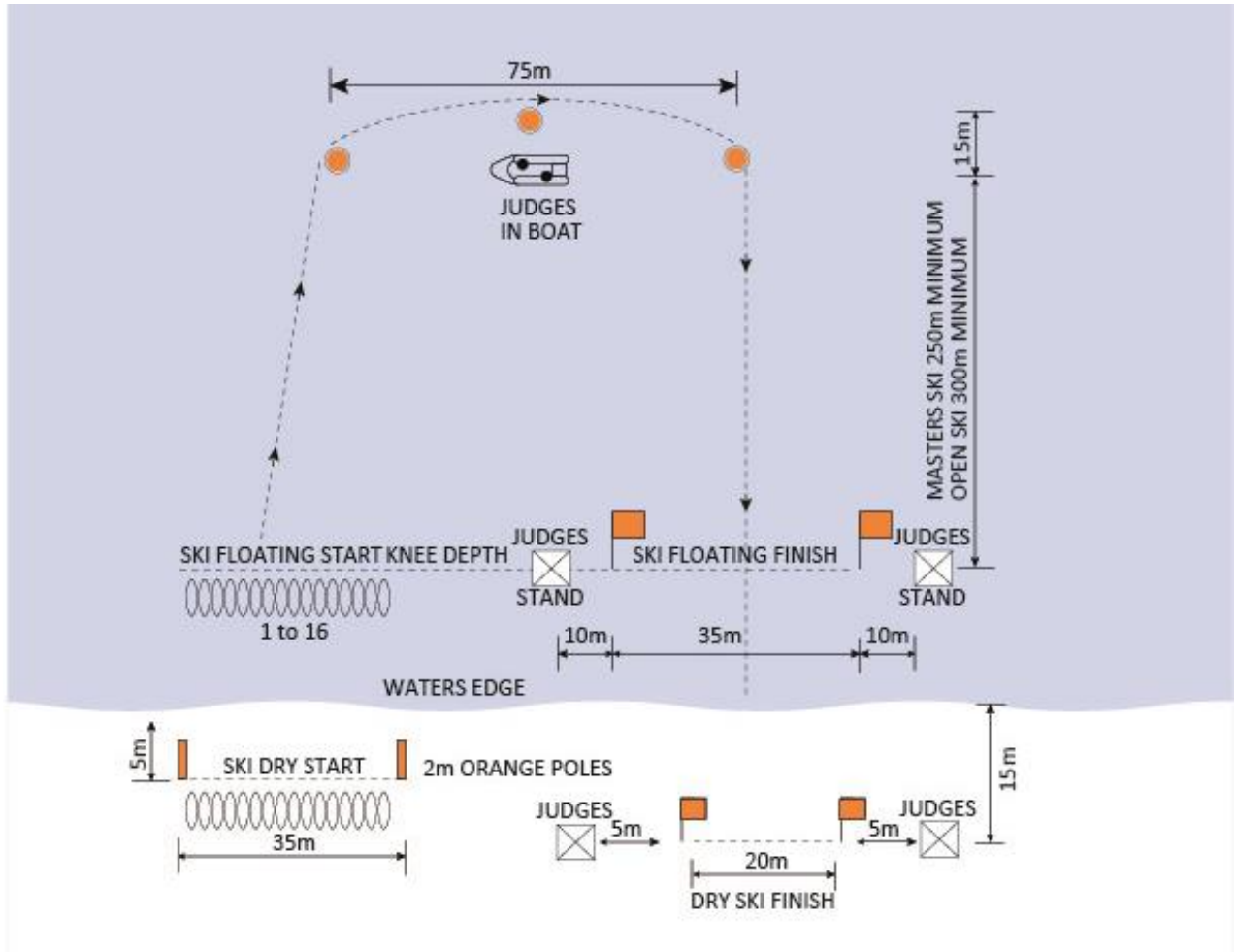


FIGURE 21: SURF SKI RACE
Note: the beach setup relative to the positioning of the buoys may be adjusted dependent on the sea conditions.

4.16 SURF SKI RELAY

4.16.1 Event description

The surf ski relay race shall be conducted under the general rules of the surf ski race. Teams shall consist of three competitors, who may use the same craft.

Competitors must obey the Starter's or Check Starter's directions concerning surf ski alignment at the start.

First competitor. Competitors for the first leg of the relay shall be started as in the surf ski race and paddle around the buoys. Having completed the course, the first competitor may leave his or her craft (and paddle), round the two green and yellow turning flags and tags with the second competitor on the designated surf ski changeover line.

Second competitor. The second competitor completes the same course, rounds the two turning flags, and tags with the third competitor on the designated surf ski changeover line.

Third competitor. The third competitor completes the same course, rounds one turning flag, passes the other flag on the shoreward side, and finishes between the two finish flags.

Competitors in the surf ski relay events must commence their leg of the event from the correct allotted position.

The first and third competitor in each team commence from the team's drawn starting position. However, the drawn starting position is reversed for the second competitor in each team. For example, in a 16-competitor race in which a team has drawn position 1: the first competitor commences from position 1; the second competitor commences from position 16; the third competitor commences from position 1.

1 st & 3 rd competitor's starting position	1	2	3	4	5	6	7	816
2 nd competitor's starting position	16	15	14	13	12	11	10	91

Competitors are not permitted to hold or otherwise interfere with other competitors' surf skis or deliberately impede their progress.

4.16.2 The course

The course layout shall be as detailed in the following diagram. **The finish is between two green (or area coloured) flags.**

In the surf ski relay, the start/changeover line is located in the water. To ensure fair starts and finishes, alignment of the start line and finish line to the buoys may be altered at the discretion of the Chief Referee, depending on the prevailing water conditions.

4.16.3 Equipment and apparel

Surf skis, paddles: See Section 8 – Facility and Equipment Standards and Scrutineering Procedures.

- (a) Members of the team or other members authorised by the Chief Referee shall ensure that any craft used by any of the other team members does not cause any interference to another team or competitor in the race. The craft shall be removed as soon as possible from the water's edge to avoid congestion and possible damage.
- (b) If a club enters more than one team in an event, each team shall be required to wear distinguishing numbers or letters marked on their arm, leg, or caps.

4.16.4 Judging

Judges shall be placed to observe the conduct of the event and determine competitors' place at the finish.

Competitors must cross the finish line on their feet in an upright position. The finish is judged on the competitor's chest crossing the finish line.

4.16.5 Control of craft

Competitors may lose control of or contact with the surf ski or paddle on the way out, provided they regain the surf ski (and paddle) and round the last course buoy in contact with the craft and complete the course.

Competitors must paddle their surf skis around the last course buoy and shall not be disqualified if they lose control of or contact with their craft (or paddle) after the last course buoy on the return.

4.16.6 Masters Ski Relay Course and Procedure Variation

- (a) The Ski course buoys for the Masters Ski Relay shall be as per the Oceanman/Oceanwoman Relay Ski leg. Competitors must round all buoys in the water including the black and white and swimming buoys unless otherwise advised.
- (b) The two green/yellow turning flags are placed approximately 15m apart and either on the shoreline or at knee depth water (as appropriate and taking into account prevailing surf conditions so as to minimise the run distance).
- (d) The two green (or area coloured) finish flags are placed on the water's edge approximately 5m apart and approximately 5m from the second turning flag.

Note: All other conditions shall remain unaltered from the standard course.

4.16.7 Disqualifications

In addition to the *General Rules* in Section 2 and those outlined in 4.1 through 4.3, the following behaviour shall result in disqualification: Failure to complete the course as defined and described (DQ12).

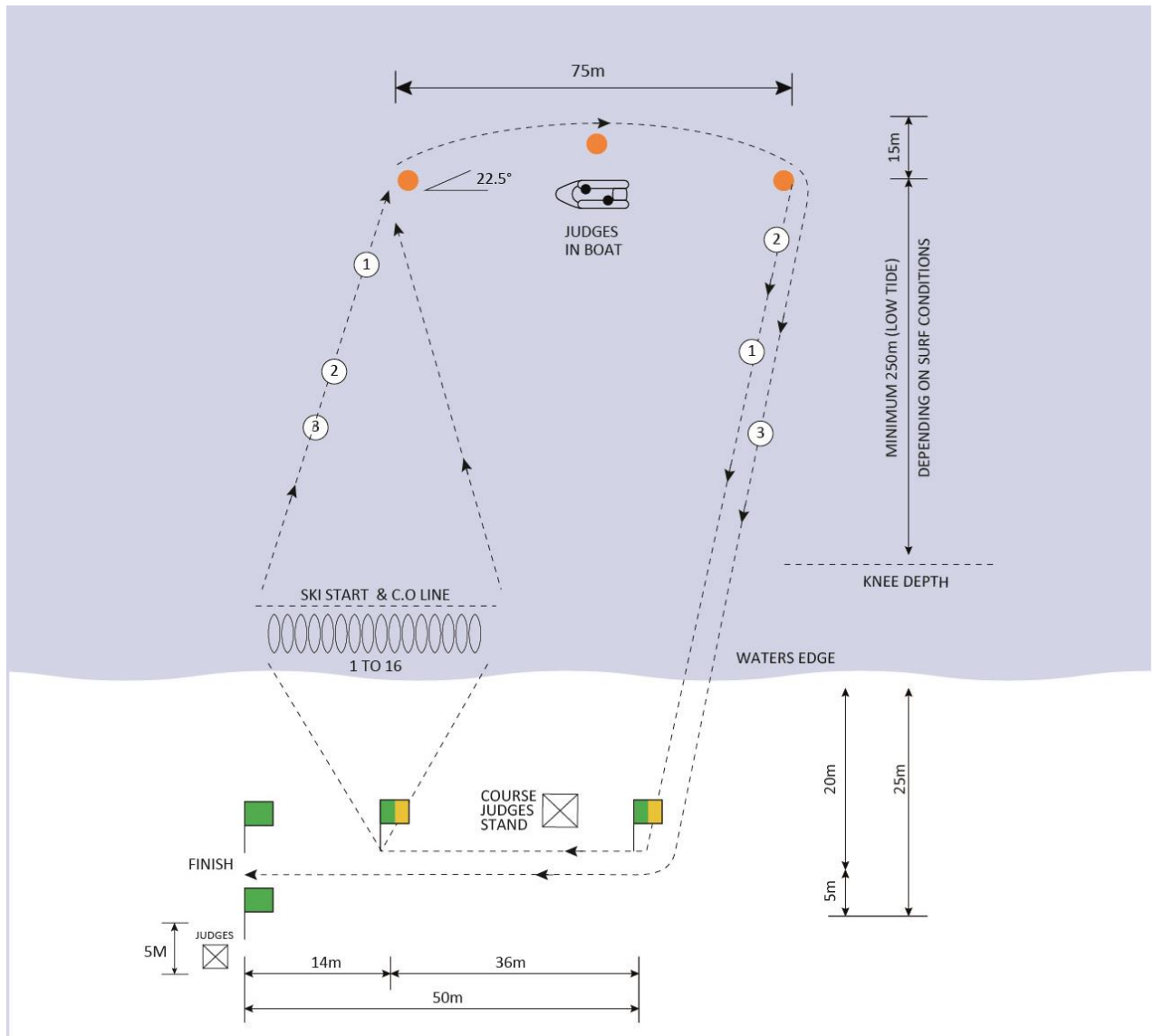


FIGURE 22: OPEN AND YOUTH SURF SKI RELAY

Note: the beach setup relative to the positioning of the buoys may be adjusted dependent on the sea conditions.

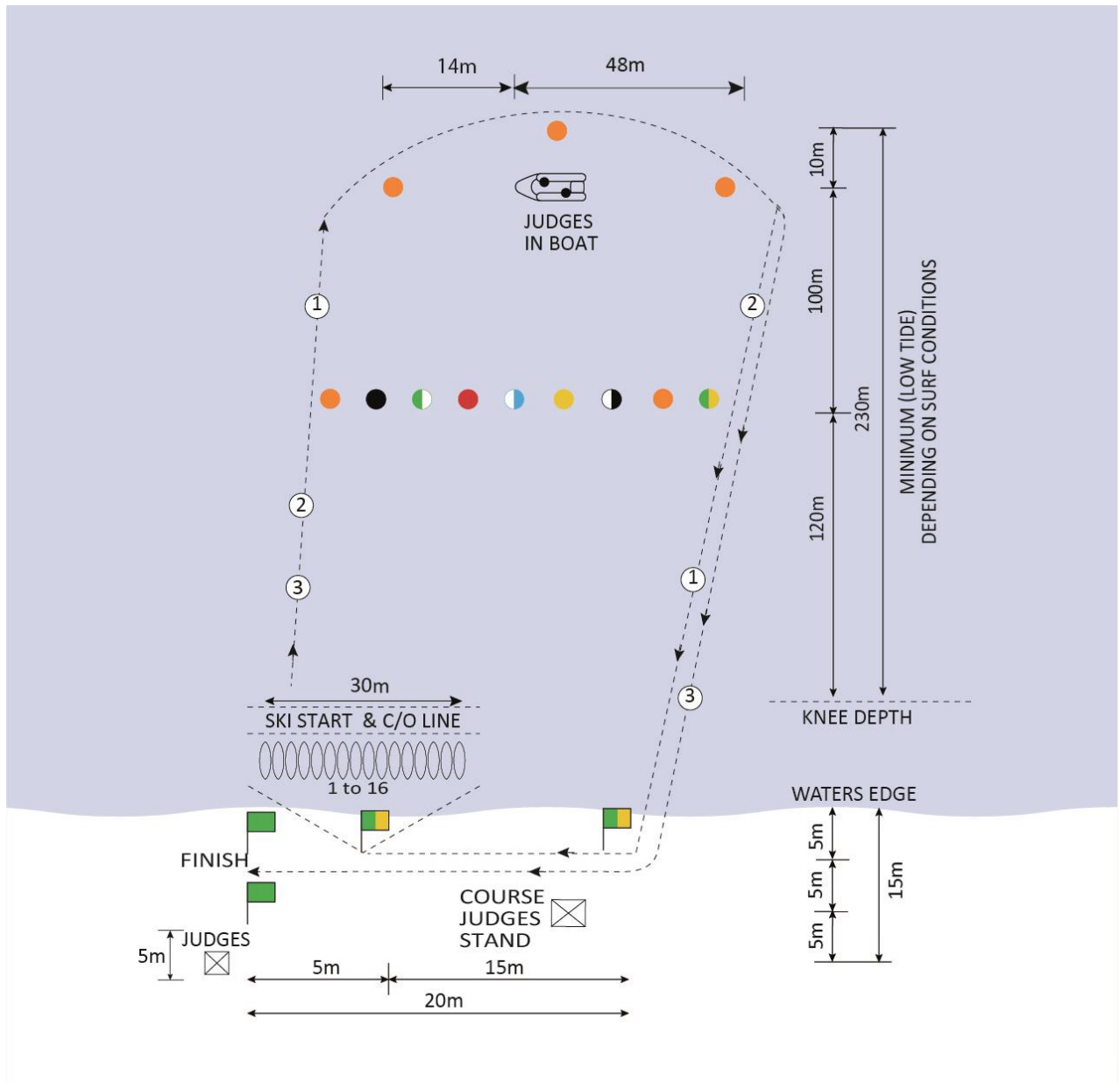


FIGURE 23: MASTERS SURF SKI RELAY

Note: the beach setup relative to the positioning of the buoys may be adjusted dependent on sea conditions

4.17 BOARD RACE

4.17.1 Event description

A surfboard is a craft propelled primarily by a competitor's hands and arms. Refer to the ILS Facility and Equipment Standards Section for details.

Competitors stand on or behind the start line on the beach with their boards 1.5m apart.

At the start signal, competitors enter the water, launch their boards, and paddle the course marked by buoys, return to the beach, and run to cross the finish line.

Competitors are not permitted to hold or otherwise interfere with other competitors' boards or deliberately impede their progress.

4.17.2 The course

The course layout shall be as detailed in the following Board Race diagram.

To ensure fair starts and finishes, alignment of the start line and finish line to the buoys may be altered at the discretion of the Chief Referee, depending on the prevailing sea conditions.

Buoys: Three **black and white (or area coloured)** buoys and equal in size to a 50-litre drum shall be used: two "turning buoys" shall be placed approximately 75m apart, and a minimum 250m distance (same for Masters) from knee-depth water at low tide mark. The third "apex" buoy shall be placed midway and approximately 15m seaward from the turning buoys thus forming an arc with them.

The start line, depicted by a bright coloured cord, shall be situated on the beach approximately 5m from the water's edge. It shall be 30m in length and marked by two poles at either end. The middle of the start line should be aligned with the first turning buoy, but may be altered at the discretion of the Chief Referee depending on the prevailing conditions to allow all competitors a fair passage around the first buoy.

The finish line shall be between **two black and white (or area coloured)** flags situated on the beach approximately 15m from the water's edge. It shall be 20m in length and marked at each end by a flag on a 4 m pole.

The middle of the finish line should be aligned with the third turning buoy, but this may be altered by the Chief Referee depending on the prevailing sea conditions.

4.17.3 Equipment

Boards: See Section 8 –*Facility and Equipment Standards and Scrutineering Procedures*. The use of a replacement board is permitted provided that the competitor recommences the race from the start line. Replacement boards may be brought to the start line by fellow team members providing they do not cause any interference to other competitors.

4.17.4 Judging

The finish is judged on the competitor's chest crossing the finish line. Competitors must finish on their feet in an upright position while in control of the board.

4.17.5 Control of Craft

Competitors may lose contact with or control of their board without necessarily being disqualified. To complete the race, competitors must have (or have regained) their board and cross the finish line from the seaward side while maintaining contact with their craft.

4.17.6 Disqualification

In addition to the *General Rules* in Section 2 and those outlined in 4.1 through 4.3, the following behaviour shall result in disqualification: Failure to complete the course as defined and described (DQ12).

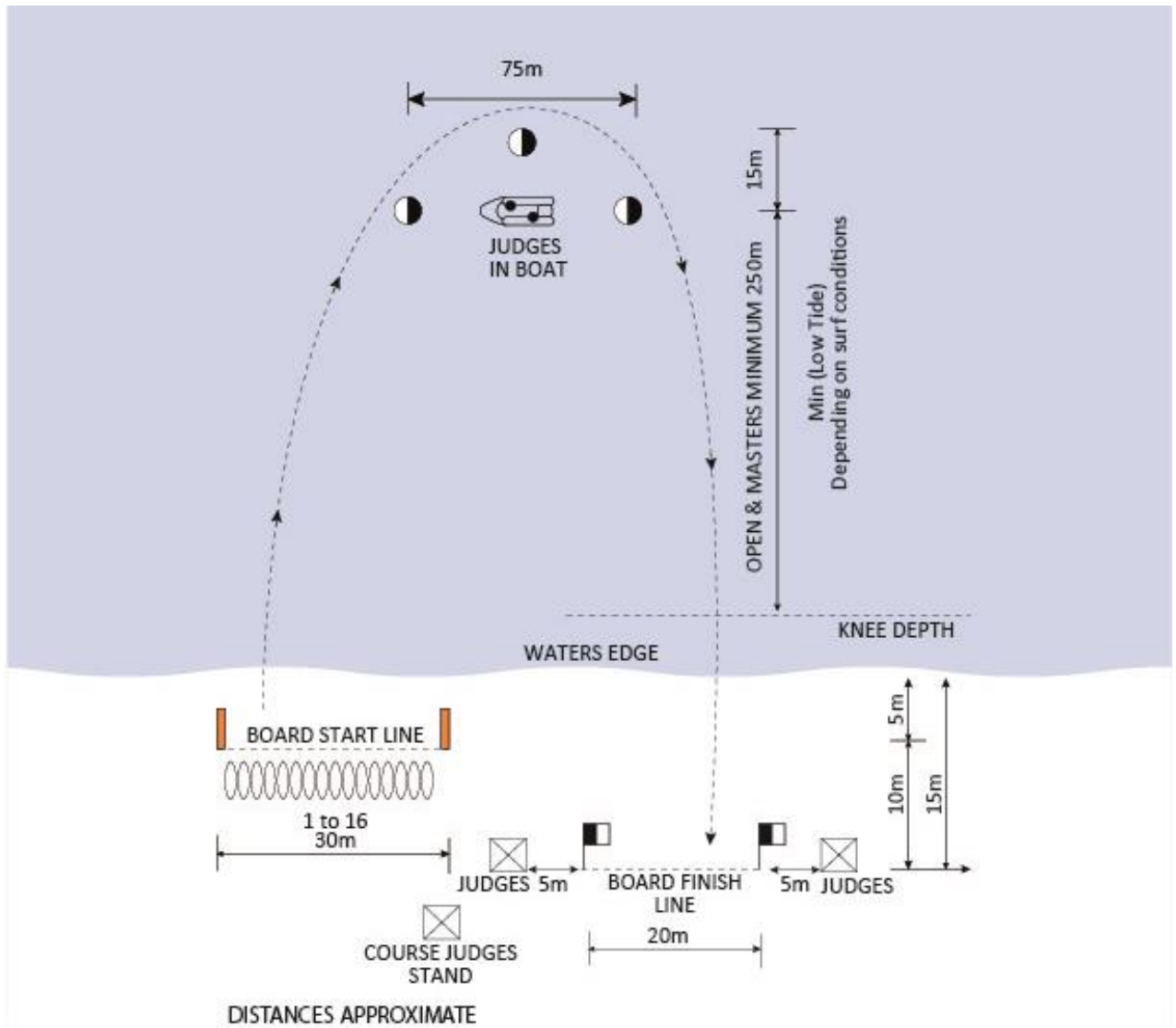


FIGURE 26: BOARD RACE

Note: the beach setup relative to the positioning of the buoys may be adjusted dependent on the sea conditions.

4.18 BOARD RELAY

4.18.1 Event description

The Board Relay event shall be conducted under the general rules of the Board Race event. Teams shall consist of three competitors, who may use the same craft.

First competitor. The first competitors shall be started as in the Board Race and complete the course marked by the buoys. Competitors may then leave their board (anywhere after rounding the buoys), round the two green and yellow flags, and tags with the second competitor on the designated board changeover line.

The second competitor. The second competitor completes the same course, rounds the two turning flags, and tags with the third competitor on the designated board changeover line.

The third competitor. The third competitor completes the same course, rounds one turning flag, passes the other on the shoreward side, to finish between the two **green (or area coloured)** finish flags.

The second and third competitors in the board relay event shall be positioned with their feet on, or shoreward of, the changeover line. The second and third competitors do not need to cross the board start line to enter the water after being tagged.

Competitors in the board relay events must commence their leg of the event from the correct allotted position.

The first and third competitor in each team commence from the team's drawn starting position. However, the drawn starting position is reversed for the second competitor in each team. For example, in a 16-team race in which a team has drawn position 1: the first competitor commences from position 1; the second competitor commences from position 16; the third competitor commences from position 1.

1 st & 3 rd competitor's starting position	1	2	3	4	5	6	7	816
2 nd competitor's starting position	16	15	14	13	12	11	10	91

Competitors are not permitted hold or otherwise interfere with other competitors' boards or deliberately impede their progress.

4.18.2 The course

The course layout shall be as detailed for the Board Relay Race and shown in the following diagram.

To ensure fair starts and finishes, alignment of the start line and finish line to the buoys may be altered at the discretion of the Chief Referee, depending on the prevailing sea conditions.

4.18.3 Equipment

Boards: See Section 8 – Facility and Equipment Standards and Scrutineering Procedures.

- (a) The use of a replacement board is permitted provided that the competitor recommences the race from the start line. Replacement boards may be brought to the start line by fellow team members providing they do not cause any interference to other competitors.
- (b) Members of the team or other members authorised by the Chief Referee shall ensure that any craft used by any of the other team members does not cause any interference to another team or competitor in the race. Boards shall be removed as soon as possible from the water's edge to avoid congestion and possible damage.
- (c) If a club enters more than one team in an event, each team shall be required to wear distinguishing numbers or letters marked on their arm, leg, or caps.

4.18.4 Judging

The finish is judged on the competitor's chest crossing the finish line. Competitors must finish on their feet in an upright position.

4.18.5 Control of craft

Competitors may lose contact with or control of the board on the way out, provided they regain the board and round the last course buoy in contact with the board and complete the course.

Competitors must paddle their board around the last course buoy and shall not be disqualified if they lose contact with or control of their board after the last course buoy on the return.

4.18.6 Masters Board Relay Course and Procedure Variation

- (a) The Board course buoys for the Masters Board Relay shall be as per the Oceanman/Oceanwoman Relay Board leg.
- (b) The two green/yellow turning flags are placed approximately 15metres apart and either on the shoreline or at knee depth water (as appropriate and taking into account prevailing surf conditions so as to minimise the run distance).
- (d) The two green (or area coloured) finish flags are placed on the water's edge approximately 5metres apart and approximately 5metres from the second turning flag.

Note: All other conditions shall remain unaltered from the standard course.

4.18.7 Disqualification

In addition to the *General Rules* in Section 2 and those outlined in 4.1 through 4.3, the following behaviour shall result in disqualification: Failure to complete the course as defined and described (DQ12).

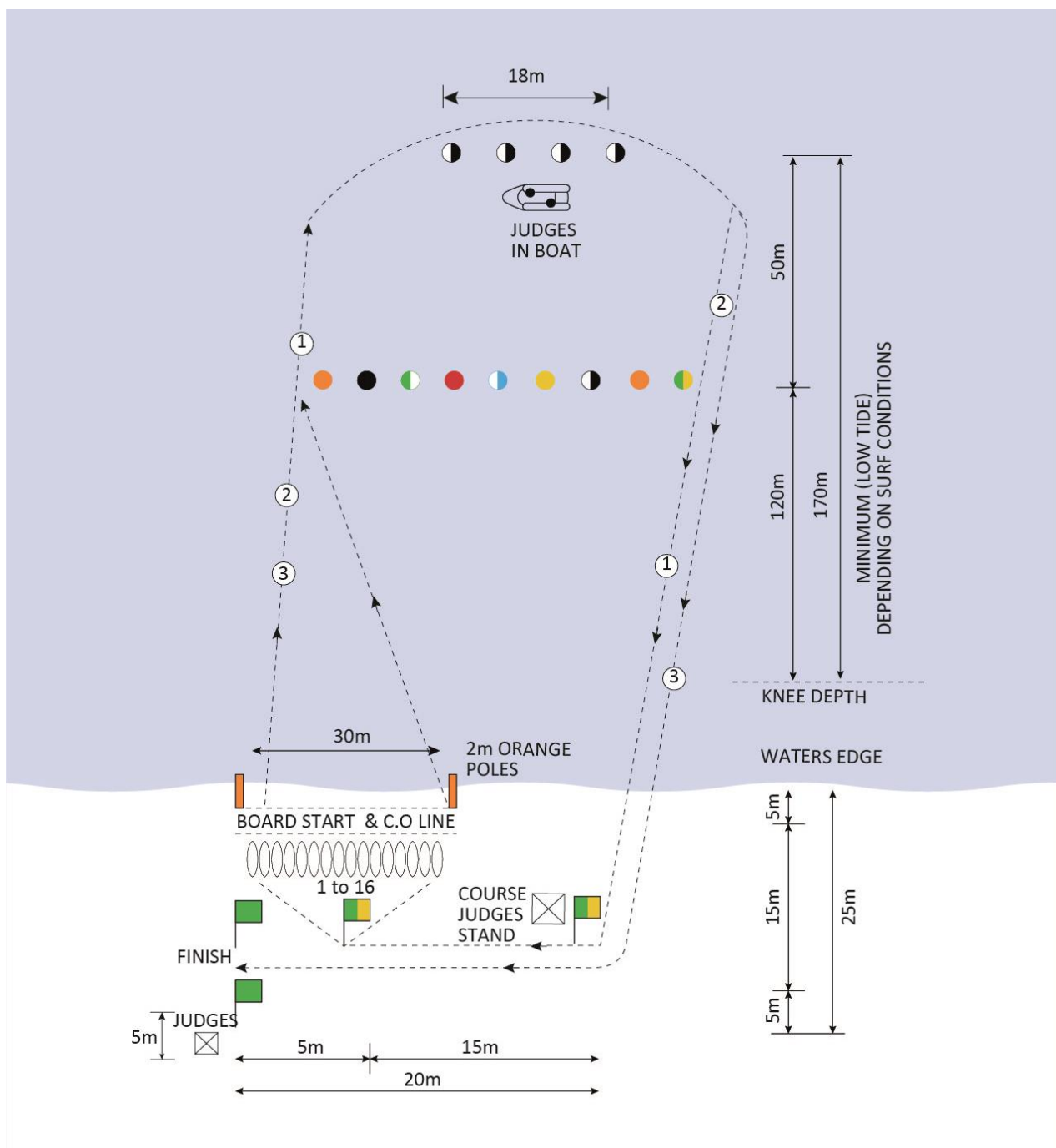


FIGURE 28: MASTERS BOARD RELAY RACE

Note 1: The beach set up relative to the positioning of the buoys may be adjusted dependent on the surf conditions.

Note 2: Masters competitors must round all swim and board buoys to complete the course.

4.19 BOARD RESCUE

4.19.1 Event description

In this event, one member of the team swims approximately 120m to a designated buoy, signals, and waits to be picked up by the second member of the team on a board. They both paddle to shore and cross the finish line on the beach in contact with the board.

- (a) Both competitors must start from the correct allotted position i.e. the start/finish line. Competitors swimming to and signalling from the wrong buoy shall be disqualified.
- (b) **First competitor.** From the allotted position on the start line on the beach, and on the start signal, the victim enters the water, swims to touch the allotted swimming buoy, signalling arrival by raising the other arm to a vertical position while in contact with the buoy. The victim then waits in the water on the seaward side of the buoy.

Note 1: The buoy is defined as the buoy only and does not include any attaching ropes and/or straps. Competitors must visibly touch the buoy above the water line before signalling their arrival at the buoy.

Note 2: Competitors may touch buoys and buoy ropes but are not permitted to use buoy ropes to drag themselves along the course to reach their allotted buoy.

- (c) The Chief Referee may determine an acceptable alternative method of clearly signalling the victim has touched the buoy.
- (d) **Second competitor.** On the victim's arrival signal, and from the allotted position, the board rescuer crosses the start line, enters the water and paddles to the victim on the seaward side of the allotted buoy. The victim must make contact with the board on the seaward side of the buoy. The board must round the buoy clockwise (right hand in) before proceeding to shore with the victim. The board may extend into the shoreward side of the buoy during victim pick-up.
- (e) The victim may place themselves on the front or rear of the board. The victim may assist by paddling the board on the return to shore.
- (f) The finish is judged on the chest of the first competitor of each team to cross the finish line marked by green (or area coloured) flags on their feet in an upright position, with both rescuer and victim in contact with the board.
Note: Both competitors are required to cross the finish line on their feet to correctly complete the course.
- (g) The board rescuer may not start before the victim signals arrival. The board rescuer may cross the start/finish line for any reason and will not be disqualified provided he or she then resumes the correct start position to await the victim's arrival signal.
- (h) Competitors are not permitted to hold or otherwise interfere with other competitors' boards or deliberately impede their progress.

4.19.2 The course

The course layout shall be as detailed in the following diagram.

The boards must be paddled around the allotted buoys clockwise (right side in) unless otherwise advised by the Chief Referee prior to the event.

4.19.3 Equipment

Boards: See Section 8– Facility and Equipment Standards and Scrutineering Procedures.

4.19.4 Judging

Judges shall be placed to observe the conduct of the event and to determine competitors' place at the finish.

4.19.5 Control of victim or board

Rescuers and victims may lose contact with the board on the return journey, but both must be in contact with the board when crossing the finish line.

4.19.6 Victim pick-up

While it is not required that the entire board be on the seaward side of the allotted buoy, the victim must make contact with the board on the seaward side.

4.19.7 Disqualification

In addition to the *General Rules* in Section 2 and those outlined in 4.1 through 4.3, the following behaviour shall result in disqualification: Failure to complete the course as defined and described (DQ12).

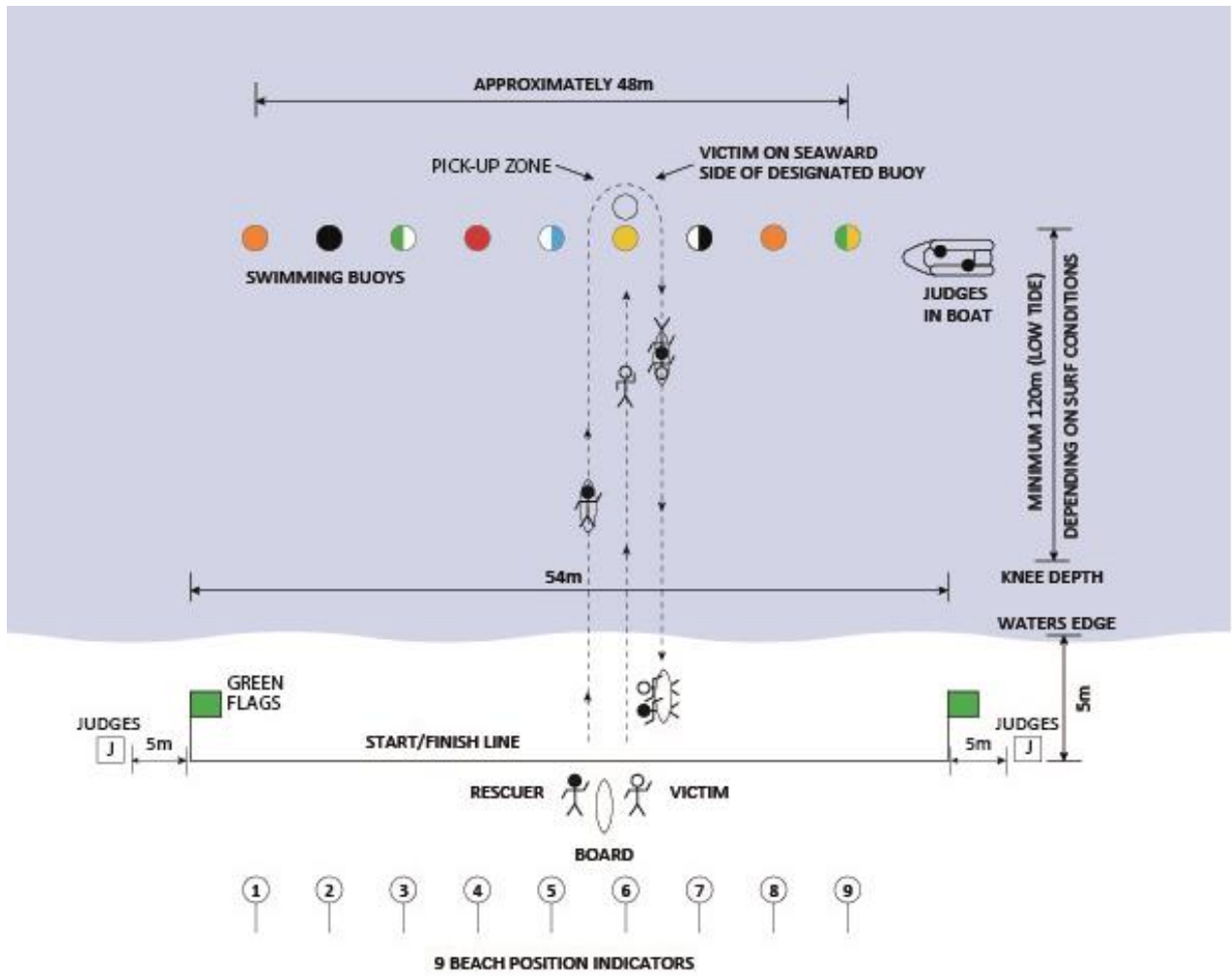


FIGURE 29: BOARD RESCUE

Note: the beach setup relative to the positioning of the buoys may be adjusted dependent on the sea conditions.

4.20 OCEANMAN/OCEANWOMAN

4.20.1 Event description

Competitors cover a 1.4 km (approx.) course that includes a swim leg, a board leg, a surf ski leg, and a beach sprint finish.

Except for the differences noted in this section, the conditions of racing of each leg are as generally required for the individual conditions of that discipline including the rules governing the component disciplines.

The sequence of legs shall be determined by draw at the commencement of each competition. The same ballot shall determine the order of legs for the Oceanman/Oceanwoman Relay.

If the surf ski leg is first, competitors will start with a typical in-water start.

Starting positions: Competitors must start the race from their allotted beach position.

Competitors must commence craft legs from the correct allotted beach positions. The starting positions are reversed for the board and surf ski legs. For example, in a 16-competitor race in which a competitor has drawn position 1: the competitor commences the initial craft leg from position 1 but commences the other craft leg from position 16.

Competitor's 1 st craft leg starting position	1	2	3	4	5	6	7	816
Competitor's 2 nd craft leg starting position	16	15	14	13	12	11	10	91

Handler: A member of the competitor's team assists the competitor. With the Chief Referee's approval, a non-team member may act as a handler, provided they are registered in the competition in some capacity.

Handlers shall:

- (a) Wear a competition cap.
- (b) Wear a distinctive high-visibility vest as required by competition organizers if entering the water beyond knee depth.
- (c) Hold the surf ski in a floating position as per the diagram or as directed by officials.
- (d) Make every effort to ensure that they and the equipment they are handling do not impede other competitors (otherwise disqualification of the competitor may result).
- (e) Comply with all instructions of the officials.

4.20.2 The course

Buoys shall be laid out for the swim, board, and surf ski legs as indicated in the following diagram.

To ensure fair starts and finishes, alignment of the start line and finish line to the buoys may be altered at the discretion of the Chief Referee, depending on the prevailing sea conditions.

Buoy distances: Swimming buoys shall be positioned at a minimum of 120m from knee-depth water at low tide mark.

The board leg buoys and surf ski leg buoys shall be positioned approximately 50m and 100m respectively behind the swimming buoys. The board leg buoys should be approximately 17 m apart and the surf ski buoys approximately 50m apart, with the surf ski "apex" buoy a further 10m to seaward.

Flag layout: Two **green and yellow** flags located approximately 20m from the water's edge designate beach turning marks. One shall be positioned in line with swim buoy number 2, the other in line with the swim buoy number 8.

Two **green (or area coloured)** flags 5m apart mark the finish line. They are positioned at right angles to the water's edge and approximately 50m from the first turning flag.

Start and changeover line: The start and changeover line shall be approximately 30m in length, centred on the swimming buoy number 1 approximately 5m from the water's edge, and marked by a 2 m high pole at either end.

The start and changeover line serves as a start line if the board or swim leg is first. It serves as a board placement line for the board leg. Competitors are not required to cross the start and changeover line after the race has commenced.

Board course: The board leg is conducted from the start and changeover line to pass swim buoy 1 on the outside; round the board course buoys; return to the beach passing swim buoy 9 on the outside; and round the two turning flags.

Surf ski course: The surf ski leg is conducted with the skis starting from the surf ski floating position as per the diagram, around three surf ski course buoys, return to the beach and around the two turning flags. Competitors must pass on the outside of all buoys. Competitors shall not cut through the swim course or board course buoys.

Swim course: The swim leg is conducted from the start and changeover line, around the swimming buoys, return to the beach and around the two turning flags.

Run leg course and finish: The race shall be concluded when a competitor completes all legs. To finish, a competitor rounds one turning flag, passes the other flag on the shoreward side, and finishes between the two finish flags.

Note: Competitors round the turning flags in the same direction as the buoys for each leg of the course.

Masters: If the Masters Oceanman/Oceanwoman swim course would exceed 120m because of prevailing surf conditions, two single buoys, laid a minimum of 10m apart at the 120m mark may be used. In such circumstances, the standard swim course will be used for the board leg and for the first and third turning buoys of the surf ski leg. An apex buoy placed 10m beyond the swim buoys will complete the surf ski course.

4.20.3 Masters Oceanman/Oceanwoman Variation

- (a) The Masters Oceanman/Oceanwoman is as per the standard Oceanman/Oceanwoman event except that the two green/yellow turning flags are placed approximately 15metres apart and either on the shoreline or at knee depth water (as appropriate and taking into account prevailing surf conditions so as to minimise the run distance). The two green (or area coloured) finish flags are placed on the water's edge approximately 5metres apart and approximately 5metres from the second turning flag. If the first leg is the swim or board, the event starts at the water's edge. For the second and third leg handlers may hold the craft (as appropriate) in the water for the competitor pick up.

Note: All other conditions shall remain unaltered from the standard course.

4.20.4 Equipment

Surf skis, paddles, boards: See Section 8 – Facility and Equipment Standards and Scrutineering Procedures.

- (a) **Changing of damaged craft:** A board or surf ski shall not be changed during a section of the race unless it is damaged or becomes unseaworthy. Team members/handler shall be permitted to assist in replacing the damaged craft, but only to the extent of placing other craft at the start and changeover line.
- (b) **Paddles:** A lost or damaged paddle may be replaced only after the competitor returns to the start and changeover line.
- (c) **Equipment removal:** To assist with the safe conduct of the event, team members and/or handlers may remove damaged or abandoned equipment from the course during the race provided the progress of other competitors is not obstructed.

4.20.5 Judging

Judges shall be placed to observe the conduct of the event and to determine competitors' place at the finish.

Competitors must finish on their feet in an upright position. The finish is judged on the competitor's chest crossing the finish line.

4.20.6 Contact with craft

Competitors must be in contact with the surf ski or board up to and including the last course buoy. Competitors shall not be disqualified if they lose contact with the craft on the return journey from the buoys. Competitors may lose contact on the way out without penalty provided they regain the craft and round the last turning buoy of each leg in contact with the craft and complete the course.

4.20.7 Disqualification

In addition to the *General Rules* in Section 2 and those outlined in 4.1 through 4.3, the following behaviour shall result in disqualification: Failure to complete the course as defined and described (DQ12).

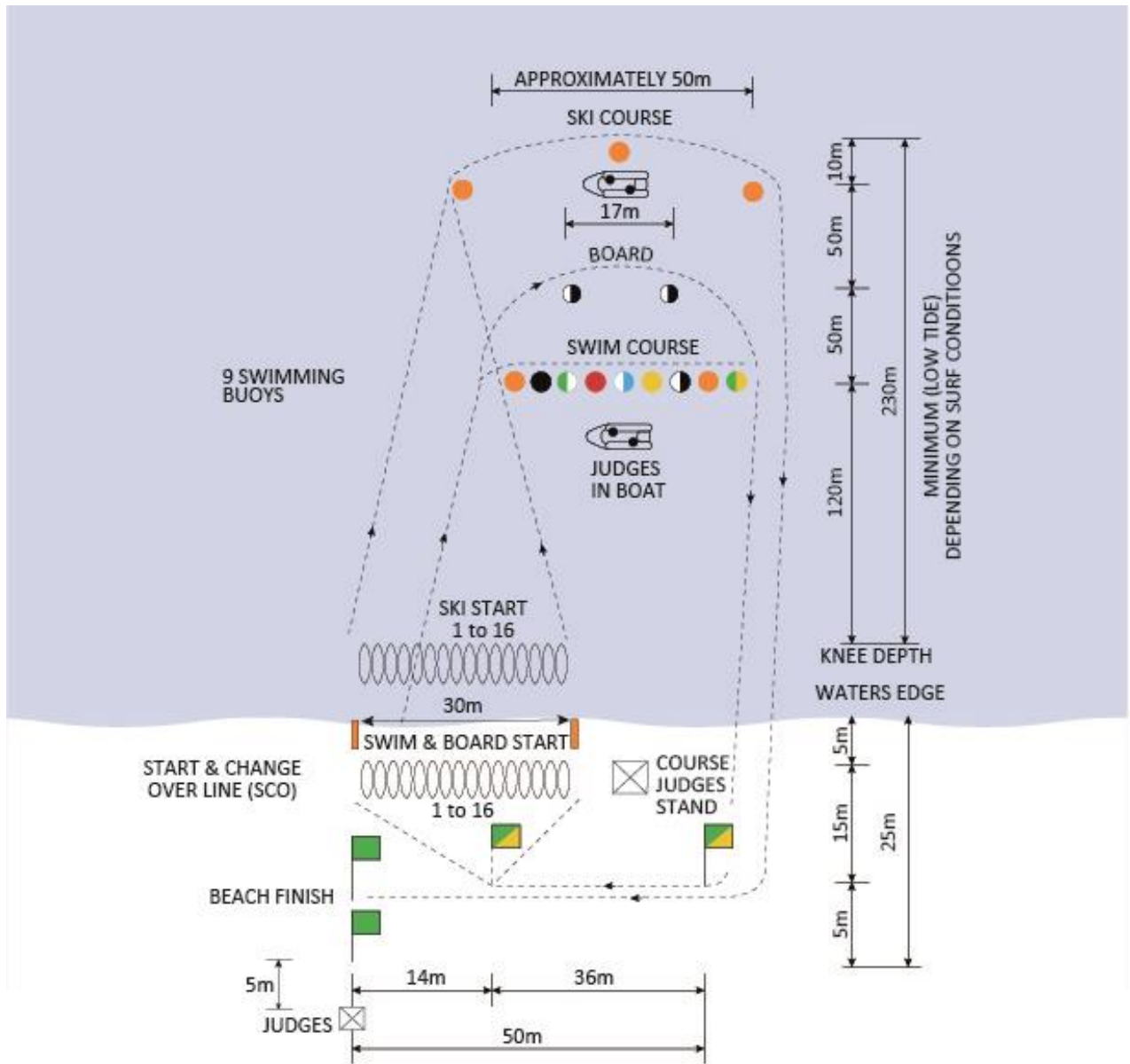


FIGURE 24: OPEN AND YOUTH OCEANMAN/OCEANWOMAN AND OCEANMAN/OCEANWOMAN RELAY

Note: the beach setup relative to the positioning of the buoys may be adjusted dependent on the sea conditions.

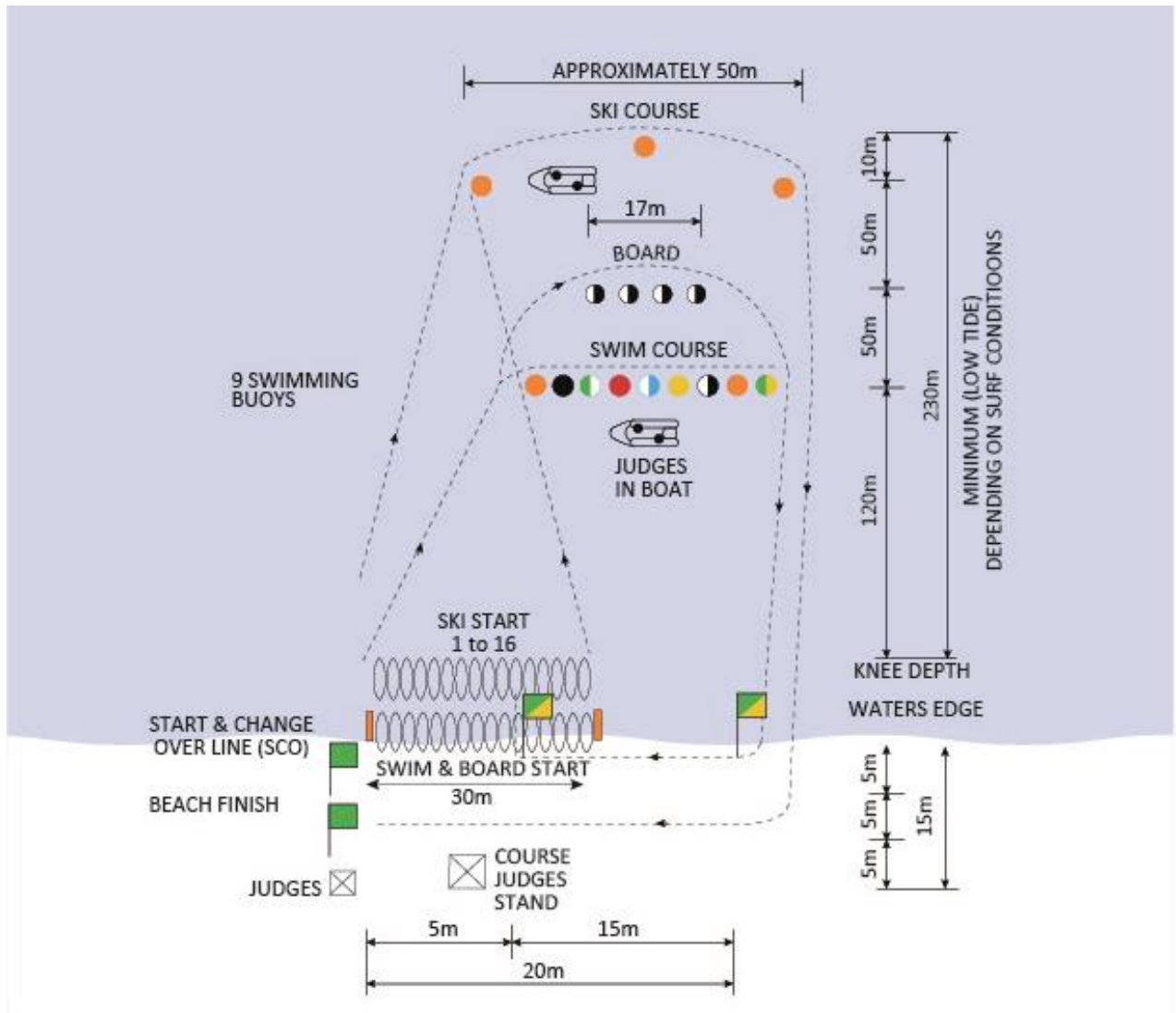


FIGURE 25: MASTERS OCEANMAN/OCEANWOMAN AND OCEANMAN/OCEANWOMAN RELAY

Note: the beach setup relative to the positioning of the buoys may be adjusted dependent on the sea conditions.

4.21 OCEAN M

4.21.1 Event description

Competitors cover a 1.64 km (approx.) in-water course that includes a swim leg, a board leg, a surf ski leg, and a beach sprint finish.

Except for the differences noted in this section, the conditions of racing of each leg are as generally required for the individual conditions of that discipline including the rules governing the component disciplines.

The sequence of legs shall be swim, board and ski.

Starting positions: Competitors must commence the swim leg from their drawn position of the start line and the board leg. The starting positions are reversed after the board leg for the surf ski leg i.e. in a 24-competitor race in which a competitor has drawn position 1: the competitor commences the swim and board legs from position 1 but commences the ski leg from position 24.

Competitor's Swim leg starting position	1	2	3	4	5	6	7	824
Competitor's Board leg starting position	1	2	3	4	5	6	7	824
Competitor's Ski Leg starting position	24	23	22	21	20	19	18	171

Craft Management/Handling:

Personal Handlers: A member of the competitor's team may assist the competitor with craft management. With the Chief Referee's approval, non-team members may act as handlers, provided they are registered in the competition in some capacity.

Personal Handlers shall:

- (a) Wear a competition cap.
- (b) Wear a distinctive high-visibility vest as required by competition organizers if entering the water beyond knee depth.
- (c) Place craft as per the diagram or as directed by officials.
- (d) Make every effort to ensure that they and the equipment they are handling do not impede other competitors (otherwise disqualification of the competitor may result).
- (e) Comply with all instructions of the officials.

Major Events: At some competitions (such as Olympic type promotional events) handlers shall not be permitted into the competition arena. In such circumstances competitors or skilled officials (as nominated by Event Organisers) shall place boards at the start/changeover line in drawn order and the skis (and paddles) placed behind the boards in drawn (reverse) order. There will be an approximate one metre space between each board and each ski so that competitors are not impeded by craft. Following competitor use the equipment will then be managed in the arena by the designated officials.

4.21.2 The course

Buoys shall be laid out for the swim, board, and surf ski legs as indicated in the following diagram.

To ensure fair starts and finishes, alignment of the start line and finish line to the buoys may be altered at the discretion of the Chief Referee, depending on the prevailing sea conditions.

To encourage spectator, public, media and sponsor interest special audio and visuals may also be utilised including changeover and finish arches, large in-water turning buoys, special on-beach turning markers/flags and on-beach grandstands.

Buoy distances: The swimming buoys shall be positioned approximately 90m from the water's edge and 50m apart.

The board leg buoys and surf ski leg buoys shall be positioned approximately 50m and 100m respectively behind the swimming buoys. The board leg buoys should be approximately 55m apart and the surf ski buoys approximately 60m apart, with the surf ski buoys having an additional small marker buoy placed approximately 1 m to the return side of each of the ski buoys to assist with ski turns.

Markers: A large turning marker (or two flags approximately one metre apart) is to be placed in the centre of the beach at approximately knee depth water to designate beach turning point at the half way of each leg of the race. In the event that there is no shallow water the marker shall be placed at the water's edge.

Two further beach markers approximately 35m apart are to be placed on the beach directly behind the turning markers to form a semi-circular run track to the finish/change line.

Finish/Change line: The finish/change line is designated by a finish arch or twin flags placed 5m apart and in the centre of the arena and approximately 20m (tide dependent) from the water's edge. If a finish arch is erected the judging line shall be delineated by two flags on the incoming side of the arch.

Note: For the Ocean M Lifesaver Relay event the finish/change line shall also be the changeover line for team members in the event.

Start line: The start line shall be approximately 30m in length, centred on the swimming buoy number 1 approximately 10m from the water's edge, and may be marked by poles at either end.

Other than the initial starting swim leg competitors are not required to cross through the start line for the board and ski legs of the event.

Note: Boards and Skis are to be placed where directed prior to the commencement of the race.

Swim course: The swim leg is conducted from the start line, around the first swimming buoy from left to right, return to the beach to round the turning marker(s) from right to left, then proceed around the second swimming buoy from left to right and return to the beach, past the first beach marker, through the finish/change arch and past the second beach marker to commence the board leg.

Board course: The board leg is conducted from the pick-up of the board on the beach, past swim buoy 1 on the outside (i.e. the paddler stays to the left of the swim buoy 1) and around the first board buoy from left to right, return to the beach passing swim buoy 1 on the outside (i.e. the paddler stays to the left of the swim buoy 1). The turning marker is then rounded from right to left, and the board is paddled past swim buoy 2 on the outside (i.e. the paddler stays to the left of the swim buoy 2) and around the second board buoy from left to right, return to the beach passing swim buoy 2 on the outside (i.e. the paddler stays to the left of the swim buoy 2) to return to the beach, past the first beach marker, through the finish/change arch and past the second beach marker to commence the ski leg.

Surf ski course: The ski leg is conducted from the pick-up of the ski on the beach, past swim and board buoys 1 on the outside (i.e. the paddler stays to the left of the swim and board buoys 1) and around the first ski buoy (and the marker buoy) from left to right, return to the beach passing the board and swim buoys 1 on the outside (i.e. the paddler stays to the left of the swim and board buoys 1). The turning marker is then rounded from right to left and the ski is paddled past the swim and board buoys 2 on the outside (i.e. the paddler stays to the left of the swim and board buoys 2) and around the second ski buoy (and marker buoy) from left to right, passing board and swim buoys 2 on the outside (i.e. the paddler stays to the left of the swim and board buoys 1) to return to the beach, past the first beach marker and through the finish line and arch to complete the race.

Run leg course and finish: The race shall be concluded when a competitor completes all legs. To finish, a competitor must pass the first beach marker and through the finish at the finish arch (or through the two finish flags).

Note 1: Competitors round the turning flags in the same direction as the buoys for each leg of the course.

Note 2: If the swim buoy distance is to exceed 90m from the water's edge because of prevailing tide or surf or beach conditions, the Event Management Committee may decide to use the two board buoys for the swim. In such circumstances competitors shall not complete an M shape swim course but shall proceed around both board buoys without returning to the beach and then commence the "M" board leg.

Note 3: Should tide or surf or beach conditions make it impractical to set a suitable M shaped water course, the Event Management Committee may also alternatively decide to use the traditional Oceanman/Oceanwoman for the water legs of the event while retaining the on-beach course for the event.

4.21.3 Equipment

Surf skis, paddles, boards: See Section 8 – Facility and Equipment Standards and Scrutineering Procedures.

- (a) **Changing of damaged equipment.** A board, surf ski and/or paddle shall not be changed during a section of the race unless it is damaged or becomes unseaworthy. Team members/handler shall be permitted to assist in replacing the damaged craft, but only to the extent of placing other craft at edge of the competition arena where directed by the Chief Referee.
- (b) **Equipment removal:** To assist with the safe conduct of the event, team members and/or handlers may remove damaged or abandoned equipment from the course during the race provided the progress of other competitors is not obstructed.

4.21.4 Judging

Judges shall be placed to observe the conduct of the event and to determine competitors' place at the finish.

Competitors must finish on their feet in an upright position. The finish is judged on the competitor's chest crossing the finish line.

4.21.5 Contact with craft

Competitors must be in contact with the surf ski or board up to and including the last course buoy. Competitors shall not be disqualified if they lose contact with the craft on the return journey from the buoys. Competitors may lose contact on the way out without penalty provided they regain the craft and round the last turning buoy of each leg in contact with the craft and complete the course.

4.21.6 Disqualification

In addition to the *General Rules* in Section 2 and those outlined in 4.1 through 4.3, the following behaviour shall result in disqualification: Failure to complete the course as defined and described (DQ12).

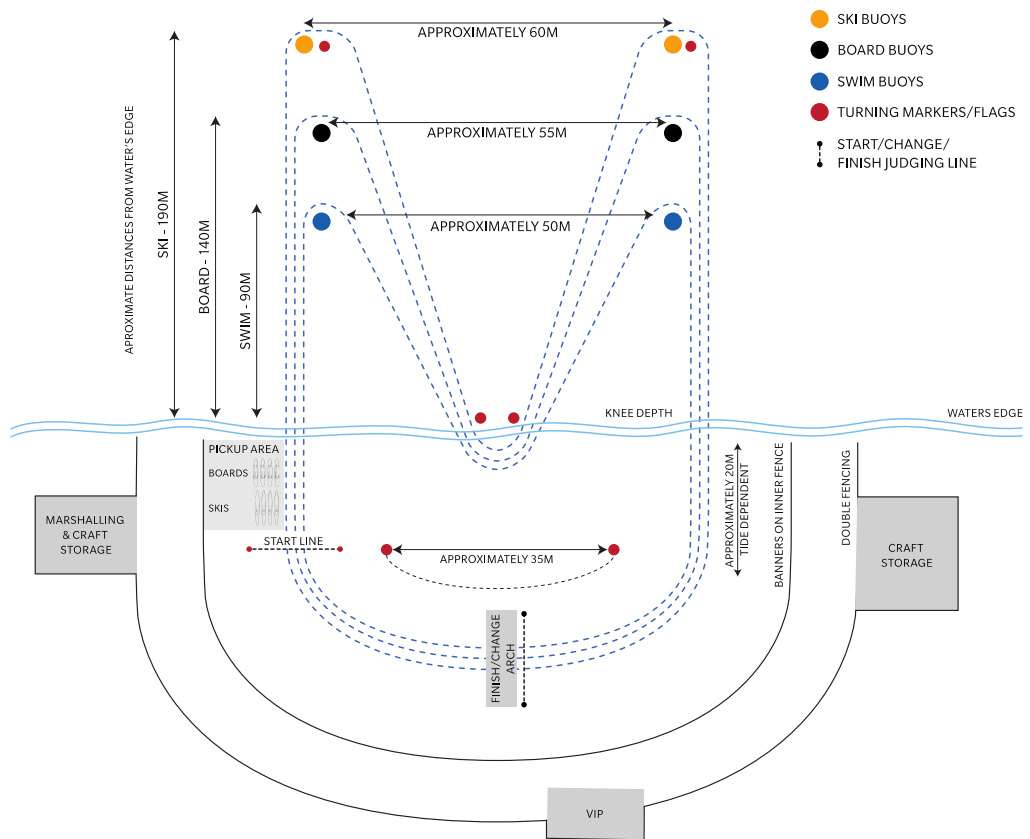


FIGURE 26: INDIVIDUAL OCEAN M COURSE

(Distances approximate only)

Note: the beach setup relative to the positioning of the buoys may be adjusted dependent on the sea conditions.

4.22 OCEANMAN/OCEANWOMAN ELIMINATOR VARIATION

4.22.1 Event Description

The Eliminator format is an alternate format to conduct the traditional Oceanman and Oceanwoman and the Ocean M Course events.

Qualification for the Elimination Event final is determined by heats and further rounds (where applicable) to arrive at a final of 20 competitors.

The final is conducted over three Eliminator races as follows:

- (a) Race 1 eliminating the last 8 athletes
- (b) Race 2 eliminating the last 6 athletes
- (c) Race 3 (FINAL) 6 remaining athletes

Note 1: In some circumstances it may be possible to have greater or less than 20 competitors in the first race of an Eliminator final. However, the second elimination race is to start with 12 competitors.

Note 2: Should there be less than 13 competitors starting the Referee shall advise the number of competitors to be eliminated in the first two races.

There will be 5minutes rest between each race with the time commencing from the race winner crossing the finish line. This time can be subject to the organiser's discretion based on conditions and advised prior to the Eliminator final commencing.

Rules for the Eliminator finals format shall be as per the traditional Oceanman/Oceanwoman or Ocean M as appropriate except where varied below:

- Final placing and point score points shall be dependent on point where a competitor is eliminated.
- Dependent on event promotion, are set up and/or conditions there may be longer or shorter courses and/or run legs for either format.

Note: When racing occurs at "flat-water" venues an alternate course may be considered particularly when the events are conducted at standalone competitions. In such circumstances the course shall be advised by way of entry circular and should include a course diagram and the approximate distances for each leg.

Competitors who fail to complete the course correctly (including missing a turning buoy or mark) shall be subject to the following:

- If an error occurs in the first race of the eliminator round then the competitor would be disqualified and allocated last place and any relevant points.
- If the error occurs in the second or third race of the eliminator then the competitor would be disqualified and allocated last place in that round. This is because the competitor has already qualified above those who have already been eliminated.

The event winner is the competitor who correctly finishes first in the third (final) elimination race irrespective of what qualifying place they achieved in the first two eliminator races.

4.22.2 Disqualification

In addition to the *General Rules* in Section 2 and those outlined in 4.1 through 4.3, the following behaviour shall result in disqualification: Failure to complete the course as defined and described (DQ12).

4.23 OCEANMAN/OCEANWOMAN RELAY

4.23.1 Event description

The Oceanman/Oceanwoman Relays are a variation of the individual Oceanman/Oceanwoman events.

Teams of four competitors (one swimmer, one board paddler, one surf ski paddler, and one runner) cover the course in a sequence of legs determined by draw at the start of each competition.

The run leg is always the final leg. If the surf ski leg is first, competitors shall start with a typical in-water start.

Masters: Teams of three competitors – one swimmer, one board paddler, one surf ski paddler. There is no running leg in Masters Oceanman/Oceanwoman Relay (refer also below for event procedure variation).

Except for the differences noted in this section, the conditions of racing of each leg are as generally required for the individual conditions of that discipline including the rules governing the component disciplines.

To ensure fair starts and finishes, alignment of the start line and finish line to the buoys may be altered at the discretion of the Chief Referee, depending on the prevailing sea conditions.

Competitors must commence their leg of the event from the correct allotted beach position.

Note: The second and third competitors do not need to cross the start/changeover line to enter the water after being tagged.

The starting positions are reversed for the board and surf ski legs. For example, in a 16-team race in which a team has drawn position 1: the initial craft leg is commenced from position 1 but the other craft leg is commenced from position 16.

1 st craft leg starting position	1	2	3	4	5	6	7	8	...16
2 nd craft leg starting position	16	15	14	13	12	11	10	9	...1

Note: If the swim leg is the second or third leg of the race, competitors are to commence their leg of the race from the same drawn position of their team in the leg immediately prior to the swim leg.

The following event description assumes the order to be: swim – board – surf ski – run. The course direction is clockwise.

Swim leg: From a beach start, swimmers enter the water, swim around the swimming course buoys and return to the beach, run around the two **green and yellow** turning flags to tag with the board paddlers who are waiting with their boards, feet on, or on the shoreward side of, the start/changeover line.

Board leg: Board paddlers enter the water with their boards; pass swim buoy 1 on the outside; round the board course buoys; return to the beach passing swim buoy 9 on the outside; round the two turning flags, and through the start/changeover line to tag with the surf ski paddlers, who are waiting with their surf skis and paddles in approximately knee depth water.

On their return, board paddlers may leave their boards at the water's edge.

Surf ski leg: Surf ski paddlers paddle around the surf ski course buoys and return to shore to tag the runners waiting at the water's edge or in the water.

Paddlers must pass on the outside of all buoys. Paddlers shall not cut through the swim course or board course buoys.

The location of the tag is at the discretion of the team provided it occurs after the last swim course buoy and before the first turning flag.

Run leg: Runners then round one turning flag, pass the other flag on the shoreward side, and continue to the finish between the **two green (or area coloured)** finish flags.

Note: It is permitted to tag the competitor anywhere from the shoreward side of the last turning buoy to the first turning flag on the beach. All tags must be performed above the water surface so that they are visible.

In addition, runners are permitted to enter the water to tag the incoming competitor and may wade, porpoise off the bottom, catch waves and or run to the turning flag but are not permitted to swim at any time (this includes taking any over arm action to either catch or stay on a wave).

4.23.2 Equipment

Surf ski, paddle, board: See Section 8 –Facility and Equipment Standards Scrutineering Procedures. Each team shall provide at least one board and one surf ski.

Team members shall place gear adjacent to the respective starting areas for the various craft.

Equipment removal: To assist with the safe conduct of the event, team members and/or handlers may remove damaged or abandoned equipment from the course during the race provided the progress of other competitors is not obstructed.

Handlers shall:

- (a) Wear a competition cap.
- (b) Wear a distinctive high-visibility vest as required by competition organizers if entering the water beyond knee depth.
- (c) Make every effort to ensure that they and the equipment they are handling do not impede other competitors (otherwise disqualification of the competitor may result).
- (d) Comply with all instructions of the officials.

Apparel: In the beach sprint course, shorts and shirts, which comply with team uniform requirements, may be worn at the competitors' discretion.

4.23.3 Judging

Judges shall be placed to observe the conduct of the event and to determine competitors' place at the finish.

Competitors must finish on their feet in an upright position. The finish is judged on the competitor's chest crossing the finish line.

4.23.4 Contact with craft

Competitors must be in contact with the surf ski or board up to and including the last course buoy. Competitors shall not be disqualified if they lose contact with the craft on the return journey from the buoys. Competitors may lose contact on the way out without penalty provided they regain the craft and round the last turning buoy of each leg in contact with the craft and complete the course.

4.23.5 Masters Oceanman/Oceanwoman Relay Procedure Variation

- (a) The Masters Oceanman/Oceanwoman relay is as per the standard Oceanman/Oceanwoman Relay event except that the two green/yellow turning flags are placed approximately 15metres apart and either on the shoreline or at knee depth water (as appropriate and taking into account prevailing surf conditions so as to minimise the run distance). The two green (or area coloured) finish flags are placed on the water's edge approximately 5metres apart and approximately 5metres from the second turning flag. If the first leg is the swim or board, the event starts at the water's edge. For the second and third legs swimmers and craft competitors (as appropriate) may commence in the water.

Note 1: Dependent on conditions Officials may direct the depth to which competitors may enter the water to await the tag from incoming competitors.

Note 2: All other conditions shall remain unaltered from the standard course.

4.23.6 Disqualification

In addition to the *General Rules* in Section 2 and those outlined in 4.1 through 4.3, the following behaviour shall result in disqualification: Failure to complete the course as defined and described (DQ12).

Refer to Figure 27 for the Open and Youth Oceanman/Woman Relay course diagram.
Refer to Figure 28 for the Masters Oceanman/Woman Relay course diagram.

4.24 OCEAN M LIFESAVER RELAY

4.24.1 Event description

The Ocean M Lifesaver Relay is a variation of the Ocean M event.

Except for the differences noted in this section, the conditions and rules are as per the Ocean M event.

Note: For Lifesaving World Championships each team shall consist of two males and two females. The first competitor is to complete the run leg, the second competitor the swim, the third the board, and the last competitor is to complete the ski leg and run to finish the event at the finish arch (or flags) on the beach. A single ballot shall be undertaken prior to the commencement of competition to determine each gender for the legs of the event.

4.24.2 The course

The course shall be as per the as indicated in the following diagram.

The event commences with a 500m run leg which shall be conducted from the start/change/finish line located at the finish arch to a point 125m across the beach, turning clockwise around two markers and returning to finish arch. The runner turns clockwise around two markers at the finish arch and then repeats the course and tags the swimmer who shall be waiting on the finish side of the start/change/finish line.

Note: Shoes may be worn at the discretion of the competitor in the run leg of the event.

The changeover tag between competitors in the Ocean M Lifesaver Relay shall take place in a zone between the finish arch side of the start/change/finish judging Line and a line approximately 5m to outgoing side of the finish arch. At the discretion of the team the outgoing competitor is to stand with their feet on start/change/finish judging line or be on the finish arch side of the start/change/finish judging line within the changeover zone. The tag must take place within this zone.

Note: The outgoing competitor's hand may extend into the incoming side of the start/changeover finish Line to effect the tag but the competitors feet must be on or within either end of the changeover zone at the time of the tag.

The race then continues as per the individual Ocean M except that the tags of the swimmer to board paddler to ski paddler are as described above.

The event shall be concluded when the ski paddler completes the ski leg and passes the first beach marker and through the start/change/finish judging line.

Note 1: If the swim buoy distance is to exceed 90m from the water's edge because of prevailing tide or surf or beach conditions, the Event Management Committee may decide to use the two board buoys for the swim. In such circumstances competitors shall not complete an M shape swim course but shall proceed around both board buoys without returning to the beach and then commence the "M" board leg.

Note 2: Should tide or surf or beach conditions make it impractical to set a suitable M shaped water course, the Event Management Committee may also alternatively decide to use the traditional Oceanman/Oceanwoman for the water legs of the event while retaining the on-beach course for the event.

4.24.3 Disqualification

In addition to the *General Rules* in Section 2 and those outlined in 4.1 through 4.3, the following behaviour shall result in disqualification: Failure to complete the course as defined and described (DQ12).

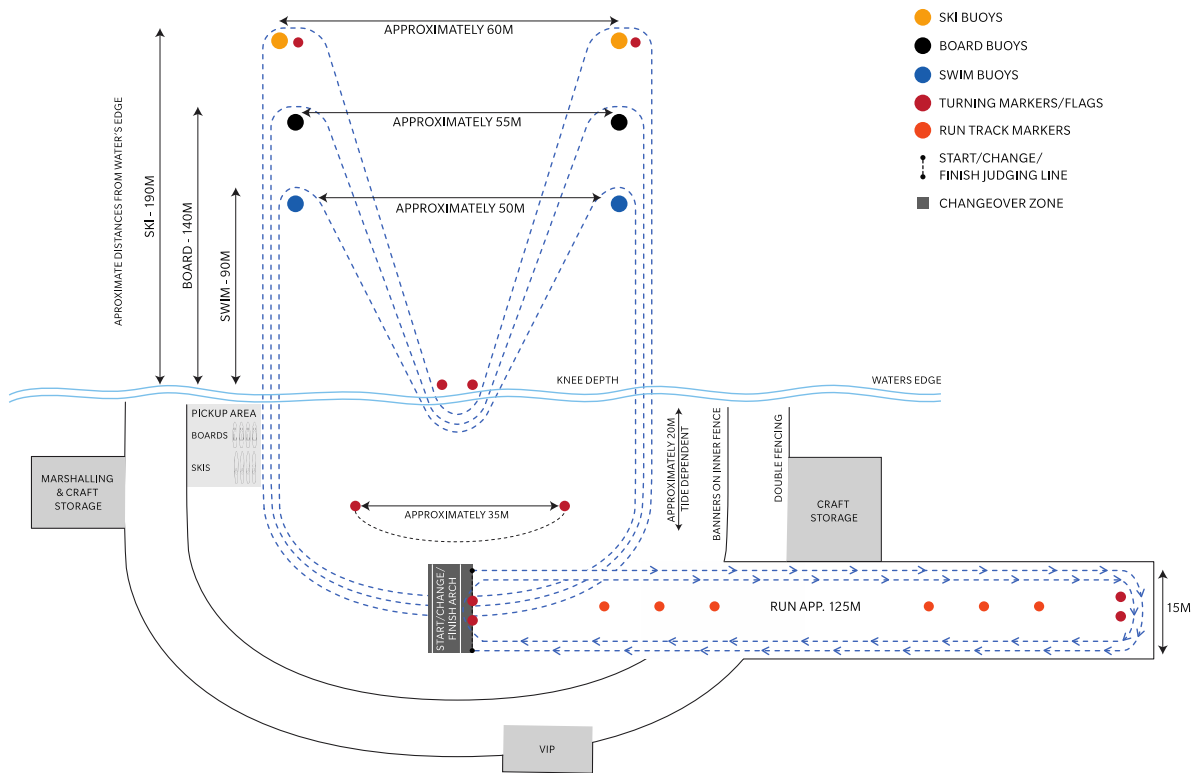


FIGURE 27: OCEAN M LIFESAVER RELAY COURSE

(Distances approximate only)


Note: the beach setup relative to the positioning of the buoys may be adjusted dependent on the sea conditions.

DISQUALIFICATION CODES FOR OCEAN EVENTS

Code and Disqualification	Events
1. Not competing in accordance with the general rules.	All events
2. A competitor or team may be disqualified if a competitor, team or handler is deemed to have competed unfairly. Examples of “competing unfairly” include: <ul style="list-style-type: none"> • committing a doping or doping-related infraction • impersonating another competitor • attempting to defeat the ballot or draw for events or positions • competing twice in the same individual event • competing twice in the same event in different teams • purposely interfering with a course to gain advantage • jostling or obstructing another competitor or handler so as to impede his or her progress • receiving physical or material outside assistance (other than verbal or other direction) • Participating contrary to the spirit of the competition (as described in the code of fair play) 	All events
3. Competitors may not be permitted to start in an event if they are late reporting to the marshalling area.	All events
4. A competitor or team absent from the start of an event shall be disqualified except for the A- or B-final.	All events
5. Activities that result in wilful damage to the venue sites, accommodation sites or the property of others will result in disqualification of the individuals involved from competition.	All events
6. Abuse of officials may result in disqualification from the competition.	All events
7. The first competitor or team to start (i.e., commence a starting motion) before the starting signal has been given shall be disqualified – except for Beach Flags in which the competitor(s) shall be eliminated.	All events
8. Failing to comply with the starter’s commands within a reasonable time.	All events
9. A competitor who, after the starter’s first command, disturbing others in the race through sound or otherwise may be disqualified (or eliminated in Beach Flags).	All events
10. Starting from a position other than the allotted position or lane.	All events
11. Picking up or blocking more than one baton – e.g., lying on a baton or covering a baton from sight.	Beach Flags
12. Failure to complete the event and/or course as defined and described.	All events

ILS COMPETITION RULE BOOK
2019 Edition
(Revised February 2020, January 2021, March 2021, March 2022)

SECTION 5
SIMULATED EMERGENCY
RESPONSE COMPETITION



SECTION 5 SIMULATED EMERGENCY RESPONSE COMPETITION

The Simulated Emergency Response Competition may be held in a variety of indoor and outdoor swimming pool or open water aquatic environments. The event may also be conducted in non aquatic environments.

The SERC tests the initiative, judgement, knowledge, and abilities of four lifesavers who, acting as a team – under the direction of a team leader – apply lifesaving skills in a simulated emergency situation unknown to them prior to the start. This competition is judged within a two-minute time limit.

All teams respond to the same scenario and are evaluated by the same Judges. Every effort will be made to ensure that the scenario is executed in the same manner for every team.

The Simulated Emergency Response Competition shall be conducted without male and female categories. Teams may consist of any combination of males or females.

5.1 GENERAL CONDITIONS FOR SIMULATED EMERGENCY RESPONSE COMPETITION

- (a) Team management and competitors are responsible for being familiar with the competition schedule, and with the rules and procedures governing the competition.
- (b) Teams may not be permitted to commence in the SERC event if they are late reporting to the marshalling area. To assist the organisers in determining how many heats may be required, events may be marshalled the day before or at the start of the day the event is scheduled.
- (c) The Chief Referee shall decide whether the competition shall be conducted in heats, quarter-finals, semi-finals, or finals. An A-final may not have more than 28 teams of four.
- (d) If heats are conducted the top 16 point scoring teams shall be assigned places in the final. If heats are conducted in different “tanks” (i.e. separate area with separate judges) the top teams from each competition “tank” will progress to the final (e.g. if there are four tanks used for the heats, the top four teams from each tank will progress to the final). When a tie occurs that qualifies for a final the tied teams shall all advance to the final. Should one or more teams withdraw from the final, up to a maximum of four teams shall be called forward from the reserves list. Reserves will come from the same “tank” as the withdrawn team provided that marshalling lock-up has not closed for the event. The final shall not be re-seeded.
- (e) The order of teams shall be determined by draw in a method approved by the Chief Referee.
- (f) Any written instructions provided in lock-up, which are required for the management of the simulated emergency, shall be provided in English. Each team may bring one additional person into lock-up to provide interpretation/translation of the English instructions. This person remains in lock-up with the team.

Note: Organisers should allow sufficient time for translation of verbal or written instructions.

- (g) Competitors shall report promptly to the lock-up area at the designated time before the start of the competition. A team that is absent from lock-up at the start of the competition shall be disqualified (DQ3).
- (h) Competitors shall treat and handle victims with care: verbal and physical abuse is unnecessary and inappropriate and may result in penalty or disqualification (DQ10).
- (i) Competitors may wear corrective eyewear such as glasses and contact lens. Loss of such eyewear shall not be grounds for protest or appeal. Corrective goggles or masks are not permitted.
- (j) Body tape used for preventative, medical, therapeutic or kinesiology purposes is allowed at the discretion of the Chief Referee as long as it does not provide a competitive advantage.
- (k) Team members must wear their national team or club cap. A competitor shall not be disqualified if the cap is lost after the start of an event provided that officials can identify that the competitor correctly completed the event.

- (l) No other personal belongings or equipment are permitted in the competition arena (e.g., watches, phones or any other communication device, goggles, masks, fins). Competitors may be required to remove jewellery which might cause harm to the rescuer or victim.
- (m) Judges' scores are not subject to protest.

5.1.1 Security and lock-up

Before the start and throughout the competition, teams are isolated in a secure "lock-up" area out of sight and sound of the competition arena. The scenario, actors, and any equipment shall be secret until competitors are locked up.

After competing, a team may observe subsequent teams compete.

Teams in lock-up are not permitted to see or communicate with anyone who is not also in lock-up. Any device that would allow such communication is prohibited.

5.1.2 Competition start

One at a time, teams are escorted from lock-up to the pool where, following an acoustic signal, they are confronted with "victims" in various locations who need various types of assistance.

Actors will begin their victim simulations immediately prior to the acoustic starting signal, and as the team enters the competition area. At the acoustic signal competitors respond to the victims in any manner they wish within the time limit.

5.1.3 Competition arena: Aquatic Environment

The aim of the aquatic ("wet") SERC is to demonstrate how lifesavers work as a team in performing some or all of the skills associated with emergency response situations in an aquatic environment.

The wet SERC may be conducted in indoor and outdoor swimming pool or open water aquatic environments.

Unless otherwise advised all Lifesaving World Championship SERC events shall be conducted in a wet environment.

Simulated aquatic emergency scenarios are unknown until the start of the competition and shall be designed using one or more of the following approaches:

- An amalgam of single or multiple victim situations which are related.
- A group of victims involved in several situations which relate to a common theme, such as a pool party, an upturned crowded boat, missing person, or a workplace accident, etc.
- The inclusion of additional victims and bystanders with medical or physical conditions requiring emergency care such as an unconscious, shock, injured, heart attack, or stings or bites, etc.
- Simulated emergencies shall be staged as realistically (and as safely) as possible and should not test the competitors' imagination. For example, if a situation requires a burns victim there should be simulated evidence of a fire, or electrical wire, or chemicals.

NB The use of live wires, or actual chemicals or other evidence that could cause real danger to the victims or competitors shall not be used.

The situation may evolve (e.g., a conscious victim becomes unconscious) during the scenario provided that:

- Delineating marks on the victim reflect the potential change to victim status.
- That there is consistent timing in the change occurring.
- That any change is consistent for every competitor throughout the competition.

The competition arena shall be clearly defined to all teams in advance. There shall be a clear indication of the location of both entry and exit points from the scenario area (e.g., which pool sides can be used).

Competitors shall be advised in advance if there are water or land entry or exit points that may be used or not used in undertaking the SERC.

Unless otherwise advised, competitors shall assume that the conditions in the competition arena are “as found.”

When electronic timing is available, it must be used as a countdown clock for competitors and spectators.

5.1.4 Competition arena: Non- Aquatic Environment

The aim of a non aquatic (“dry”) SERC is to demonstrate how lifesavers work as a team in performing some or all of the skills associated with emergency response situations in a non-aquatic environment.

Because of the non-aquatic nature of the dry SERC, this event variant focusses more on first aid techniques rather than rescue of victims (although there may be some movement required as part of the scenario to ensure the safety of victims).

Like the a wet SERC, the dry SERC emergency scenarios are unknown until the start of the competition and shall be designed using one or more of the following approaches:

- The event will be conducted in an appropriate environment and location. Where it is conducted adjacent to water the test shall be set to ensure competitors are NOT required to enter the water.
Note: Victims requiring assessment/treatment will not be in the water.
- An amalgam of single or multiple victim situations which are related.
- A group of victims involved in several situations which relate to a common theme, such as a motor vehicle accident, a picnic, or workplace incident, etc.
- The inclusion of additional victims and bystanders with medical or physical conditions requiring emergency care such as an unconscious, shock, injured, heart attack or animal bite, etc.
- Groups of victims in several multiple themes.

Simulated emergencies shall be staged as realistically (and as safely) as possible and should not test the competitors’ imagination. For example, if a situation requires a burns victim there should be simulated evidence of a fire, or electrical wire, or chemicals.

NB The use of live wires, or actual chemicals or other evidence that could cause real danger to the victims or competitors shall not be used.

The role-playing may evolve (e.g., a conscious victim becomes unconscious) during the scenario providing that:

- Delineating marks on the victim reflect the potential change to status.
- That there is consistent timing in the change occurring.
- That any change is consistent for every competitor throughout the competition.

5.1.5 Situation scenarios

Simulated emergency scenarios, secret until the start of the competition, shall be designed using one or more of the following approaches:

- (a) An amalgam of single or multiple-person situations which are related.
- (b) A group of people involved in a number of situations which relate to a common theme, such as a pool party or an upturned crowded boat.
- (c) A number of groups of people in a number of multiple themes.

Simulated emergencies shall be staged as realistically (and as safely) as possible, and not test the competitors’ imagination. For example, a situation in which an actor complains of burned hands should be staged with *simulated* evidence of a fire, or electrical wire, or chemicals. (Real fire, live wires, or actual chemicals shall *not* be used.)

5.1.6 Victims, manikins and bystanders

Victims shall be role-played by actors who present different problems necessitating different types of aid. Victim types may include *simulated* non-swimmers, weak swimmers, injured swimmers, and unconscious victims. In addition, competitors may be confronted by resuscitation manikins in the role of “victim” as well as by bystanders and swimmers.

The role-playing may evolve (e.g., a conscious victim becomes unconscious) during the course of the scenario providing that marks reflect the change, that there is consistent timing in the change, and that the change is consistent for every competitor throughout the competition.

Competitors shall be notified before the start if victim type is to be signified by a symbol (e.g., a red/black cross on forehead indicating unconsciousness). Competitors shall treat manikins as non-breathing, pulseless victims.

Note 1: A bystander in a competition is not in immediate danger.

Note 2: Only **simulated CPR** should be applied to live human victims that are designated as being non breathing, pulseless victims.

5.1.7 Equipment

Competitors may use all material and equipment available within the competition arena. Competitors may not bring their own equipment into the competition arena.

5.1.8 Start and timekeeping

An acoustic signal will indicate the start and finish of each team's emergency response.

5.2 PRINCIPLES OF RESCUE

5.2.1. Lifesaver versus lifeguard response

SERC competitors are expected to respond as a group of four individual lifesavers acting in a coordinated team under the direction of a team leader.

Lifesavers must be prepared to respond appropriately in unexpected emergencies **and sometimes** without the benefit of specialised equipment, back-up, or established procedures and communications systems. In such circumstances, the personal safety of the lifesaver is paramount at all times and this shall be reflected in the marking sheets.

- (a) Competitors apply the following basic rescue steps:
 - (i) *Recognition* of a problem
 - (ii) *Assessment* of the situation
 - (iii) *Plan* a course of action to overcome the problem
 - (iv) *Action* to effect the rescue
 - (v) *Care* of the victim
- (b) When assessing the situation, competitors consider:
 - (i) *Capabilities* of the rescuer
 - (ii) *Number* of victims
 - (iii) *Position* of the victims
 - (iv) *Condition* of the victims (e.g., non-swimmer, weak swimmer)
 - (v) *Rescue aids* (equipment) available
 - (vi) *Conditions* prevailing (e.g., water depth, entry and landing points)
- (c) On the basis of their assessment, competitors plan a course of action which may involve:
 - (i) *Seeking* assistance
 - (ii) *Organising* assistance
 - (iii) *Informing* an available helper
 - (iv) *Gathering* any appropriate aids or equipment
 - (v) *Performing* the rescue as necessary
- (d) The plan should establish control of the situation and *aim to preserve as many lives as possible*. The management of a rescue of multiple victims presents rescuers with choices.
- (e) In brief, rescuers should manage the situation as follows:
 - (i) *Mobilise* the mobile

- (ii) *Secure* the safety of those in imminent danger
- (iii) *Recover* and resuscitate those in need of continuous care
- (f) The mobile may include those capable of assisting themselves to safety. Those in imminent danger may include non-swimmers and injured swimmers. Those in need of continuous care include unconscious, non-breathing, or suspected spinal-injured victims.
- (g) When a suitable plan has been devised it should be put into action promptly. Competitors should be alert to changes in the situation and adapt their plan of action to respond to such changes.
- (h) When carrying out rescue competitors must remember:
 - (i) Rescue from a position offering greatest safety to oneself
 - (ii) The management of rescue principles
 - (iii) Approach victims with extreme caution
 - (iv) Avoid direct personal contact with conscious victims
- (i) If entering the water is inevitable, competitors select the most effective techniques for the situation without endangering their own life in any way.
- (j) It is important that competitors clearly show their intentions and actions to the Judges.

5.3 JUDGING AND MARKING

The marking sheets shall be prepared with one Judge marking the entire scenario while the others judge the handling of the individual victims. One Judge per victim is recommended.

Before the competition start, Judges shall be briefed on the situation scenarios, scoring procedure and marking priorities.

A Judge shall be assigned to a victim or group of victims and assess all teams in that part of the scenario for the entire competition.

5.3.1 Marking system

The marking system used in this competition allows Judges to use their skill in assigning marks and provides for a competitor offering an appropriate but unanticipated rescue response. In allocating marks, Judge(s) consider the following:

- (a) victim type
- (b) victim's distance from safety
- (c) equipment available and used
- (d) speed of assessment
- (e) priority given
- (f) quality of action/task
- (g) victim care

Early and accurate recognition of the victim's problem(s) is the essential first step to success in this competition. Successful recognition is closely related to the quality of the victim simulation and staging of the incidents.

Scoring shall reward the competitors' accurate assessment of which victims take priority.

The competitors' assessment of which victims take priority will depend on the nature of the emergency. For in-water victims, competitors should follow these victim priorities in determining whom to help first:

- (a) Weak swimmers and others who are mobile
- (b) Victims in imminent danger: non-swimmers and injured swimmers
- (c) Victims requiring continuous care: unconscious, non-breathing, suspected spinal-injured victims.

Specific aspects of the scenario may be weighted to provide higher scores for a rescue performance requiring a greater degree of skill and judgement.

See sample score sheets at the end of this section. These score sheets are *samples only*. Unique and competition-specific score sheets are designed for each world championships. Scenarios, marks and weighting will vary.

In addition, consult the *SERC Guide for Coaches, Competitors, Judges and Officials* posted at www.ilsf.org.

5.3.2 Disqualification

In addition to the General Rules in Section 2 and the General conditions for Simulated Emergency Response Competition in 5.2, the following behaviour may result in disqualification:

- (a) Receiving outside assistance, direction, or advice (DQ7).
- (b) Taking any telecommunication device into the security area (DQ8).
- (c) Using any equipment not provided as part of the competition (DQ9).
- (d) Competitors who verbally or physically abuse a victim may be assigned a penalty or disqualified (DQ10).

DISQUALIFICATION CODES FOR SERC

Code and Disqualification	Events
1. Not completing the event in accordance with the event description or general rules.	All events
2. A competitor or team may be disqualified if a competitor, team or handler is deemed to have competed unfairly. Examples of “competing unfairly” include: <ul style="list-style-type: none"> • committing a doping or doping-related infraction • impersonating another competitor • attempting to defeat the ballot or draw for events or positions • competing twice in the same individual event • competing twice in the same event in different teams • purposely interfering with a course to gain advantage • jostling or obstructing another competitor handler so as to impede his or her progress • receiving physical or material outside assistance (other than verbal or other direction) Participating contrary to the spirit of the competition (as described in the code of fair play) 	All events
3. Competitors may not be permitted to start in an event if they are late reporting to the marshalling area.	All events
4. A competitor or team absent from the start of an event shall be disqualified except for the A- or B-final.	All events
5. Activities that result in wilful damage to the venue sites, accommodation sites or the property of others will result in disqualification of the individuals involved from competition.	All events
6. Abuse of officials may result in disqualification from the competition.	All events
7. Receiving outside assistance, direction, or advice.	SERC
8. Taking any telecommunication device into the security area.	SERC
9. Using any equipment not provided as part of the competition.	SERC
10. Competitors who verbally or physically abuse a victim may be assigned a penalty or disqualified.	SERC

SERC: SAMPLE CHIEF JUDGE SCORING SHEET – OVERALL

Draw No: _____ Team Name: _____ Judge Name: _____

Scenario description: You have all come to the local swimming pool to relax for the morning and you notice that there are some people in trouble in the water. The lifeguards have not turned up for their shifts and there is no other staff around that you can see. There is only one designated access or exit point for the scenario. If you secure or land a victim it must be done within this entry area. If you use any other area you will not score any marks.

Judges notes: You have the overview of the SERC and assess overall efficiency of the team. In particular you mark the Team Leader's control of the team – assessment of priorities and dispatch/direction of team members to deal with the victims. You will also mark communication between the Leader and the team and between team members and this may include information about the condition of the victims and what help is needed.

Your marks **MUST** take into account:

- Any loss of control by the Leader becoming committed or involved to such an extent that overall control is lost. **Do not mark any rescues the leader carries out.** They will be marked by another judge allocated to that victim.
- Whether assistance was sought. **Note:** any person sent for help will not be allowed to return during the scenario.

Areas of marking	Marks out of 10
Assessment Assessment of the emergency Did the leader coordinate the team and direct to the correct priorities of rescue? On-going assessment / re-assessment	
Control Control and safety over the scenario area Leader retains control throughout the scenario On-going assessment / re-assessment	
Communication Communication and feedback from Leader to team, and between team members and victims Effective questioning / clear instructions given to victims and team	
Search Effective search of scenario area Identification and location of victims	
Teamwork Teamwork, summon assistance (emergency services called) with appropriate information provided Identification and securing of all victims Effective use of bystanders / victims	
Rough handling of victims – Deduct points	
Total	

Marking notes (in increments of 0.5 allotted by the Judge):

Perfect 10	Very Good 7.5 – 9.5	Satisfactory 5.0 – 7.0	Weak 2.5 – 4.5	Poor 0 – 2.0
Specific aspects of the scenario may be weighted to provide higher scores for a rescue performance requiring a greater degree of skill and judgement.				

SERC: SAMPLE JUDGE SCORING SHEET – Non-swimmer

Draw No: _____ Team Name: _____ Judge Name: _____

Victim: non-swimmer trying to get to the edge

The victim is struggling to stay above the water and is starting to panic as he/she cannot get to the edge. He/she will take a rescue aid if pushed into his reach. However, if a contact rescue is attempted, he/she will struggle and try to grab hold of the rescuer (he/she will not turn on his back). He/she needs assistance to get out of the water and when out will be exhausted from the experience. He/she is on his own at the pool.

Judges notes

Non-swimmer is in imminent danger and is a high priority for rescue. He/She will attempt to grab any rescuer who approaches him/her directly without an aid. If a contact rescue is used, **no marks** should be recorded for the rescue component. He/She should be made safe with an effective and efficient return to the edge. Landing should be done with care. He/She will answer questions put to him/her but will not volunteer the information. He/She **will not** leave the area to call for emergency services as he is frightened.

Areas of marking	Marks out of 10
Victim recognition/approach Recognition of non-swimmer (high priority), speed of reaching victim Safe approach by rescuer	
Rescue Rescue with extreme caution Effective rescue, non-contact (if contact rescue, no marks for this section)	
Control of victim Clear effective questioning and reassurance Reassurance during rescue until returned to the edge	
Landing Care of the victim; protection of the head Appropriate landing for size and strength of rescuer	
Care and aftercare of victim Safe position away from the edge; warmth and protection where possible; monitor safety; ongoing reassurance	
Rough handling of victims – Deduct points	
Total	

Marking notes (in increments of 0.5 allotted by the Judge):

Perfect 10	Very Good 7.5 – 9.5	Satisfactory 5.0 – 7.0	Weak 2.5 – 4.5	Poor 0 – 2.0
Specific aspects of the scenario may be weighted to provide higher scores for a rescue performance requiring a greater degree of skill and judgement.				

SERC: SAMPLE JUDGE SCORING SHEET – Weak Swimmer

Draw No: _____ Team Name: _____ Judge Name: _____

Victim: cooperative weak swimmer who was playing with friends

The victim is a weak swimmer struggling to get back to the edge after playing with friends. He/She is shouting at his other friends to follow him/her, but he/she is not sure where they are. He/She can take an aid but can get to the edge without one. If a contact rescue is attempted he/she will struggle and resist. He/She is concerned about getting the message to his other friends to swim to the edge. He/She can land himself/herself unaided. He/She will provide assistance or contact emergency services and remains cooperative throughout (except if a contact rescue is attempted but will revert to cooperative after).

Judges notes

Weak swimmer needs to be made safe very quickly. He/She can be talked at or given signs to return to the edge; he/she will need to be kept under observation. He/She will struggle at the time of rescue if a contact rescue is used and low marks should be awarded for the rescue component.

Areas of marking	Marks out of 10
Victim recognition/approach Recognition that he/she is a weak swimmer and high priority to mobilize Safe approach by rescuer	
Rescue Encourage return to the edge with clear directions; perform a non-contact rescue (low marks for contact rescue – maximum 5marks for this section) Monitor while still in water; may require further directions/instructions	
Control and use of victim Effective communication / instruction; use for keeping another victim warm / safe (especially his friends)	
Landing Make secure and land Appropriate landing for size and strength of rescuer	
Care and aftercare of victim Safe position away from the edge; warmth and protection where possible; monitor safety; ongoing monitoring and care	
Rough handling of victims – Deduct points	
Total	

Marking notes (in increments of 0.5 allotted by the Judge):

Perfect 10	Very Good 7.5 – 9.5	Satisfactory 5.0 – 7.0	Weak 2.5 – 4.5	Poor 0 – 2.0
Specific aspects of the scenario may be weighted to provide higher scores for a rescue performance requiring a greater degree of skill and judgement.				

SERC: SAMPLE JUDGE SCORING SHEET– Unconscious / Non-breathing Victim

Draw No: _____ Team Name: _____ Judge Name: _____

Victim: Child (manikin) unconscious, not breathing

This child is on the bottom of the pool. He/She was playing with his friends.

Judges notes

This victim is a low-order rescue priority and rescuers should deal with the high priority victims as quickly as possible in order to get to this casualty who requires continuous care.

CPR should be commenced as soon as possible, and your marks should reflect the efficiency and effectiveness of the CPR simulation (and not measured against your own country's teaching / standards).

Areas of Marking	Marks out of 10
Victim Recognition/Approach Identification of casualty	
Rescue Speed of rescue (considering priority of rescue) Speed in getting back to the edge	
Control of victim Effective and efficient carry	
Landing Careful handling/landing of the casualty	
Care and aftercare of victim Effective and efficient CPR likely to assist recovery Safe position away from the edge; monitor safety; ongoing monitoring and care	
Rough handling of victim – Deduct points	
Total	

Marking notes (in increments of 0.5 allotted by the Judge):

Perfect 10	Very Good 7.5 – 9.5	Satisfactory 5.0 – 7.0	Weak 2.5 – 4.5	Poor 0 – 2.0
Specific aspects of the scenario may be weighted to provide higher scores for a rescue performance requiring a greater degree of skill and judgement.				

SERC: SAMPLE JUDGE SCORING SHEET – Injured Victim

Draw No: _____ Team Name: _____ Judge Name: _____

Victim: conscious victim with injured shoulder

Fell into water, injured shoulder. Victim is calm.

Judges notes

This is a medium priority victim requiring assistance. Rescuer should use an aid. Victim can hold aid and needs assistance to climb out of the pool. The victim should be removed carefully from the water with attention to the injured shoulder. He/She is uncooperative and will not go for assistance or contact emergency services.

Areas of Marking	Marks out of 10
Casualty recognition/approach Recognition that he/she is an injured swimmer and medium priority to mobilize Safe approach by rescuer	
Rescue Encourage to return to the edge with clear directions Perform non-contact rescue (low marks for contact rescue – maximum 5marks for this section) Monitor while still in water; may require further directions/instructions	
Control of victim Effective communication / instruction Reassurance throughout rescue	
Landing Careful removal from water with attention to injured shoulder Make secure and land (monitor while still in water; may require further directions/instructions) Appropriate landing for size and strength of rescuer	
Care and aftercare of victim Safe position away from the edge; warmth and protection where possible; monitor safety; ongoing monitoring and care	
Rough handling of victim – Deduct points	
Total	

Marking notes (in increments of 0.5 allotted by the Judge):

Perfect 10	Very Good 7.5 – 9.5	Satisfactory 5.0 – 7.0	Weak 2.5 – 4.5	Poor 0 – 2.0
Specific aspects of the scenario may be weighted to provide higher scores for a rescue performance requiring a greater degree of skill and judgement.				

SERC: SAMPLE JUDGE SCORING SHEET – Bystander

Draw No: _____ Team Name: _____ Judge Name: _____

Bystander: Adult

The adult will provide assistance or contact emergency services and remains cooperative throughout and is will follow directions and provide assistance, if directed.

Judges notes

The bystander is a high priority bystander and is a witness to the scenario and can provide assistance, first aid treatment and information on the victims conditions, if directed.

Areas of marking	Marks out of 10
Victim recognition/approach Recognition that they are a bystander and cooperative.	
Assesses relevant information Questions bystander to assess information about the scenario. (low marks for not giving the bystander directions - maximum 5marks for this section)	
Provides direction and instructions Rescuer provides directions or instructions to assist the rescue scenario such as; assist removal, reassure victims, calls emergency services.	
Monitor bystanders actions Check periodically to ensure that bystander has followed the directions of the Rescuer throughout rescue.	
Provides ongoing encouragement Provides feedback to bystander on their actions to encourage them to assist with victim support	
Rough handling of bystanders – Deduct points	
Total	

Marking notes (in increments of 0.5 allotted by the Judge):

Perfect 10	Very Good 7.5 – 9.5	Satisfactory 5.0 – 7.0	Weak 2.5 – 4.5	Poor 0 – 2.0
Specific aspects of the scenario may be weighted to provide higher scores for a rescue performance requiring a greater degree of skill and judgement.				

ILS COMPETITION RULE BOOK
2019 Edition
(Revised February 2020, January 2021, March 2021, March 2022)

SECTION 6
SURF BOAT EVENT



SECTION 6 SURF BOAT EVENT

6.1 GENERAL CONDITIONS FOR SURF BOAT COMPETITION

Team management and competitors are responsible for being familiar with the competition schedule, and with the rules and procedures governing surf boat events.

- (a) A surf boat is an oared craft used by a crew consisting of five competitors, four of whom shall be Rowers and the fifth who shall control the boat by a sweep oar and shall be known as the Sweep oarsman or Sweep. A crew must commence each race with all five competitors.

Note: Refer to the ILS specifications for surfboat details.

The sweep: With the approval of the Organising Committee, proficient sweeps who are non-team members may act as sweeps for clubs from national lifesaving organisations which are developing surf boat racing, provided the sweeps are members of a current ILS Full Member organisation, and are registered in the competition in some capacity.

Surf Boat competition shall be conducted in both male and female categories. Crews are permitted to compete in more than one category, with the following exceptions:

- No crew or individual may compete in *both* Open *and* Reserve Grade categories.
 - 19 Years or 23 Years crews or individuals may compete in their age category and *either* Open *or* Reserve Grade but not both.
 - Sweeps may participate in any category as a sweep including Male and Female categories irrespective of their gender and age. However, with the exception of the Note: “The sweep” (above) may only compete in a category once, irrespective of whether they are sweeping or rowing.
 - Sweeps may compete in multiple Masters total-age groups as a sweep, but shall only compete in a particular category once, irrespective of whether they are sweeping or rowing.
 - The Masters Surf Boat Race shall be conducted in both male and female categories in eight total-age groups: 120 years or more; 140 years or more; 160 years or more; 180 years or more; 200 years or more; 220 years or more; 240 years or more; and 260 years or more. The age group is calculated using the total of the ages of the four rowers in the crew and does not include the sweep.
 - A Masters competitor may only compete in one Masters age group as a rower, but may also compete in multiple Masters age groups as the sweep
 - The sweep need not be a Masters competitor but must be proficient as a sweep. The sweep is considered to be gender neutral with respect to participation in male and female events.
 - Masters competitors are permitted to compete as a rower in one Masters age-group and in *either* Open *or* Reserve grade *categories*.
 - Should a member of any crew become indisposed, he or she may be replaced subject to approval of the Chief Referee, provided the competitor complies with the requirements for team substitution and any special entry conditions.
 - If 19 Years or 23 Years competitors are rowing in an older age category made up of mixed age-groups, they can continue to row in that older age category event if their own individual age division is suspended or cancelled. However, a crew made up entirely of rowers from suspended or cancelled age or gender group(s) shall not be permitted to compete.
- (b) Crews may not be permitted to start in an event if they are late reporting to the marshalling area
- (c) A crew absent from the start of an event shall be disqualified.
- (d) Crew and officials must leave the designated competition area when not competing or officiating.
- (e) Unless specifically provided for, no artificial means of propulsion may be used in competition.

- (f) Video cameras may be mounted on Surf Boats as long as such devices conform to the requirements specified in Section 8, Facility and Equipment Standards and Scrutineering Procedures. With the exception of the sweep, video cameras may not be worn by competitors or otherwise attached to a competitor from start to finish of a race.
- The sweep may wear a video camera on his or her helmet, provided that the camera is installed on a mounting device and toggle strap supplied or recommended by the manufacturer of the device.
- (g) Boat crews shall be dressed in accordance with 2.10 *Competition attire*. However, the sweep may wear different style apparel as warranted by the conditions. Crews may wear flotation vests.
- (h) All boat rowers and sweeps must wear an approved aquatic helmet (e.g., EN1385 certified or equivalent) during competition unless the Competition Committee or the Chief Referee has issued a dispensation because of favourable conditions.
- (i) Should conditions alter during the course of an event, the Chief Referee may reverse the initial and subsequent decisions for the optional wearing of an approved aquatic helmet and mandate that all boat rowers and sweeps must wear an approved aquatic helmet in competition.
- (j) A decision to make wearing of an approved aquatic helmet optional is subject to a documented risk assessment that determines an acceptably low risk level.
- (k) A nominal wave height of 1 m is considered the maximum threshold where wearing of an approved aquatic helmet may be considered optional. Wave height is only one consideration in assessing surf zone hazards (examples of others could include: a heavy shore break, littoral drift, shorter wave periods, wind strength and direction). Helmets should be presented in team colours and design.
- (l) Helmets (or club swim caps if wearing of an approved aquatic helmet is not required) securely fastened under the chin, must be worn on competitors' heads at the start. A team shall not be disqualified if the helmet or cap is lost after the start of an event provided that officials can identify that the crew correctly completed the course.
- (m) A Boat Rowers Panel of at least three qualified and experienced surf boat representatives shall be appointed to discuss boat rowing conditions with competition officials and to represent competitors. The Organising Committee shall endorse the members of the Boat Rowers Panel for the competition. The Boat Rowers Panel shall act as a communication link between competitors and officials and act under the following guidelines:
- The representatives of the Boat Rowers Panel shall liaise directly with the Chief Referee on all matters pertaining to the conduct of the competition.
 - The Boat Rowers Panel will assist in assessing hazards and provide advice to the Chief Referee regarding event-specific safety considerations including recommendations regarding the wearing of helmets for a competition in the event of acceptably low risk levels (see (g) above).
Note: Should conditions alter during the course of an event the Chief Referee may reverse the initial decision for the optional wearing of approved aquatic helmets and mandate that all boat rowers and sweeps must wear an approved aquatic helmet in competition.
 - The Boat Rowers Panel may assist the Referee in setting competition courses prior to the commencement of competition.
 - Protests regarding surf boat competition shall be dealt with in accordance with the *ILS Competition Rule Book* and any subsequent bulletins and entry conditions.
 - The Boat Rowers Panel representatives shall abide by any decision of the Organising Committee, Chief Referee and/or Appeals Committee.

6.1.1 Luck of prevailing conditions

No protest or appeal will be entertained when an incident is caused by the prevailing conditions (see 2.7 *Luck of Prevailing Conditions*).

6.1.2 Competition area

The competition area may be defined as the section of the beach encompassed by a line or fence, or a direct line to the water from the extreme ends of a line or fence or other designated areas as specified by the Chief Referee.

6.2 THE COURSE

The course shall be as detailed in the diagram.

The boat turning buoys and the gate buoys should be of distinctive colours.

The turning buoys should be set at a minimum of 350m rowing distance from the end of knee depth water at the low tide mark depending on prevailing surf conditions and should be set in such a position to allow the boats to clear other course buoys by taking a straight course to and from their respective turning buoys.

The turning buoys should be set so as to provide a course which is as fair as possible and which will give all crews the same distance to row, regardless of which position they are allocated.

The gate buoys, which are optional at the Chief Referee's discretion for usage on the return journey, should be:

- Set in line with the turning buoys on the seaward side of the break area and inshore from the turning buoys.
- Negotiated as directed by the Chief Referee or Sectional Referee.

The finishing line shall be a line of sight drawn between two orange and blue diagonal flags (or other colour(s) as determined by the Chief Referee) on poles positioned far enough apart to correspond with the number of buoys laid (see diagram) and to allow all boats to finish afloat.

In some circumstances a video finish line will be used. In these cases, the finish line will be the line of sight between the video cameras but the competition area will still be marked by the flags or poles. The Surf Boat Referee will inform competitors when the video is being used as the finish line.

As an alternative to the above, there is also an option for dry starts and finishes in any combination with wet starts and wet finishes.

Large elevated boat position markers, in the corresponding boat buoy colours, may be positioned on the beach in each lane to assist sweeps returning to the beach within their lane.

When it is not possible to provide a fair course over the full number of positions, the Chief Referee, at his or her discretion, may reduce the number of crews in each race, including the finals to improve the fairness of racing.

If it is clearly evident that the turning buoys are not parallel to the beach and therefore not fair for all crews, the buoys may be adjusted immediately at the discretion of the Chief Referee.

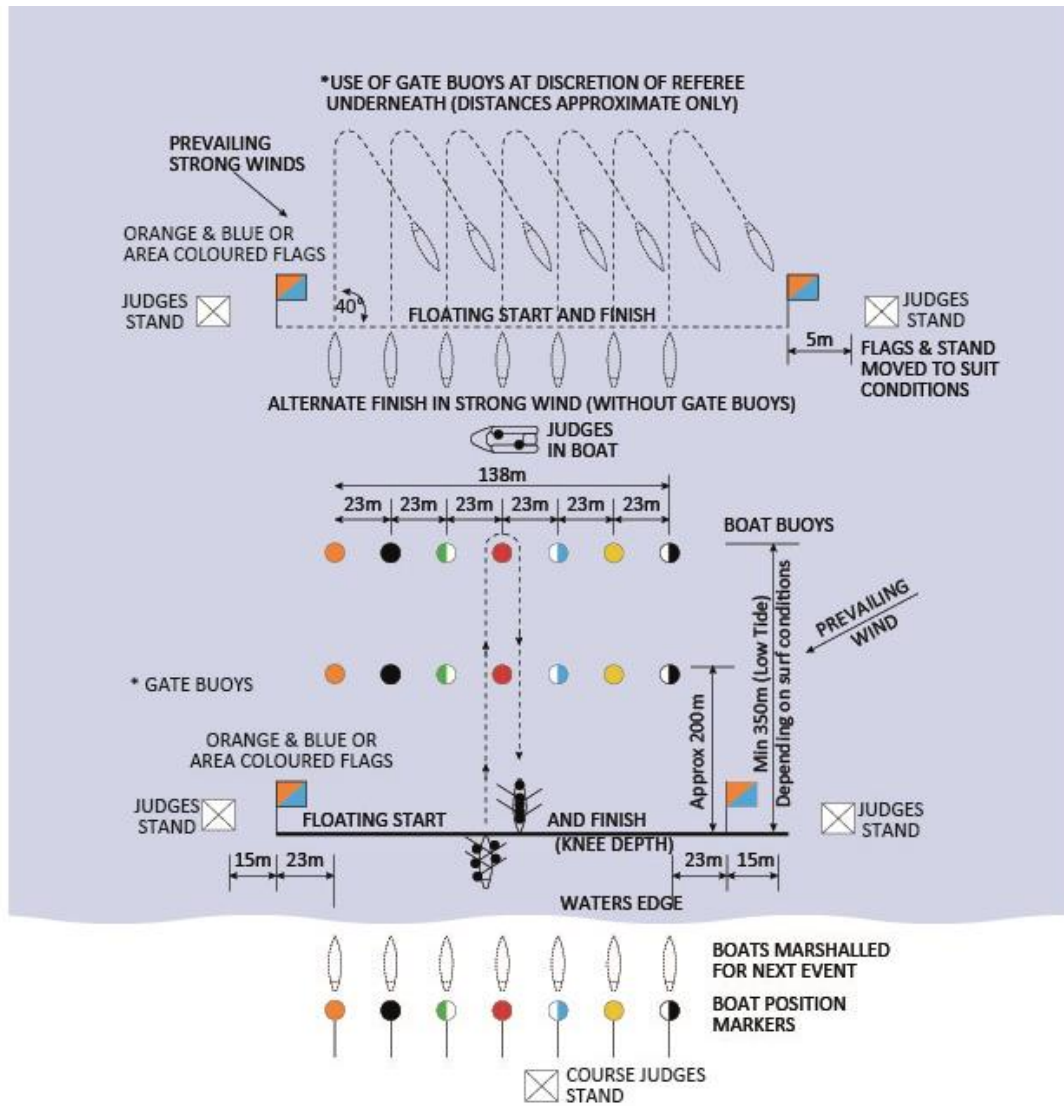


FIGURE 28: SURF BOAT RACE

(Distances approximate only)

Notes: The beach set-up relative to the positioning of the buoys may be adjusted depending on surf conditions. The positioning of the judges in boats will be determined based on conditions and to ensure an un-obstructed view at all times.

6.3 PRE-START

- (a) For each race the boat crews shall be marshalled to their allocated positions on the beach near the water's edge with the craft being fully equipped (which includes a rescue tube).
- (b) At the appropriate time for a wet start, the Check Starter shall direct the crews to float and hold their boats in their allocated positions approximately 23 m apart in readiness for a race start.
- (c) Starts may be wet or dry and will be decided by the Chief Referee. When a dry start is used, coloured markers corresponding with the buoy colours will be placed in line on the beach, approximately 10m from the water's edge. A crew member from each crew shall line up behind the allocated marker in readiness for a race start. The remaining four crew members shall hold the boat either floating in the water or at the water's edge. A handler may be permitted in the event of a dry start but they must not interfere with any other crews or provide any assistance that would increase the speed of the boat they are handling
- (d) **Handlers:** Handlers shall not be considered to be a competitor but shall be required to:
 - Be a member of the same club as the crew and be registered in the competition. With the Chief Referee's approval, non-team members may act as handlers, provided they are registered in the competition in some capacity.
 - Wear a competition cap (or helmet if they have been deemed mandatory for the event).
 - Wear a distinctive high visibility vest as required by competition organizers if entering the water beyond knee depth.
 - Comply with all instructions of the officials.
 - Make every effort to ensure that they, or the equipment that they are handling, do not impede another competitor (otherwise both crew and handler may be subject to disqualification).
 - Handle the boat and/or oar as directed by the relevant official.
- (e) The Check Starter shall hold a flag aloft when the crews are in line and ready to race. At the discretion of the sweep, a crew may draw their boat back from the line if they so wish, provided the boat is stationary at the time of the start. If crews disregard the directions of the Check Starter or Starter they may be disqualified.
- (f) The Check Starter raises a flag to signal the Starter that the crews are ready to race. The Starter should be in an elevated position approximately mid-field on the beach.
- (g) If a crew has a problem prior to the start, the sweep may raise an arm to indicate that the crew is not ready to race, whereupon, the Check Starter may lower his or her flag and the Starter may lower the gun. Once the problem has been rectified, the start process may recommence. A crew that disregards the further directions of the Check Starter may be disqualified.

6.4 THE START

The Starter shall make every effort to ensure that all crews are given a fair and even start. However, the decision for the crew to "in and away" is ultimately the responsibility of the sweep. Crews may not protest the start.

If the Chief Referee, Starter or Check Starter is not satisfied that the start has been fair for all crews, the race shall be recalled by way of a second shot from the gun or a whistle blast.

In a dry start, the crew member runs to the boat when the start signal is given. When the crew member visibly touches the body of the boat (not the oars), the crew may board the boat and commence rowing. Failure by the runner to visibly make contact with the boat before the crew boards may result in disqualification.

6.5 THE SEAWARD JOURNEY

- (a) On the starting signal, the boats shall be rowed to sea. Crews should endeavour to steer a straight course to their allocated turning buoy. Failure to steer a straight course to their allocated turning buoy may result in a penalty or disqualification if another crew is impeded or disadvantaged by such action.

- (b) During the seaward journey, if a boat is swamped and overturns, the crew may right and empty the boat and continue the race. To achieve this, it may be necessary for the crew to return the boat to shore. If a time limit has been advised and it is clearly evident that a restarting crew will not complete the course in the allowed time, the Chief Referee should withdraw the crew from the race to prevent delays to the programme.
- (c) During the seaward journey, lost or damaged boats and/or gear (e.g., oars, rowlocks, etc.) may be replaced by other club members. Club members may place replacement boats and gear for collection at the water's edge by the crew and remove damaged or lost equipment to ensure that interference is not caused to other competing crews.
- (d) Any member of any club or official authorised to be in the competition area may assist in the removal of damaged or lost boats and/or gear from the competition area to assist in maintaining safe competition.
- (e) Non-crew members may not recover lost boats and/or gear and place same on the start line for reuse by a crew during a race.

Replacement gear may be brought into the competition arena and placed adjacent to the starting line as directed by the Chief Referee or relevant official.

- (f) If a crew runs aground while steering a straight line to their allotted turning buoy, the Chief Referee may halt the race and re-run that particular heat of the race or place the crew in another heat or round of the race.

6.6 THE TURN

Turns are usually made from left to right (i.e., anti-clockwise or right hand in). However, this may change at the discretion of the Chief Referee after giving due consideration to the sea conditions applicable at the time of that round. All crews must be informed of a decision to change from “left to right” to “right to left”. Failure to make the turn in the correct direction shall result in disqualification.

The turn shall be effected giving due consideration to other competing crews. The turn should be kept as tight as is required to avoid impeding other crews. This applies when approaching and departing the turning buoys (see diagram). Impeding another crew may result in penalty or disqualification.

6.7 THE RETURN JOURNEY

- (a) After completing the turn, crews should make every effort to steer a straight course to the finish line. Failure to do so may result in penalty or disqualification if another competing crew is impeded or disadvantaged by such action.
- (b) Boats taking a wave must keep clear of boats in front of them and may pass other boats on either side. Failure to comply may result in a penalty or disqualification if another crew is impeded by such action.
- (c) If a crew overturns its boat after completing the turn and before crossing the finishing line (or in the case of a dry finish, the runner completing the course), the crew may continue the race after ensuring the safety of all crew members who rounded the buoys in the boat at the time of the roll over.
 - This is to be demonstrated by all crew members who were in the boat at the time of the roll over firstly completing a head count to ensure that every member is at the surface and safe and then one of the crew giving the ILS “All Clear” signal. The crew may then proceed to complete the race as described in “The Finish” section of this Section.
 - Only those crew members who rounded the buoy in the boat are eligible to assist in finishing the race.

Note: Should a boat in a race cause another boat to overturn, the Chief Referee shall decide whether the affected crew may progress to the next round. However, there shall not normally be a re-run of the final in such circumstances.

- (d) When gate buoys are in use, crews must pass through their allocated gate as decided by the Chief Referee. The Chief Referee shall advise crews of the boat buoy usage. Any changes

made during competition shall also be advised to crews. Failure to negotiate the correct gate shall result in disqualification. If another crew cannot pass through their gate buoy as a result of failure by another crew to correctly negotiate their correct gate, the matter shall be adjudicated upon by the Chief Referee.

- (e) Should a boat on the return journey, when close to the finish line be stopped by grounding, this boat shall be deemed to have finished the race. This boat may be allocated a placing as decided by the finish judges provided that the boat is not full of water and is heading towards the finish line.

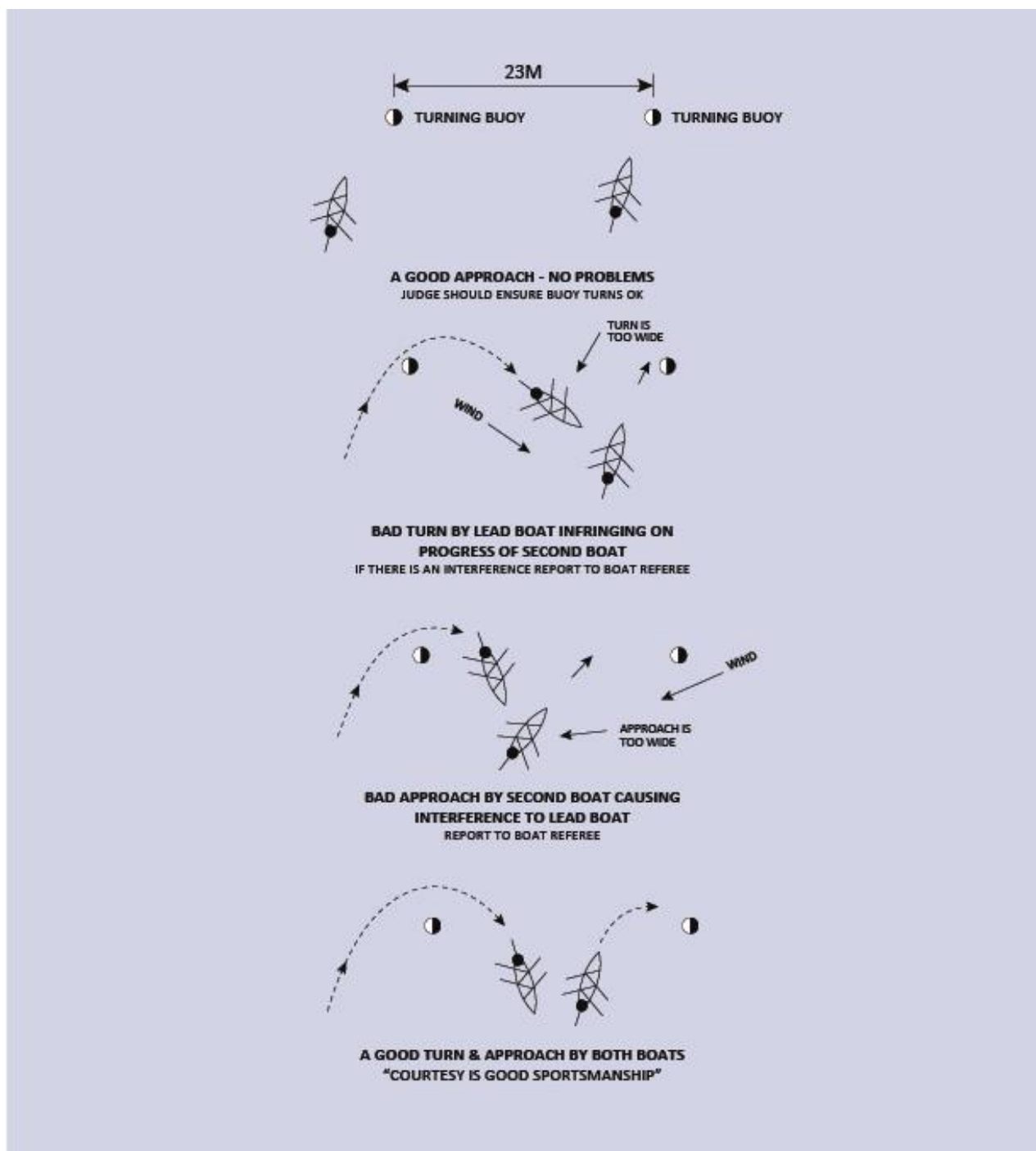


FIGURE 29: SURF BOAT TURNS AT BUOYS
Some typical situations

6.8 THE FINISH

- (a) A wet finish placing shall be determined when any part of the hull of the boat crosses the finish line under the control of the crew and properly equipped from the seaward side between the finishing flags or when a boat runs aground. The crew may recover a boat that has crossed the finish line not under the control and/or properly equipped and then again cross the finish line correctly to record a finish placing result.

Note 1: “Under control” is defined as a boat being in an upright position with a crew of at least three members in contact with the boat and the boat moving in a direction towards the finish line.

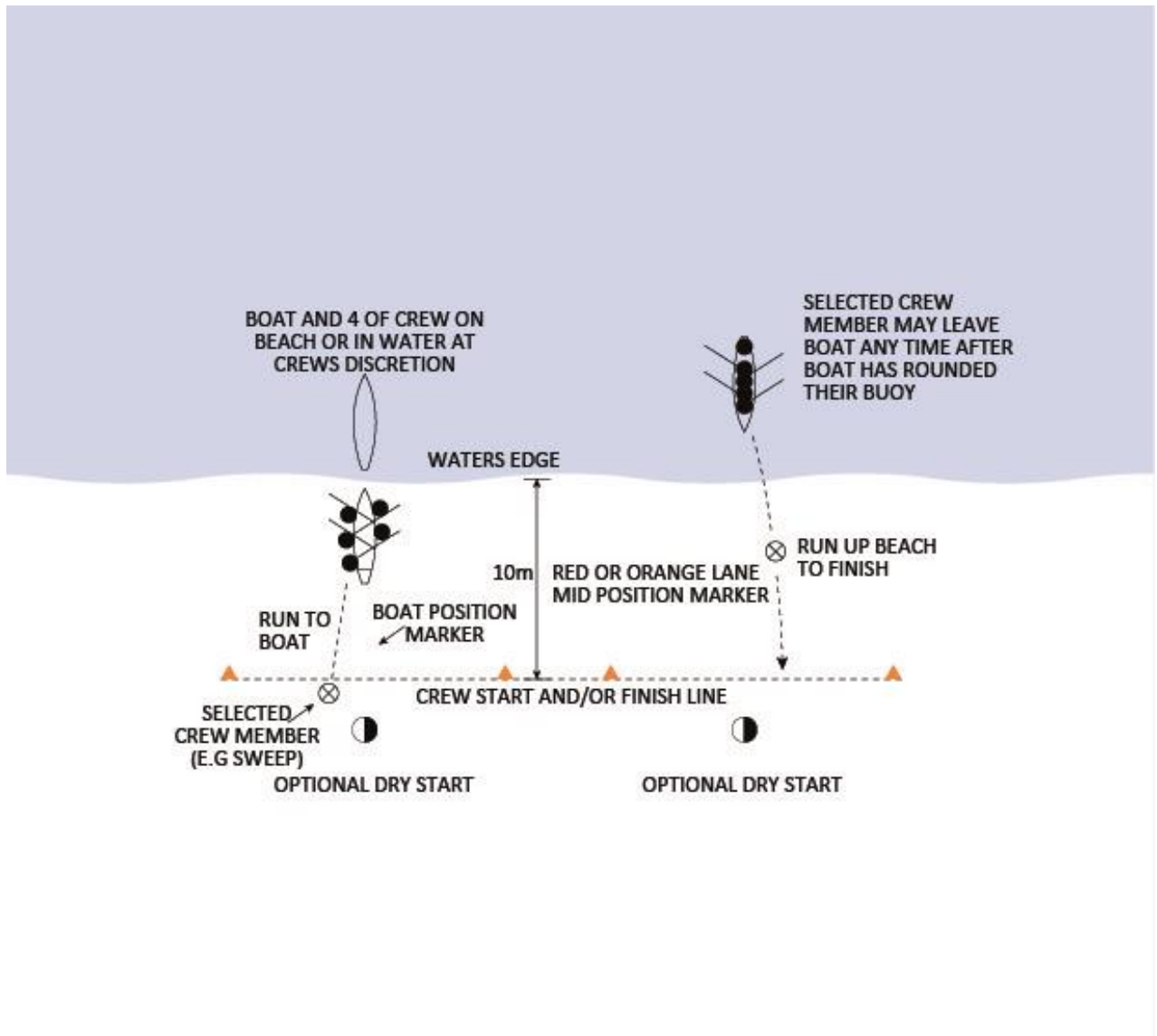
Note 2: “Properly equipped” to complete a finish is defined as a boat equipped with a rescue tube, a minimum of three rowing oars or two rowing oars and a sweep oar which shall be in the boat or in the rowlocks.

Note 3: Where video cameras are used to assist with the judging process the judging (finish) line may be modified to accommodate the optimum use of such technology e.g. rigid poles without flags may be used. The standard finish flags may then be placed on the shoreward side of the rigid judging line poles and as close as practical to the rigid judging line poles. Boats are expected to proceed past the judging line and through the finish flags to complete a race.

- (b) A dry finish is determined when a crew member leaves the boat and runs to his or her allocated position marker and crosses the line. The crew member may leave the boat at any time after the turn has been completed and must cross the line while remaining in an upright position on his or her feet.
- (c) An alternate to crossing the line to finish may be prescribed by the Chief Referee. In such circumstances, the crew member leaves the boat as described and then is required to touch the crew’s finish marker while remaining on his or her feet.
- (d) Any boat that dislodges a judging stand so as to impede judging shall be disqualified. If one boat causes another boat to dislodge a judging stand, the matter shall be adjudicated by the Chief Referee.

6.9 RACING FORMAT

- (a) ILS may conduct surf boat events in either “Elimination”, “Round Robin”, “Other”, or a combination of racing formats.
- (b) In consultation with the Surf Boat Panel, the Organising Committee or Chief Referee shall decide the racing format and advise competitors accordingly prior to the commencement of the competition, or prior to the first round of each boat race.
- If conditions dictate, and in consultation with the Surf Boat Panel, the Organising Committee or Chief Referee may vary the racing format during the competition.
- (c) The standard format for the conduct of round robin racing is described in 6.10 below.



**FIGURE 30: SURF BOAT RACE
OPTIONAL START AND/OR FINISH**

6.10 ROUND ROBIN RACING

Surf, beach, weather and time constraint issues conditions permitting, “Round Robin” racing may be conducted over three rounds to determine qualifiers to further rounds of competition in boat events. Progression into further rounds and finals shall then be by elimination. The conditions detailed are not subject to protest.

Qualifiers to further rounds of the competition will be determined based on total points gained in the rounds of the round robin (unless otherwise disqualified from the event). The points available in each of the rounds of the round robin are as follows:

- 1st place: 10 points
- 2nd place: 9 points
- 3rd place: 8 points
- 4th place: 7 points
- 5th place: 6 points
- 6th place: 5 points

In the event of a dead heat (tie) in an individual round of the Round Robin, equal points shall be allocated for the placing achieved. For example, if two crews finish equal first place in a race, they shall be awarded 10 points each with the crew finishing third being awarded 8 points.

If a count back is required to determine the crews to progress to the elimination rounds of the competition, then the following procedures shall apply:

- All the results from the round robin will be compared between the crews involved in the count back. The highest placing points achieved in any of the individual round robin races shall be, in the first instance, the determining factor. The second highest placing points achieved by the crews shall then be compared.
- If crews cannot be separated after comparing all placing points in all three rounds, then all the crews achieving the dead heat will be allowed to progress in the competition.

Prior to the first round of an event commencing the Chief Referee shall advise the number of qualifiers in the elimination rounds of competition or finals (as appropriate).

If a crew is disqualified in a round for a serious discipline offence (e.g. Competing Unfairly, Abuse/Inappropriate Behaviour or a Code of Conduct breach - as detailed in Section 2), they are disqualified and lose all standing in the event. Other penalties may also apply.

If a penalty is applied, a crew may continue in an event or be allocated placings or points (in the round robin) or be eliminated from a round or event as determined.

A “penalty” is defined as a punishment or consequence as a result of an infringement or breach of the competition rules. Penalties may include but are not limited to:

- (a) Allocation or reallocation of placing(s) (and therefore points in the round robin). In such circumstances, the aggrieved crew may be allocated or reallocated placings and therefore points and the crew may be permitted to continue through to the following round if they qualify on points.
- (b) Elimination from a round in round robin racing (but allowed to continue) in the event. In such circumstances, zero points will be allocated to the crew in that particular round of the round robin and the crew may be permitted to continue through to the following round if they qualify on points.
- (c) Total disqualification from the event.
- (d) Crew being permitted to continue through to the following round.

6.11 PENALTIES AND DISQUALIFICATION

In addition to the *General Rules* in Section 2, and Ocean Events in 4.1 through 4.3, the following behaviour shall result in disqualification: Failure to complete the course as defined and described (DQ 11).

DISQUALIFICATION CODES FOR SURF BOAT EVENTS

Code and Disqualification	Events
1. Not competing in accordance with the general rules.	All events
2. A competitor or team may be disqualified if a competitor, team or handler is deemed to have competed unfairly. Examples of “competing unfairly” include: <ul style="list-style-type: none"> • committing a doping or doping-related infraction • impersonating another competitor • attempting to defeat the ballot or draw for events or positions • competing twice in the same individual event • competing twice in the same event in different teams • purposely interfering with a course to gain advantage • jostling or obstructing another competitor handler so as to impede his or her progress • receiving physical or material outside assistance (other than verbal or other direction) 	All events
3. Competitors may not be permitted to start in an event if they are late reporting to the marshalling area.	All events
4. A competitor or team absent from the start of an event shall be disqualified.	All events
5. Activities that result in wilful damage to the venue sites, accommodation sites or the property of others will result in disqualification of the individuals involved from competition.	All events
6. Abuse of officials may result in disqualification from the competition.	All events
7. The first competitor or team to start (i.e., commence a starting motion) before the starting signal has been given shall be disqualified.	All events
8. Failing to comply with the starter’s commands within a reasonable time.	All events
9. A competitor who, after the starter’s first command, disturbing others in the race through sound or otherwise may be disqualified.	All events
10. Starting from a position other than the allotted position or lane.	All events
11. Failure to complete the event and/or course as defined and described.	All events

ILS COMPETITION RULE BOOK
2019 Edition
(Revised February 2020, January 2021, March 2021, March 2022)

SECTION 7
INFLATABLE RESCUE BOAT
COMPETITION



SECTION 7 INFLATABLE RESCUE BOAT (IRB) COMPETITION

The aims of IRB competition are to:

- (a) Improve the prowess of IRB drivers and crewpersons (collectively referred to as 'crew').
- (b) Encourage crews to correctly equip and maintain their IRB and motors for optimum safe performance and reliability for both lifesaving patrol duties and competition.
- (c) Allow crews to demonstrate their techniques and their abilities to perform a rescue.
- (d) Bring crews together to discuss and improve IRB techniques and operations.
- (e) Promote safety awareness techniques for the crewpersons and patients in simulated rescue scenarios.

7.1 INDEMNITY

All IRB competition participants acknowledge and agree that:

- (a) They each release and will release ILS and/or their ILS Member organisation from all claims that they have or may have had but for this release arising from or in connection with their membership of ILS and/or their ILS Member organisation and/or participation in any ILS and/or their ILS Member organisation authorised or recognised competition or activity whether conducted under this rule book or otherwise.
- (b) They each indemnify and will keep indemnified ILS and/or their ILS Member organisation to the extent permitted by law in respect of any claims arising as a result of or in connection with their membership of ILS and/or their ILS Member organisation and/or participation in any ILS and/or their ILS Member organisation authorised or recognised competition or activity (whether conducted under this rule book or otherwise).
- (c) In paragraphs (a) and (b) above the word "claims" means and includes any action, suit, proceeding, claim, demand, damage, penalty, cost or expense however arising but does not include a claim in respect of any action, suit, etc., made by any person entitled to make a claim under a relevant ILS and/or their ILS Member organisation insurance policy or under the ILS and/or their ILS Member organisation constitution or regulations.
- (d) The rules contained in this rule book are made for the purpose of ensuring a safe and fair system or framework within which lifesaving competitions are to be regulated and conducted.

7.2 GENERAL CONDITIONS

In addition to the specific rules and procedures governing events, team management and competitors are responsible for being familiar with the general conditions outlined below as well as those outlined for Ocean Competition in 4.1 of Section 4 – specifically a), b), and e) through j).

7.2.1 Safety essentials

- (a) **Warning:** IRB competition can be inherently dangerous. IRB competition participants acknowledge that they are exposed to certain risks during IRB competition including but not limited to leg, spinal and neck injuries, physical exertion, contact with the IRB, temperature, weather and water conditions and even drowning. IRB competition participants acknowledge that accidents can and often do happen which may result in IRB competition participants being injured or even killed. All members through their participation in IRB events agree with, acknowledge and understand this warning and accept and assume the inherent risks in IRB competition.
- (b) The Chief Referee must be satisfied that the surf and other relevant conditions are satisfactory before competition proceeds and at all times during the conduct of competition. The ILS event safety guide may be used to assist in the process. The Chief Referee shall confirm details at safety briefings (see 7.2.2).
- (c) **Safety procedures:** Course Judges will monitor and observe all driving, operating, safety practices and techniques. Should such practices and techniques be considered to be unsafe, dangerous or contrary to the rules or procedures of the event the Course Judges are to report their observations to the Referee with a recommendation as per their authority. The

Chief Referee has the authority to immediately disqualify the offending competitor(s) from the event and/or issue a safety infringement. Recommendation for further penalties and/or referral to the disciplinary committee may also be considered.

- (d) **Equipment safety:** Scrutineers and Referees will monitor the safety of all equipment used in the competition and are empowered to request repair and/or substitution of unsafe or dangerous equipment at any stage of competition.
- (e) **Helmets:** The wearing of approved (EN1385 or equivalent) aquatic helmets is compulsory for drivers, crewpersons, and patients in all events. IRB patients are to wear helmets in both training and in competition. It is not required to wear caps under helmets. See also 2.10.1 *Swim Caps and helmets* and Section 8 – *Facility and Equipment Standards and Scrutineering Procedures*.
- (f) **Personal Flotation Devices (PFDs):** The wearing of approved PFDs (ISO 12402.5 PFD – Level 50 or equivalent) is compulsory for drivers, crewpersons and patients in both training and competition. It is not required to wear high visibility vests under PFDs. See also 2.10.3 *Lif jackets and personal flotation devices* and Section 8 – *Facility and Equipment Standards and Scrutineering Procedures*.
- (g) Signs or banners shall be displayed to provide a 50m buffer zone on either side of the competition area. These may be the same signs used to indicate IRB training and shall be a minimum of 1 m x 1 m. The text of the banners shall be in English and in the official language of the host organisers. For example:

**‘CAUTION - KEEP CLEAR
POWER RESCUE BOAT TRAINING’**

or

‘CAUTION - KEEP CLEAR’

or

**‘INFLATABLE RESCUE BOAT
RESCUE EVENTS’**

- (h) Competitors in IRB events are reminded of the ILS drug policy and doping controls. IRB drivers must be mindful of local country/state/province, etc. laws respecting alcohol and certain drugs. Drivers shall be subject to testing by local authorities and/or ILS to ensure they do not exceed local laws. All competitors may be subject to other drug testing.

7.2.2 Pre-competition safety briefing

A safety briefing may be conducted in conjunction with the officials, coaches and team managers briefing before the commencement of IRB competition. The following items may be included:

- (a) An explanation of all safety procedures that shall be observed by all competitors.
- (b) Patient care and indicative water temperature.
- (c) Identification of the location of emergency and first aid areas during the competition.
- (d) Forecast of surf and weather conditions for the competition period and any inherent dangers.
- (e) Safety and rescue plan and contingency relocation plan.
- (f) Attention shall be drawn to 2.3 *Competition Safety*.

7.2.3 Safety and technical infringements

A strong emphasis will be placed on safe driving, crewing and patient practices. All competitors must complete each event in a safe and controlled speed and manner or face immediate disqualification from the event, and/or issue of a safety infringement and consideration for further penalties.

- (a) The Chief Referee or his or her deputy shall issue a safety infringement to any competitor deemed to have committed an unsafe practice. This will result in immediate disqualification of the competitor and his or her entire team (i.e., driver/s, crewperson/s and patient/s) from

the event in which the infringement occurred. The Chief Referee may (not compulsory) also issue a yellow card to indicate a first safety infringement and disqualification from the event.

- (b) A competitor who receives more than one safety infringement in any one competition, shall be disqualified from the entire competition. The Chief Referee may also (not compulsory) issue a red card to indicate a second safety infringement and disqualification of the competitor from the entire competition.
- (c) A team that incurs a safety infringement shall earn zero points in that event to any point score being conducted.
- (d) A technical infringement is one where a team is disqualified from an event for a breach of rules not related to safety or for non-completion of an event. Such disqualifications may not affect a team's participation in further events in the competition.
- (e) If a technical infringement occurs in a final, a team shall be allocated points towards any point score as detailed in the championships handbook.

Safety and technical disqualifications for IRB competition are detailed at the end of this Section.

The Chief Referee or his or her deputy, shall advise team managers of any disqualification immediately after each heat, round or final.

7.2.4 Competitor prerequisites

To compete in ILS IRB competition competitors must be a minimum of 16 years of age in the year of the competition, or an older age if required by their ILS Member organisation, and be endorsed by their lifesaving organisation to compete. In addition:

- (a) **Drivers** must be a minimum of 18 years of age in the year of the competition, or older if required by their ILS Member organisation. Drivers are required to hold their ILS Member organisation's IRB driver award (or equivalent); any other requisite awards including statutory driving licences and be currently proficient as required by their lifesaving organisation.
- (b) **Crewpersons** are required to hold their ILS Member organisation's IRB crewperson award (or equivalent) and any other requisite awards and be currently proficient.
- (c) **Patients** (or victims) are required to hold their ILS Member organisation's lifesaving award and any other requisite awards and be currently proficient.
- (c) **Handlers**, at the date of competition, are required to:
 - Hold their ILS Member organisation's lifesaving award and any other requisite awards and be currently proficient.
 - Be a member of the same club or team as the crews and be entered at the competition. With the Chief Referee's approval, non-team members may act as handlers, provided they are registered in the competition in some capacity.
 - Wear a competition cap (or approved aquatic helmet) while acting as a Handler.
 - Wear a distinctive high visibility vest (or an approved lifejacket) as determined by competition organizers if entering the water beyond knee depth.
 - Comply with all instructions of the officials.
 - Make every effort to ensure that they, or the equipment that they are handling, does not impede another crew, otherwise both their competitor and the Handler may be subject to disqualification.

7.2.5 Entry limitations and substitutions

- (a) Competitors may only compete in a particular event once, e.g., a driver cannot compete in the same event on a different team as a crewperson or patient. However, eligible competitors may change their role within a team in different heats of the same event. Team substitutions are permitted only if a team member is entered for the competition and has not already competed in the same event as a member of another team.
- (b) Unless event specific conditions dictate otherwise (e.g. IRB National Teams Lifesaving World Championships), IRB patients are considered gender neutral with respect to their participation in male and female IRB events.

7.2.6 Equipment requirements, scrutineering and compliance

- (a) At ILS World Championships the host organising committee will provide fully equipped IRBs on a pooled basis. In other competitions, organisers will advise whether IRB competition equipment may be provided on a pooled basis or whether competitors may use their own equipment.
- (b) All IRBs and equipment shall comply with the specifications of ILS and may be subject to scrutineering to ensure compliance with specifications and for safety.
- (c) Video cameras may be mounted on IRBs as long as such devices conform to the requirements specified in Section 8, *Facility and Equipment Standards and Scrutineering Procedures*. With the exception of the IRB driver, video cameras may not be worn by or otherwise attached to a competitor from start to finish of a race.

The IRB driver may wear a video camera on his or her helmet, provided that the camera is installed on a mounting device and toggle strap supplied or recommended by the manufacturer of the device.

7.2.7 The course

- (a) The course for IRB competition shall be as detailed in the diagram and set at the discretion of the Chief Referee.
- (b) A 'lane' is defined as an area centred on a line of sight from the 'beach position marker', located on the 'start/finish line', and the relative 'turning buoy'.
- (c) Lanes are bounded by 'lane marker' poles (typically red or orange in colour) that are placed in a line parallel to the start/finish line and approximately 10m from the water's edge. These poles form the "changeover line" used for the tag in the teams and relay events. The beach position markers are placed in the centre of the lane and approximately 5meters behind the changeover line.

Note: For the IRB Teams Rescue event a pole is to be placed directly behind the beach position marker and is to extend approximately 1.8 metres out of the sand to assist with ensuring the correct changeover procedure. Alternatively, 1.8 mtere high (approximate) beach position markers may be used for all events.

- (d) The turning buoys shall normally be set at a minimum measured distance of 120m from the end of knee-depth water at the low tide mark and taking into account varying conditions such as sandbars, exclusion of holes and rips, surf conditions, prevailing winds and safety factors.
- (e) The 'patient pick-up buoy' for the rescue, mass rescue and teams rescue events is positioned approximately 10m directly behind the turning buoy.
- (f) The 'rescue tube patient buoy' for the rescue tube event is positioned approximately 25m directly behind the turning buoy.

7.2.8 Course variations

- (a) **Water start:** If the Referee decides that the start shall be in the water, the start/finish line shall be located 10m from the water's edge. The beach position turn markers shall be placed 5m shoreward from the start/finish line.
- (b) **Curved beach start:** Crews are positioned to take into account the curved nature of the beach.
- (c) **Water finish:** Normally (as per the diagram), the finish is dry and within the crews' allotted lane markers unless the Chief Referee decides on a water finish. In a water finish, the team is deemed to have finished once any part of the hull of the IRB crosses the finish line from the seaward side between the two finishing flags/poles or finish gates.
- (d) **Curved beach finish:** Drivers shall be required to run up to the start/finish line and raise the team's beach position flag above their head while remaining on their feet.
- (e) **Electronic finish:** Drivers shall activate an electronic device at the start/finish line to register the finish and be on their feet when the device is activated.

7.2.9 Administration and officials

- (a) Events may be held separately or as part of a surf competition and, as such, will come under the overall control of the Chief Referee.

The Chief Referee shall have knowledge of ILS competition, the *ILS Competition Rule Book* and any relevant circulars regarding the competition and IRB operations.

- (b) Other officials shall be appointed to assist the conduct of the competition. In addition, specialist advisers (e.g., hull and motor experts etc.) may be appointed to assist.

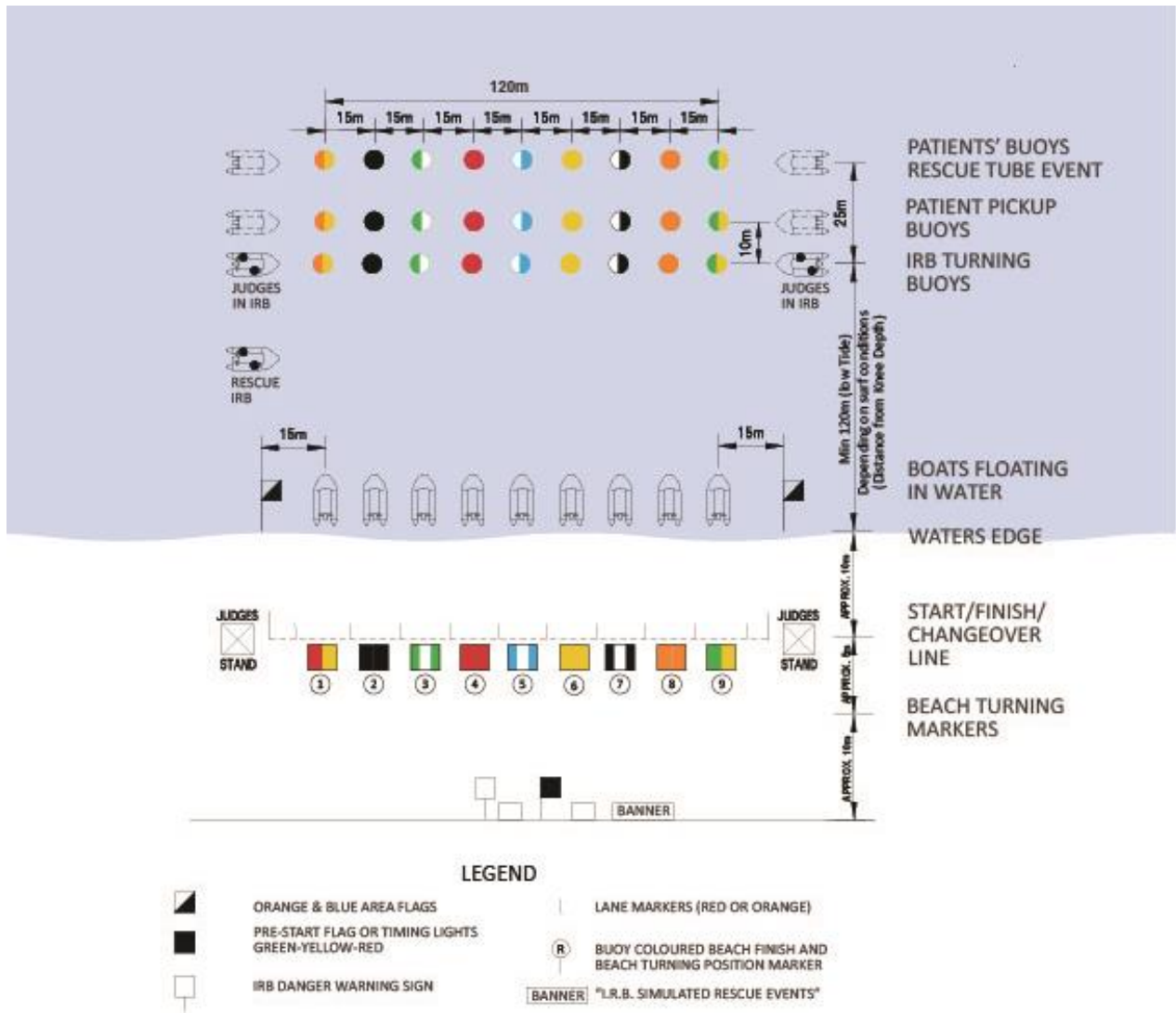


FIGURE 31: TYPICAL INFLATABLE RESCUE BOAT COMPETITION AREA

Distances approximate only. The beach set-up relative to the positioning of the buoys may be adjusted depending on surf conditions.

7.3 PROCEDURE

7.3.1 Placing of patients

- (a) Patients, wearing helmets, shall be taken to sea by either the duty boats (preferred) or their own crews. Patients shall be placed in the water at their allocated patient pick-up buoy. For the rescue tube event the patient shall be placed at the allocated rescue tube patient buoy.
- (b) Patients may hold onto their buoy until the patient pick-up. Patients are not permitted to attempt to move the buoy in any direction to gain an advantage. For the pick-up, they shall release all contact with the buoy and position themselves clear of and behind their pick-up buoy on the seaward side.
- (c) In the mass rescue and teams events the second patient will wait on the beach side of the pick-up buoy and move to the seaward side of the buoy after the first patient has been picked up and the IRB has crossed back to the shoreward side of the pick-up buoy.

7.3.2 Preparing for the Start

- (a) All competitors in IRB events wear approved aquatic helmets and approved PFDs. Drivers are to wear the identifying coloured apparel of their allocated lane.
- (b) Patients shall assemble in the marshalling area. The Marshall shall inform each team of their allocated lane. The remainder of the crew go directly to their allocated lane with their IRB in preparation for the start.
- (c) Crews are able to claim bonus time. This is an optional concession, provided at the discretion of the Referee, for crews at the start of events. Each club is allowed a maximum of five minutes bonus time per day of competition, which may be claimed in a minimum of one-minute increments.
- (d) The process of starting events should commence with a signal or command that indicates “Take Your Mark” followed by a signal or command that indicates “Set” and then followed by a start signal or command that indicates “Go”. If, for any reason, the Starter has to speak to any competitor after either command, the start process shall be recommenced.
- (e) On the “Take your Mark” signal from the Starter (usually by whistle or verbal command), the crew shall position themselves on the start line and the IRB shall enter the water and be held at the desired depth wholly within their allocated lane. Check Starter/s may be utilised to guide crews to their starting position. Handlers may assist with the positioning of the IRB.
- (f) A maximum of two handlers may hold the IRB to assist with keeping it in place for the start. The motor may be in or out of gear. The handlers may move the IRB at any time (including prior to and after the start signal) as long as the boat is in the “correct IRB starting position” when the driver or crew first make contact with the boat.

Note 1: The “correct IRB starting position” is defined as the boat being stationary, with the bow facing perpendicular to the wave line and wholly within its lane at a depth of water as determined by the handlers.

Note 2: If conditions warrant the Referee may increase the number of handlers to four.

- (g) The driver and crewperson shall be positioned adjacent to their respective beach position marker in readiness for a race start with their toes on or behind the start/finish line. If a lane coloured vest is supplied, it must be worn by the driver/s as directed by the Referee.
- (h) The Starter then gives the “Set” signal (usually by whistle). Crews may claim bonus time up to and including at the whistle for the set signal. Should IRB equipment be damaged by waves while in the set position and before the start the Referee may, at their discretion, allow for the equipment to be replaced or quickly repaired before proceeding with the start without the loss of bonus time.

7.3.3 The start

- (a) On the starter’s “Go” signal (usually by starting gun or horn) the driver and crewperson shall cross the start/finish line and proceed to the IRB. A break shall be adjudicated as detailed in Section 4 (Ocean Events) of this Rule Book.

Note 1: Whilst every endeavour should be made by the Starter to affect a fair and even start the decision to “Go” on the start signal rests with the competitor or team. If there is no recall by the Starter or the Check Starter(s) or the Referee, no protest shall be allowed on the start.

- (b) Any handlers used are to be on either side of the IRB and must hold or control the IRB with at least one hand. Handlers must not be in contact with any part of the motor and/or fuel cell, fuel line assembly, and/or safety chain when the starting signal sounds.
- (c) Handlers are permitted to move the IRB at any time including after the starting signal to assist with water depth positioning of the IRB and to maintain the bow seaward and perpendicular to the wave line, but must not otherwise turn the IRB to an angle to assist the driver and/or crewperson entry to the IRB. At the time the driver or crewperson first makes visible contact with the boat, the IRB must be in the “correct starting position” and the handlers shall not further move the boat.
- (d) Handlers at their discretion may continue to maintain contact with the boat after the driver and/or crew makes contact with the IRB but must release contact and move safely clear prior to the engine propelling the IRB forward.
- (e) The driver and crewperson, at their own discretion, shall board the IRB.
- (f) The driver starts the motor only when aboard the IRB. Only the driver may start the motor and the crewperson must be in contact with the IRB at the time the motor is started. During the course of any IRB race only the driver is permitted to touch any part of the motor once the starting signal sounds.
- (g) The motor may be started either in gear or out of gear. If starting the motor in gear and using one hand to start, the driver must maintain control of the motor throttle grip with their other hand. If a two handed start is used the motor must be in neutral.

7.3.4 Proceed to and from buoys

- (a) The decision to proceed to sea is ultimately the responsibility of the driver and crewperson.
- (b) After entering the IRB the driver and crewperson must maintain their ‘normal position’ as described below. This must be done in a safe manner with three secure points of contact maintained at all times.
- (c) The normal driving position is defined as left or right foot in the foot strap, left hand holding the driver pontoon handle, right hand holding motor throttle grip, and seated on the pontoon.
- (d) The normal crewperson position is defined as left foot in the foot strap (right foot in foot strap is optional), left hand holding the bow rope or handle, right hand holding the inner pontoon (boarding) handle or lifeline rope, and seated on the pontoon.
- (e) The normal patient position is defined as positioned inside the IRB and holding onto the pontoon lifeline rope with at least one hand.

Note: While not a disqualification point, patients are not encouraged to sit on the floor of the IRB.

- (f) The only exceptions to the normal positions (above) are listed below. Transition from the normal positions must be made in a safe manner while maintaining three points of contact with the IRB at all times:
 - The driver and/or crewperson may leave their normal position to drag the IRB over a sand bar if the motor is electrically dead, or in the neutral position if left running.
 - The crewperson may rise from the seated position at any time to absorb the impact of negotiating a wave or swell.
 - The crewperson may move into the “locked-in” position when heading to sea and when necessary, including but not limited to, ‘punching’ a wave.

Note: For crew guidance the *locked-in* position is one that allows the crewperson to streamline their body position with the craft in order to stay in better contact with the vessel through maneuverers. This position is regarded as more secure position for crewing and can be used at any time the crewperson feels it necessary. It is ideally used when negotiating unbroken waves that are about to drop onto the IRB e.g. *punching* a wave.

To achieve the locked-in position the crewperson's left hand grips the bow rope or handle and tensions it tightly behind the hip and slightly downward over their buttocks. The left hand can grip the right-hand pontoon handle (if possible) or lifeline rope. The most important part of the locked-in position is to keep the bow rope tensioned (which assists with control). To maintain tension the crewperson should roll their hip towards the transom. To assume the locked in position:

- The left foot should be in crewperson's foot strap. The leg should be slightly bent but not locked straight. When hitting the wave push forward with the left leg.
- The right knee/leg is placed in a bent position under the spray dodger (if fitted). The right foot should be placed flat, pushed on the opposite side of the pontoon above the fuel cell and under the spray dodger.
- The bow rope is held with the right hand grasping one of the four knots approximately 200mm from the bow rope D-Ring.
- The left hand should hold the bow rope or handle.
- The head should be in an upright position and facing forwards (not sideways) looking directly at the oncoming surf. The spine should remain aligned at all times.
- The right elbow is tucked closely to the chest and the right shoulder can be placed on the spray dodger. It is recommended to avoid leaning on the elbow.
- If the boat leaves the water surface, maintain the locked in position to minimise impact on the body.

Note: The intention of this detailed explanation is not to apply specific judging points but to provide clarity to crews to operate safely as dictated by conditions.

The crewperson may move their weight for turning or negotiating shallow water.

The crewperson may move their weight and adjust their securing points for buoy turns.

The crewperson may leave their normal position for all patient pickups.

The driver may leave their normal position for the rescue tube pick-up.

The crewperson does not necessarily need to be seated in an upright position in the IRB when grounding or beaching at the finish of a race but must be seated and maintain three points of contact.

A momentary shift from the respective normal position of the driver, crewperson or patient(s) provided that the team member does not otherwise become dislodged from their correct position.

- (g) The driver and crewperson must maintain control of the IRB at all times during the competition to ensure it moves in a safe and controlled manner. Losing the bow rope is a Safety DQ.
- (h) The leading IRB, while proceeding to and from the buoys, shall, in the normal course, have right-of-way and the trailing IRB must take evasive action by turning or giving way to prevent collision.

Note 1: If at any time the leading IRB's driver considers that there is a risk of collision with the trailing IRB, then the leading craft should take all measures necessary to avoid a collision but in terms of competition adjudication the trailing IRB remains responsible for giving way to the leading craft.

Note 2: The standard avoidance measure, when on a direct collision course, is to steer right and pass safely to the port (left) side.

7.3.5 The turn and patient pick-up

The turn and patient pick-up process shall be as follows for the rescue, mass rescue and teams rescue event:

- (a) Crews must not steer a wide course or delay a turn which impedes the progress of another crew or forces them from their true course.

- (b) All buoys shall be turned anti-clockwise and be maintained on the port (left hand) side of the IRB throughout turns. The patient pick-up buoy must not be forced under the pontoon during any part of the turn.
Note: For judging purposes, should any buoy be fully submerged during a turn and/or patient pick-up and does not pop up on the correct (port) side of the IRB, the crew shall be disqualified.
- (c) The IRB shall complete a 360 degree turn around its allocated turning buoy and proceed to the allocated patient pick-up buoy aligning the patient to the port side.
- (d) With the exception of the Rescue Tube Race, where the patient pick-up procedure is described in the rules, the patient will face towards the IRB in preparation for the patient pick-up. The patient's hands must be clasped together or one hand held to the opposite wrist during the pick-up.
- (e) The patient pick-up shall commence on the seaward side of the pick-up buoy. The driver and crewperson may both assist with the patient lift.
- (f) Once the patient pick-up has commenced the IRB shall complete the turn, pass back to the beach side of the patient pick-up buoy and return to shore keeping their turning buoy on their left hand side. In the mass rescue this procedure is repeated for the second patient pick-up.
- (g) The patient must be wholly clear of the water by the time the IRB has passed the crew's IRB turning buoy (judged at the trailing edge of the motor) on the return to the beach.
- (h) The IRB shall not turn around any buoy other than the allocated turning buoy and the allocated patient pick-up buoy.
- (i) If an IRB crew misses the patient pick-up, they may continue to their respective turning buoy a second time, round it and re-attempt the patient pick-up as described above.

7.3.6 The exit and finish

- (a) The IRB shall be beached and remain wholly within the allocated lane until the driver has exited the IRB.
- (b) The driver, crewperson or patient must not be dislodged from their normal positions by grounding the IRB with excessive speed or beaching at an awkward angle. The crewperson does not necessarily need to be seated in an upright position in the IRB when grounding or beaching at the finish of a race but must be seated and maintain three points of contact. It is not permissible to lie on any part of the IRB (refer also Rule 7.3.4(e)).
- (c) When beaching the IRB, the driver must render the motor electrically dead by activation of motor kill switch before the driver, crewperson or patient exits the IRB. If the stop switch lanyard is used it must remain attached to the motor.
- (d) The patient must not exit prior to the driver. The crewperson may alight before the driver to steady the IRB but only after the motor has been made electrically dead. The motor may be left in gear. The crewperson may use the side lifting handles to exit the IRB.
- (e) When exiting the IRB, the driver must keep both feet on the IRB floor until the motor is electrically dead.
- (f) The driver must remain seated until both feet are swung outside the IRB. The definition of 'outside' is past the centreline of the port side pontoon.
- (g) The driver must have completed his or her exit aft of the IRB front lift handles, and must not step off any part of the IRB or floorboard when exiting.
Note: The driver stumbling or falling over is not a disqualification provided that they cross the start finish line on their feet.
- (h) The crewperson shall remain in control of the IRB while the driver runs to the start/finish line. The patient may assist the crewperson in the control of the IRB.
- (i) The driver must be outside the IRB and on his/her feet when they cross the finish line at the end of an event. The exception to this is if the Referee or his/her delegate has advised that the finish will be a "water finish" as defined in Rule 7.2.8 (c).

- (j) The finish is judged on the chest of the driver when he or she crosses the start/finish line on his or her feet.

Note: IRB teams are requested to stand away from the start/finish line when finished until all teams have completed the course. This will assist with the judging process.

Unless otherwise specified, (e.g. water finish in Rule 7.2.8 c), a team shall not drive the IRB across the finish line to record a finish result. The driver must be on their feet and outside the IRB when they cross the finish line. Should a IRB cross the finish line, the driver may exit the boat and pass to the seaward side of the start/finish line and re-cross the line on their feet to record a finish result.

7.3.7 The Changeover (Mass and Teams events only)

- (a) During all changeovers the crewperson must maintain contact with the IRB and control it in a safe manner. The crewperson and patient, as detailed in the relevant event descriptions, may turn the IRB around and place the boat at an angle to assist driver entry if safe to do so.

Note 1: During changeovers, drivers, crewpersons and patients must follow the exit procedures detailed in section 7.3.6.

Note 2: The IRB must recommence from a position wholly within the allocated lane but there is no penalty should an IRB move outside the allocated lane when turning the IRB around provided that there is no interference to other teams in the race.

- (b) For the changeover in the Teams event, the first and second drivers must visibly tag. To do this, the first driver proceeds to the start/finish line, rounds their respective beach position marker (see 7.2.7 c) and visibly touches (tags) with the second driver who is positioned with their toes on or behind the shoreward side of the changeover line and to the seaward side of the beach position marker. The outgoing driver is not required to be stationary, but the tag must occur within this area which is called the changeover zone.

Note 1: For the IRB Teams Rescue and the IRB Relay events a pole is to be placed directly behind the beach position marker and is to extend approximately 1.8 metres out of the sand to assist with ensuring the correct changeover procedure. Alternatively, 1.8 metre high beach position markers may be used for all events.

Note 2: For the purpose of judging the tag must occur when the feet of both the incoming and outgoing competitors are within the designated changeover zone. It is clarified that the feet do not need to be grounded within this zone.

7.4 EVENT NO 1: IRB RESCUE

- (a) Each team shall comprise one driver, one crewperson and one patient.
(b) The patient is positioned as described in Procedure 7.3.1.
(c) The start shall be as described in Procedures 7.3.2 and 7.3.3.
(d) The crew shall proceed out to sea, pick up their patient and then return to shore, as described in Procedure 7.3.4 and 7.3.5.
(e) The finish shall be as described in Procedure 7.3.6.

7.5 EVENT NO 2: IRB MASS RESCUE

- (a) Each team shall comprise one driver, one crewperson and two patients.
(b) Both patients are positioned as described in Procedure 7.3.1.
(c) The start shall be as described in Procedures 7.3.2 and 7.3.3.
(d) The crew shall proceed out to sea, pick up their first patient and then return to shore, as described in Procedures 7.3.4 and 7.3.5.
(e) The driver shall exit as described in Procedure Rule 7.3.6. At the shore the crewperson controls the IRB as described in Procedure Rule 7.3.7 and may turn it around. The patient must exit the IRB after the driver exits. The patient is permitted to assist the crewperson to turn and hold the position of the IRB.

- (f) The driver proceeds to the start/finish line, rounds the allotted beach turning marker and returns to the IRB. The driver may also assist the crewperson to turn the IRB around. Should the first patient have assisted the crewperson turning and hold the position of the IRB, the patient may, at their discretion, continue to maintain contact with the IRB after the driver make contact with the IRB but must release contact and move safely clear prior to the engine propelling the IRB forward.

Note: Patients must then place themselves in a position where they do not impede the conduct of the race or judging of the event.

- (g) The IRB shall be relaunched and restarted and the crew will proceed out to sea to pick up their second patient and then return to shore, as described in Procedures 7.3.4 and 7.3.5.
- (h) The finish shall be as described in Procedure 7.3.6.

7.6 EVENT NO 3: IRB TEAMS RESCUE

- (a) Each team shall comprise of two drivers, two crewpersons and two patients.

Note: In National Teams Inflatable Rescue Boat Lifesaving World Championships the IRB Teams Rescue event is a mixed event. Teams shall consist of one female crew (driver, crewpersons and patients) and one male crew (driver, two crewperson and patient) competing in that order.

- (b) The patients are positioned as described in Procedure 7.3.1.
- (c) The start shall be as described in Procedures 7.3.2 and 7.3.3.
- (d) The second driver and second crewperson shall position themselves at the changeover line.
- (e) The crew shall proceed out to sea, pick up their first patient and then return to shore, as described in Procedures 7.3.4 and 7.3.5.
- (f) The driver, crewperson and patient shall exit the IRB as described in Procedure Rule 7.3.6. The second crewperson crosses the changeover line and proceeds to the IRB once the driver has left the IRB.
- (g) The first crewperson turns the IRB and must maintain control of it as described in Procedure 7.3.7 (a). Unless otherwise permitted by the Chief Referee a maximum of two team members are permitted to maintain contact (control) with the IRB at any one time.
Note: The first crewperson/first patient must retire and stand clear of the IRB when contact (control) with the IRB is released.
- (h) The driver proceeds to the start/finish line, rounds his or her respective beach position marker and visibly tags the second driver who is at the change/over line with their toes on or behind the shoreward side of the start/finish line and to the seaward side of the beach turning marker (i.e., changeover zone). Outgoing drivers are not required to be stationary, but the tag must occur within the changeover zone.
- (i) After the tag, the second driver proceeds to the water's edge to relaunch and restart the IRB. The one remaining first crewperson/patient at their discretion may continue to maintain contact with the IRB after the second driver and/or second crewperson touches the IRB but must release contact and move safely clear prior to the engine propelling the IRB forward.
Note: The first crewperson and first patient must place themselves in a position where they do not impede the conduct of the race or judging of the event.
- (j) The second crew will proceed out to sea, pick up their second patient and then return to shore, as described in Procedures 7.3.4 and 7.3.5.
- (k) The finish shall be as described in Procedure 7.3.6.

7.7 EVENT NO 4: IRB RESCUE TUBE

- (a) Each team shall comprise one driver, one crewperson and one patient.
- (b) The patient is positioned as described in Procedure 7.3.1.

- (c) For the purpose of this event only, the rescue tube may be either in the normal stowage position or under the spray dodger with the harness looped over the crewperson's bow rope. No adjustments are permitted to be made to the rescue tube.
- (d) The start shall be as described in Procedures 7.3.2 and 7.3.3.
- (e) Following the start and while maintaining a secure position, the crewperson shall don the rescue tube harness in a safe manner prior to rounding the buoy.
- (f) The IRB shall round the turning buoy anti-clockwise and then must remain wholly, i.e., all parts of the IRB, on the beach side of the turning buoy until the patient pick-up has commenced (see 7.7 (k)).
- (g) After the IRB has rounded the turning buoy the crewperson shall enter the water from the shoreward side of the buoy. The rescue tube shall be unclipped and held in a secure grip. It must be ensured that no part of the rescue tube, harness or lanyard snags the IRB or driver.
Note: There is no requirement for the crewperson to enter the water on or keep the turning buoy on their left hand side upon leaving the IRB.
- (h) The crewperson shall then swim to the respective patient keeping their patient pick-up and rescue tube patient buoys on their left hand side.
- (i) The rescue tube must then be fastened around the patient and under both arms by the crewperson and/or patient. The patient may clip themselves into the rescue tube unaided. The crewperson does not have to break stroke during this process as long as the clip on the rescue tube is secured to an O-ring prior to the patient crossing to the shoreward side of the rescue tube patient buoy (judged at the feet of the patient).
- (j) The crewperson completes their 180 degrees anti-clockwise turn around the buoy and tows the patient to the IRB maintaining the patient pick-up buoy and turning buoy on their left-hand side. The patient is permitted to assist by kicking, and sculling with arms under the surface, but must not swim with an out-of-water arm recovery. The patient must not be towed on the stomach. The use of swim fins, hand fins or other non-approved aids are not permitted.
- (k) Once the crewperson or patient has made contact with the IRB, the patient pickup is deemed to have commenced and the IRB may cross to the seaward side of the turning buoy.
- (l) The crewperson and patient shall board the IRB on the port side with or without assistance from the driver. The driver may release the motor throttle grip and stand to assist the pick-up providing the motor is in neutral.
Note: The crewperson is permitted to enter the boat before the patient or vice versa.
- (m) The IRB shall continue anti-clockwise around the turning buoy.
- (n) The rescue tube shall remain around the patient and the crewperson shall remove the harness and pass it to the patient. The patient must then keep a secure grip on the lanyard and harness until the patient exits the IRB to ensure that it does not snag anything within the IRB or extend past the transom, or pass through either of the self-bailers.
Note: There is no requirement for the patient to hold up their hand with the lanyard and harness at the completion of the race for judge notation purposes.
- (o) The crew shall return to shore as described in Procedure 7.3.5.
- (p) The finish shall be as described in Procedure 7.3.6.

7.8 DISQUALIFICATION

Crews shall be disqualified if found to have failed to comply with any event procedures, descriptions, rules and/or other matters contained in the *ILS Competition Rule Book* or relevant circulars or bulletins. Safety and technical disqualifications for IRB competition are detailed below.

DISQUALIFICATION CODES FOR IRB EVENTS

A) General Disqualifications

Code and Disqualification	Events
1. Not competing in accordance with the general rules.	All events
2. A competitor or team may be disqualified if a competitor, team or handler is deemed to have competed unfairly. Examples of “competing unfairly” include: <ul style="list-style-type: none"> • committing a doping or doping-related infraction • impersonating another competitor • attempting to defeat the ballot or draw for events or positions • competing twice in the same individual event • competing twice in the same event in different teams • purposely interfering with a course to gain advantage • jostling or obstructing another competitor handler so as to impede his or her progress • receiving physical or material outside assistance (other than verbal or other direction) 	All events
3. Competitors may not be permitted to start in an event if they are late reporting to the marshalling area.	All events
4. A competitor or team absent from the start of an event shall be disqualified.	All events
5. Activities that result in wilful damage to the venue sites, accommodation sites or the property of others will result in disqualification of the individuals involved from competition.	All events
6. Abuse of officials may result in disqualification from the competition.	All events
7. Failing to comply with the starter’s commands within a reasonable time.	All events
8. A competitor who, after the starter’s first command, disturbing others in the race through sound or otherwise may be disqualified.	All events

B) Technical and Safety Disqualification Codes

TDQ—Technical Disqualification; **SDQ** – Safety Disqualification

A. START

	DQ Type
A1 – Driver or crewperson false starts.	TDQ
A2 – IRB not positioned as directed and/or not in front of crews’ finish markers.	TDQ
A3 – Bow of IRB not pointing towards the wave line at start of event.	TDQ
A4 – Handler assists crew to launch IRB.	TDQ
A5 – Driver starts motor outside of IRB.	SDQ
A6 – Driver using two-handed start and motor not in neutral.	TDQ
A7 – Driver starts motor when crewperson not in contact with IRB.	TDQ
A8 – During or immediately after the start, the IRB moving in an uncontrolled or unsafe fashion.	SDQ
A9 – Driver pushes or pulls the IRB while motor is in gear and motor running.	SDQ

B. PROCEEDING TO AND FROM BUOYS

	DQ Type
B1 – General driving and/or crewing techniques that lead to a crew person (and/or patient) being dislodged from his or her normal position within the IRB.	SDQ
B2 – Punching a wave in a dangerous manner or causing the driver or crewperson to be dislodged.	SDQ
B3 – IRB turning around “incorrect buoy or buoys”.	TDQ
B4 – The turning buoy becoming submerged during a turn and does not pop up on the correct (port) side of the IRB	TDQ
B5 – Leading IRB has right of way; trailing IRB(s) did not take evasive action.	SDQ
B6 – Crew steering a wide course or IRB delaying a turn so as to impede or force another IRB out of its true course.	TDQ
B7 – IRB returning to shore not keeping IRB turning buoy to the left-hand side of the IRB.	TDQ
B8 – Crewperson or patient losing contact with the IRB during the course of an event.	SDQ
B9 – Loss of control by the driver and/or crewperson even if still in contact with the IRB.	SDQ
B10 – IRB not completing the course as defined for that event.	TDQ
B11 – IRB not completing a 360° turn around the allocated IRB turning buoy.	TDQ
B12 – Returning to shore, coming down a wave in a dangerous manner and/or causing the driver and/or crewperson and/or patient to be dislodged.	SDQ

C. PATIENT PICK-UP

	DQ Type
C1 – Patient pick-up not commenced on seaward side of patient buoy.	TDQ
C2 – Patient not picked up on the port side of the IRB.	TDQ
C3 – Driver, crewperson or patient losing contact with IRB.	SDQ
C4 – Patient not picked up in a safe manner (i.e. patient pick-up not completed as prescribed in the rules).	SDQ
C5 – IRB passes around incorrect turning or patient pick-up buoy.	TDQ
C6 – IRB is driven such that the buoy is forced under the pontoon and does not pop up on the correct (port side) during any part of the patient pick-up turn.	TDQ
C7 – IRB passes around turning or patient pick-up buoy in a clockwise (right hand in) direction.	TDQ
C8 – After missing patient pick-up, IRB did not complete a 180° turn around IRB turning buoy before reattempting patient pick-up at patient buoy.	TDQ
C9 – Driver and/or crewperson failing to assist with the patient lift into the IRB.	TDQ

D. IRB RESCUE TUBE EVENT

	DQ Type
D1 – IRB not rounding its turning buoy before crewperson entered water.	TDQ
D2 – Crewperson not entering the water from the port-side pontoon.	TDQ
D3 – Crewperson not leaving the IRB in the correct manner.	TDQ
D4 – Crewperson has rescue tube clipped up before reaching patient.	TDQ
D5 – Crewperson/patient not swimming anti-clockwise around their respective buoy.	TDQ
D6 – Patient not clipped into 'O' rings on rescue tube.	TDQ
D7 – Patient floating on stomach or using arm action above the water while being towed.	TDQ
D8 – IRB not remaining on beach side of the turning buoys until patient or crewperson has made contact with the IRB.	TDQ
D9 – Crewperson/patient not boarding IRB on the port side.	TDQ
D10 – IRB not completing an anti-clockwise turn around the turning buoy after pick-up.	TDQ
D11 – Patient not having the rescue tube clipped around waist and/or having the harness secured at the finish of the rescue tube event.	TDQ

E. CHANGEOVER – IRB MASS/TEAMS

	DQ Type
E1 – Driver leaving IRB with motor running (i.e. does not activate engine kill switch).	TDQ
E2 – Driver leaves IRB, then crewperson or patient resets kill switch.	TDQ
E3 – Driver(s) and/or crewperson and/or patient not completing the changeover as defined for the event required as patient assisting turn the IRB is now permitted.	TDQ
E4 – Patient leaves IRB before the IRB motor is stopped.	TDQ
E5 – During the changeover, the boat hits the beach with such force that it causes the driver, crewperson and/or patient to become dislodged from the IRB.	SDQ
E6 – Crewperson the boat in a dangerous manner.	SDQ
E5 – Driver(s) and/or crewperson or patient not completing changeover as defined for the event.	TDQ

F. FINISH

	DQ Type
F1 – Driver leaves IRB with motor running (i.e., does not activate engine kill switch) or removes kill switch lanyard from the IRB if that is the stopping mechanism.	TDQ
F2 – Driver exits IRB incorrectly.	TDQ
F3 – Driver beaches IRB out of their respective lane as defined.	TDQ
F4 – Patient(s) leaves IRB before the IRB motor is stopped.	TDQ
F5 – Driver fails to cross the finish line on his or her feet.	TDQ

F6 – At the finish of the event, the boat hits the beach with such force that it causes the driver, crewperson and/or patient to become dislodged from the IRB.	SDQ
--	----------------

G. GENERAL

	DQ Type
G1 – Driver acting in an unsafe manner.	SDQ
G2 – Crewperson acting in an unsafe manner.	SDQ
G3 – Patient acting in an unsafe manner.	SDQ
G4 – Crewperson losing the bow rope.	SDQ

ILS COMPETITION RULE BOOK
2019 Edition
(Revised February 2020, January 2021, March 2021, March 2022)

SECTION 8
FACILITY AND EQUIPMENT
STANDARDS AND SCRUTINEERING
PROCEDURES



SECTION 8 FACILITY AND EQUIPMENT STANDARDS AND SCRUTINEERING PROCEDURES

8.1 POOL FACILITY STANDARDS

All Lifesaving World Championships shall be conducted in an eight-lane (minimum) 50m swimming pool which complies with ILS standards. Facility measurements must be certified by a person appointed or approved by the ILS Management Committee.

8.1.1 Scrutineering procedure

- (a) For ILS-managed events (e.g., Lifesaving World Championships, World Games), a person appointed by the organising committee shall review a pool survey certificate (or similar) that specifies:
 - Pool length, width, depths, lane widths and ropes, starting platforms, electronic timing equipment, etc.
- (b) In the absence of such a certificate, the person appointed by the ILS Management Committee shall check that the pool facility meets ILS facility standards. In addition, the following equipment shall be checked:
 - Obstacles, rescue tubes, throw lines, manikins
 - Manikin platforms (including a depth check to ensure the platform is not too shallow).
- (c) Minimum measuring equipment required: tape measure (minimum 50m with 1 mm increments; depth rod or pole).
- (d) For ILS-sanctioned events, the sanction application requires a declaration from the competition organisers that the pool and all equipment to be used in the competition meets ILS standards.

8.1.2 Length

The pool shall be 50m between the automatic officiating equipment touch panels at the starting end and the wall or touch panels at the turning end. A tolerance of plus 30mm and minus 0.00mm in each lane is allowed.

8.1.3 Lanes

There shall be a minimum of eight lanes that shall be at least 2.5m wide, with two spaces of at least 200mm outside the first and last lanes. There shall be lane ropes on both sides of each lane that extend the full length of the course. Each lane rope will consist of floats placed end-to-end having a minimum diameter of 50mm to a maximum of 150mm. The lane ropes shall be firmly stretched.

8.1.4 Starting platform

The height of the platform above the water surface shall be from 500mm to 750mm. The surface area shall be at least 500mm x 500mm and covered with non-slip material. The maximum slope shall not be more than 10 degrees. The starting platform may have an adjustable setting back plate and starting grips for both platform and in-water starts. If necessary any exposed ends on starting grips, etc. should be covered.

8.1.5 Automatic officiating equipment

The pool shall be equipped with automatic officiating equipment to record the time of each competitor and to determine the place of each competitor in race events.

8.1.6 Water

The pool water shall meet the clarity standards and the bacteriological and chemical standards of the applicable local health regulations in the host nation. The water temperature shall be 25 to 28 degrees Celsius.

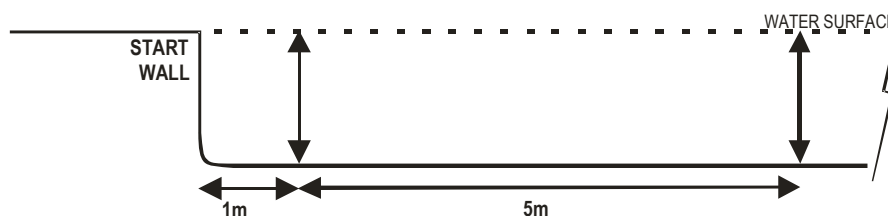
8.1.7 Depth

For each event conducted, the pool shall comply with ILS event-specific depth standards.

Except as specified in event-specific standards, a minimum depth of 1.0m is required.

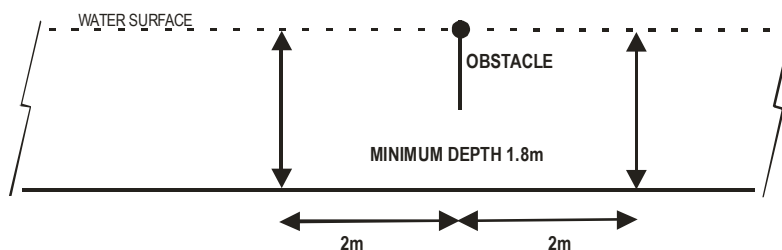
8.1.8 Dive start

Minimum depth of 1.35m extending from 1.0m to at least 6.0m from the starting end wall.



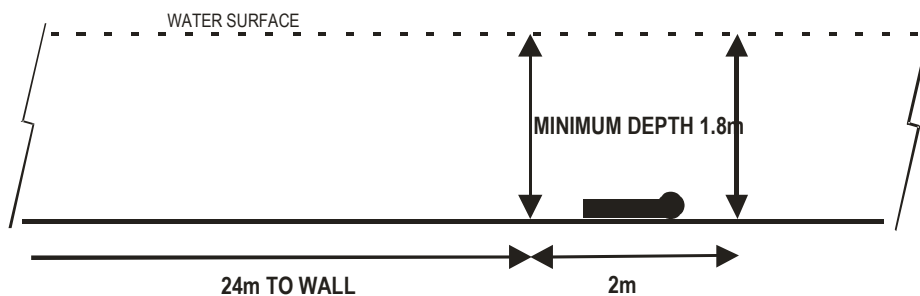
8.1.9 Obstacle Swim, Obstacle Relay

Minimum depth of 1.8 m extending from 2.0m on both sides of any obstacle.



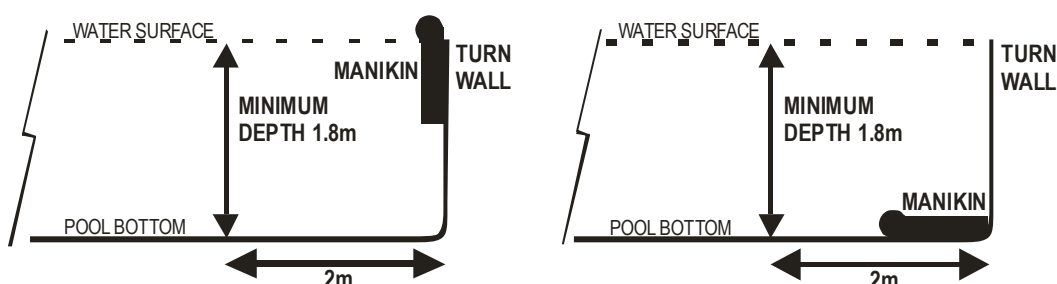
8.1.10 Manikin Carry (50m), Super Lifesaver (200m)

- (a) Minimum depth of 1.8 m extending at least 2.0m beyond the 24 m mark from the wall.
- (b) Manikins are placed on the pool bottom to a maximum depth of 3.0m. In pools deeper than 3.0m, "platforms" may be used to hold manikins at the 3.0m depth.



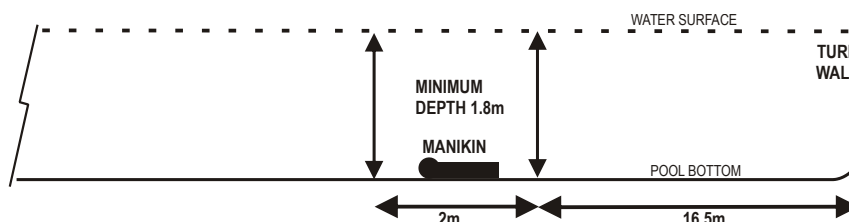
8.1.11 Manikin Carry with Fins (100m), Manikin Tow with Fins (100m), Super Lifesaver (200m), Pool Lifesaver Relay (4 x 50m)

- (a) Minimum depth of 1.8 m extending at least 2.0m from the turn wall.
- (b) Manikins are placed on the pool bottom to a maximum depth of 3.0m. In pools deeper than 3.0m, “platforms” may be used to hold manikins at the 3.0m depth.
- (c) In the Manikin Carry with Fins event, the manikin shall be positioned on its back in contact with the pool bottom and its base touching the pool wall, with its head in the direction of the finish.
- (d) Where the facility design does not provide a vertical wall that joins the bottom at 90 degrees, the manikin must be positioned as close as possible to the wall, but no further than 300mm from the wall as measured at the water surface.



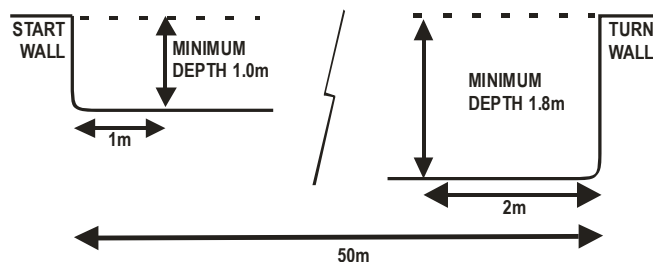
8.1.12 Rescue Medley (100m)

- (a) Minimum depth of 1.8 m extending at least 2.0m beyond the 16.5m mark from the turn wall.
- (b) Manikins are placed on the pool bottom to a maximum depth of 3.0m. In pools deeper than 3.0m, “platforms” may be used to hold manikins at the 3.0m depth.



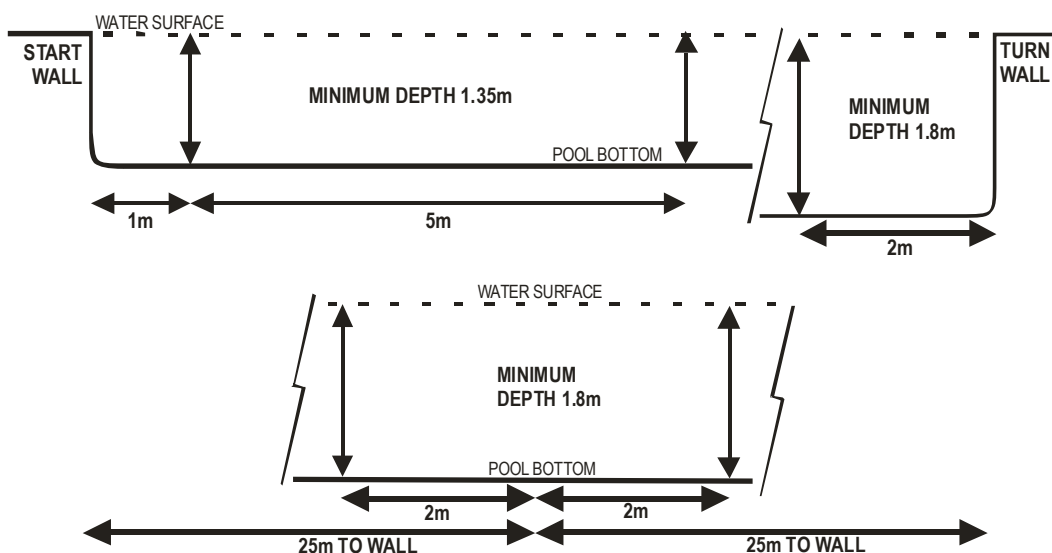
8.1.13 Manikin Relay (4 x 25m)

- (a) Minimum depth of 1.8 m extending at least 2.0m on both sides of the 25m exchange mark at centre pool.
- (b) Minimum depth of 1.0m at the starting end wall.
- (c) Minimum depth of 1.8 m extending at least 2.0m from the turn wall.



8.1.14 Medley Relay (4 x 50m)

- (a) Minimum depth of 1.35m, extending from 1.0m to at least 6.0m from the starting end wall.
- (b) Minimum depth of 1.8 m, extending at least 2.0m from the turn wall.



8.1.15 Line Throw

- (a) Minimum depth of 1.8 m extending at least 2.0m from the rigid crossbar.
- (b) The rigid **crossbar** is positioned on the surface across each lane 12.5m from the starting end of the pool. A tolerance of plus 100mm and minus 0.00mm in each lane is allowed.

8.1.16 Simulated Emergency Response Competition (SERC)

SERC may be conducted in the eight-lane 50m pool or in a facility of another design, as approved by the ILS Management Committee.

8.2 ILS EQUIPMENT STANDARDS

ILS has adopted the following equipment specifications. Where appropriate, allowable tolerances are recorded – for example “(± 200mm)” meaning a tolerance of plus 200mm and minus 200mm is allowed. Where appropriate, dimensions and weights are recorded as “minimum” or “maximum” allowed.

In addition, all equipment used in Lifesaving World Championships must comply with the criteria outlined in the commercial identification policy in the championships handbook.

8.2.1 Scrutineering of equipment

Competition bulletins/circulars/handbooks shall detail the procedures for checking equipment. The organising committee reserves the right to re-inspect competition equipment at any time

during the championships. Equipment found to contravene ILS specifications shall be subject to disqualification, which may result in the disqualification of the competitor using the equipment and the possible disqualification of the full team.

Protests and appeals against rulings of personal equipment ineligibility are permitted.

Some equipment may require detailed specification and testing in advance of the competition due to design features and the nature of the measurement equipment required. Surf skis, boards, IRBs, surf boats and manikins have additional specifications that can be referenced through ILS at www.ilsf.org.

8.3 BATONS (BEACH FLAGS AND BEACH RELAY)

Beach flag batons and beach relay batons shall be made of flexible material (e.g., flexible hose) a maximum of 300mm and a minimum of 250mm long with an external diameter of approximately 25mm (± 1 mm). Batons should be coloured so as to be easily visible.

8.3.1 Scrutineering procedure

- (a) For ILS-managed events, a person appointed by the organising committee shall check the batons. Minimum measuring equipment required: tape measure (minimum 1 m with 1 mm increments).
- (b) For ILS-sanctioned events, the sanction application requires a declaration from the competition organisers that all beach flag batons to be used in the competition will meet ILS standards.

8.4 SURF BOARDS

Surf boards must conform to ILS specifications including the following:

- **Weight:** minimum 7.6 kg*
- **Length:** maximum 3.2 m

Video camera: If a camera is mounted on the board it must be installed on a mounting device and toggle strap supplied or recommended by the manufacturer of the device. The camera shall be mounted anywhere from the hand grips closest to the nose to the nose of the craft.

* The weight of any plugs permanently installed into the craft to attach the camera is included in the overall weight of the craft. The weight of other, non-permanently installed mount and camera are not included in the overall weight.

Detailed specifications for surf boards are described in a separate document located at <https://www.ilsf.org/lifesaving-sport/rules/irb-specification/>.

8.4.1 Scrutineering procedure

- (a) When Boards are scrutineered craft shall be checked for maximum length, minimum weight and safety (e.g., state of repair). Minimum measuring equipment required: tape measure, minimum 10m with 1 mm increments; weigh scale with minimum 10 kg capacity with 0.01 kg increments. Also recommended is a measuring "jig" to measure length and testing gauges to measure nose diameters and minimum fin width and thickness.
- (b) The host organising committee shall provide a stamp or sticker to be affixed to each craft as proof of the scrutineering check.

For ILS-sanctioned events:

- (c) The sanction application requires a declaration from the competition organisers that all pooled boards to be used in the competition will meet ILS standards.
- (d) Any other scrutineering determined by the competition organisers.

8.5 BOATS

8.5.1 Inflatable rescue boats (IRBs)

Inflatable rescue boats and motors shall meet the specifications of ILS and the host country, and be supplied by the host organising committee. The organising committee shall make IRB boat and motor specifications available to teams well in advance of the competition.

Video camera: If a camera is mounted on the IRB it must be installed on a mounting device and toggle strap supplied or recommended by the manufacturer of the device. The camera may only be mounted on the transom or on the cowling of the motor.

Detailed specifications for IRBs are described in a separate document located at <https://www.ilsf.org/lifesaving-sport/rules/irb-specification/>.

8.5.2 Surf boats

Surf boats must conform to ILS specifications including the following:

- **Weight:** minimum 180 kg (excluding oars, oarlocks, rescue tube and all optional equipment)
- **Length:** minimum 6.86 m; maximum 7.925m (excluding outrigger)
- **Beam:** minimum 1.62 m (measured in the midship section)

Video camera: If a camera is mounted on the surf boat it must be installed on a mounting device and toggle strap supplied or recommended by the manufacturer of the device.

The camera may be mounted on the splash board (front deck), or on the tanks opposite the rowers' seat, and on the rear deck.

* The weight of any plugs permanently installed into the boat to attach the camera is included in the overall weight of the craft. The weight of other, non-permanently installed mount and camera are not included in the overall weight.

Detailed specifications for surf boats are described in a separate document located at <https://www.ilsf.org/lifesaving-sport/rules/irb-specification/>.

8.5.3 Scrutineering procedure

- (a) When scrutineered boats shall at a minimum, be checked for weight and safety (e.g., state of repair). Oars shall also be checked for competitor safety. Minimum measuring equipment required: tape measure, minimum 10m with 1 mm increments; weigh scale with minimum 200 kg capacity with 0.1 kg increments.
- (b) The host organising committee shall provide a stamp or sticker to be affixed to each boat as proof of the scrutineering check.

For ILS-sanctioned events:

- (c) The sanction application requires a declaration from the competition organisers that all pooled boats to be used in the competition will meet ILS standards.
- (d) Any other scrutineering determined by the competition organisers.

8.6 BUOYS

Ocean events: Buoys used in ocean events shall be of distinctive colours, and, with the first buoy being number one (looking from the left, facing the water). The buoys and colours are described in the rules for the various ocean events in this rulebook.

8.6.1 Scrutineering procedure

- (a) For ILS-managed events, a person appointed by the organising committee shall check the buoys.
- (b) For ILS-sanctioned events, the sanction application requires a declaration from the competition organisers that all equipment to be used in the competition will meet ILS standards.

8.7 RESCUE MANIKINS

General

For Lifesaving World championships, ILS Regional Championships, World Games and ILS managed or sanctioned events the only manikins that shall be used are those assessed and approved by ILS. ILS maintains a list of approved competition manikins. The ILS approved competition manikins are the:

- German (DLRG) Manikin
- Canadian (CLS) Manikin
- Australian (SLSA) Manikin

Construction and composition

- Manikins are to be constructed of PITET type plastic and must be hermetic (i.e., capable of being filled with water and sealed for competition).
- Material – Polyethylene
- Colour – Orange
- Transverse line – needs to be of contrasting colour with the rest of the manikin and water.
- Thickness – 944 kg/m²
- Fluidity Index – 3.0 dg/min

Mechanical properties of materials

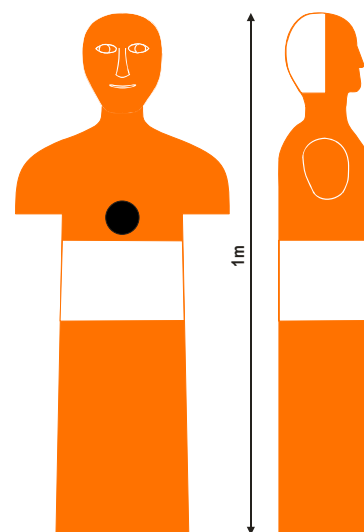
- Coefficient of Elasticity: 1000 N/mm²
- Shock resistance Izod at +23 degrees Celsius: 19 Kj/m²
- Shock resistance Izod at -20 degrees Celsius: 6 Kj/m²
- Breaking resistance (ESCR) at 60°C and 2N/mm²: 40h
- Traction resistance at 50mm/min: 31 N/mm²
- Break point in lengthening at 50mm/min: >500%
- Hardness Shore D: 57
- Vicat point of softening: 121° C
- Fusion temperature: 128° C

Technical measurement and weight specification (refer 8.2 for scrutineering detail)

- Total height: 1000mm (variance: 980-1000mm, 2% variance)
- Height under armpit: 595mm (permitted variance: 1.7% or 585-595mm)
- Height transition line: 550mm (permitted variance: 1.9% or 540-550mm)
- Width at base: 260mm (permitted variance: 4% or 250-260mm)
- Depth at base: 200mm (permitted variance: 5.3% or 190-200mm)
- Circumference of head at eyes: 590mm (permitted variance: 3.5% or 570-590mm)
- Circumference of breast under arms: 800mm (permitted variance: 2.6% or 780-800mm)
- Circumference of base 1 cm from bottom: 840mm (permitted variance: 2.4% or 820-840mm)
- Weight in water completely submerged: 1500 g (1450-1500 g, 3.4% variance)

Physical features

- The manikin must resemble a human and possess anthropological features that are required for rescue and resuscitation. The head requires the following features: eyes, nose, mouth, chin, jaw, and throat. The body requires a chest, torso arm buds, abdomen, and pelvis.



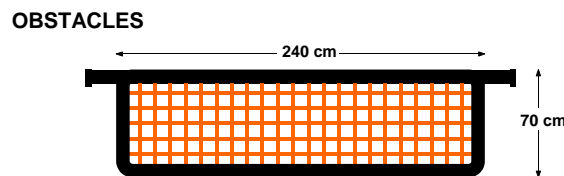
- (b) For events in which the manikin is recovered from the bottom, the manikin needs to rest on its back at 2.0m depth without moving. The manikin needs to be able to rest in this position for a period of 4 hours without leaking water or air. If the manikin has filling holes and plugs, these should be located for ease of filling and emptying and be water and air tight. The manikin weight should be located such that it keeps the manikin positioned on its back.
- (c) The manikin needs to be able to float at the transition line for use in manikin towing events.

8.7.1 Scrutineering procedure

- (a) For ILS-managed events, a person appointed by the organising committee shall check the approved manikin. Minimum measuring equipment required: tape measure (minimum 10m with 1 mm increments); weigh scale (minimum 50 kg capacity with 0.01kg increments).
- (b) For ILS-sanctioned events, the sanction application requires a declaration from the competition organisers that all pooled rescue manikins to be used in the competition will meet ILS standards.

8.8 OBSTACLES

- (a) **Dimensions:** Obstacles used in pool events shall be 700mm (\pm 10mm) high and 2.4 m (\pm 30mm) wide with no dangerous parts.
- (b) **Inner frame:** The inner frame shall consist of a net or other element which does not permit passage by a swimmer, and which is of a bright colour that contrasts with the water and is clearly visible.
- (c) **Upper line:** The upper line of the obstacle is placed on the water level and shall be clearly visible. Use of an additional floating line across the upper line of the obstacles is recommended.



8.8.1 Scrutineering procedure

- (a) For ILS-managed events, a person appointed by the organising committee shall check the obstacles. Minimum measuring equipment required: tape measure (minimum 10m with 1 mm increments).
- (b) For ILS-sanctioned events, the sanction application requires a declaration from the competition organisers that all obstacles to be used in the competition will meet ILS standards.

8.9 RESCUE TUBES

Construction and composition

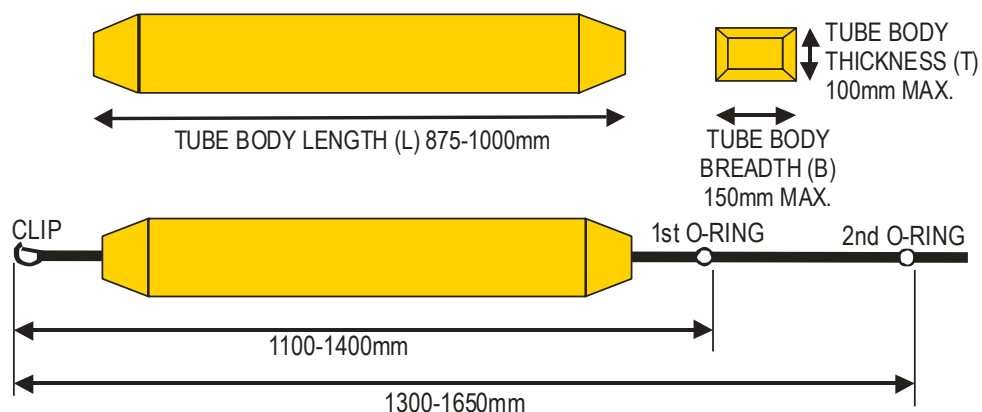
- (a) **Source of buoyancy:** Material to be as specified in Australian Standard AS2259 or equivalent. The material shall be closed cell plastic foam, and durable and flexible.
- (b) **Buoyancy:** The rescue tube shall have a minimum buoyancy factor of 100 newtons in fresh water.
- (c) **Flexibility:** The body of the rescue tube shall be of such a nature as to be able to roll within itself with a force of 5-6 kg.
- (d) **Strength:** Webbing, leash, and fittings shall be able to withstand a minimum of 454.55 kg (1000 lb.) stress in a longitudinal direction without damage.

- (e) **Weight:** Total weight of the tube should be between 600-750 g.
- (f) **Colour:** The body of the rescue tube shall be a colour-fast red, yellow, or orange (impregnated, painted, or covered) as per Australian Standard AS1318.
- (g) **Stitching/thread:** Stitching shall be a locked stitched type 301 of British Standard BS 3870 as illustrated in Australian Standard AS2259. The thread is to have similar properties to the materials being sewn.

Technical measurements specification

- (a) **Rescue Tube Dimensions:** The body of the tube (flotation component):

- L – Minimum length 875mm; maximum length 1000mm
- B – Maximum breadth 150mm
- T – Maximum thickness 100mm



The distance from the extremity of the clip to the extremity of the first O-ring shall be a minimum of 1.10m to a maximum of 1.40m.

The distance from the extremity of the clip to the extremity of the second O-ring shall be a minimum of 1.30m to a maximum of 1.65m.

- (b) **Leash/line:** The length of the leash from the first O-ring to the lanyard webbing shall be a minimum of 1.90m to a maximum of 2.10m, and must include a minimum of 2 O-rings. The leash shall be a synthetic type rope which is UV treated.
- (c) **Webbing connections:** Webbing used for the connection of O-rings/clips to the body of the tube shall be 25mm (± 2.5 mm) wide woven nylon.
- (d) **Lanyard/harness:** Webbing for the lanyard shall be 50mm (± 5.0 mm) wide woven nylon with a minimum length of 1.30m to a maximum of 1.60m. The circumference of the lanyard loop shall be a minimum of 1.20m.
- (e) **O-rings:** O-rings shall be brass, stainless steel (welded) or nylon. If nylon, the rings shall be UV treated. O-rings shall be 37.5mm (± 10.0 mm) internal diameter, having no sharp edges or protrusions that may cut or injure the rescuer or victim.
- (f) **Clips:** The clip shall be a brass or stainless steel snap hook KS2470-70 with an overall length of 70mm (± 7.0 mm). It shall have no sharp edges or protrusions that may cut or injure the rescuer or victim.
- (g) **Overall length:** The distance from the clip to the end of the lanyard/harness shall be a minimum of 3.65m to a maximum of 4.30m.

8.9.1 Scrutineering procedure

- (a) For ILS-managed events, a person appointed by the organising committee shall check the rescue tubes. Minimum measuring equipment required: tape measure (minimum 10m with 1 mm increments).

- (b) For ILS-sanctioned events, the sanction application requires a declaration from the competition organisers that all pooled rescue tubes to be used in the competition will meet ILS standards.

8.10 SURF SKIS

Surf skis must conform to ILS specifications including the following:

- **Weight:** minimum 18 kg
- **Length:** maximum 5.80m
- **Width:** minimum width at widest point of hull is 480mm and shall not include any rubbing strips, moulding or additional protective mouldings.

Video camera: If a camera is mounted on the surf ski it must be installed on a mounting device and toggle strap supplied or recommended by the manufacturer of the device. The camera shall be mounted in front of the foot well.

* The weight of any plugs permanently installed into the craft to attach the camera is included in the overall weight of the craft. The weight of other, non-permanently installed mount and camera are not included in the overall weight.

Detailed specifications for surf skis are described in a separate document located at <https://www.ilsf.org/lifesaving-sport/rules/irb-specification/>.

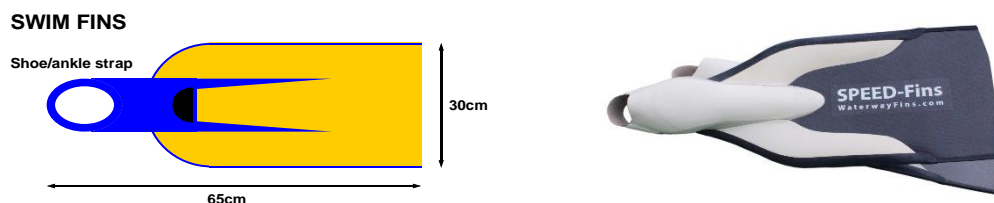
8.10.1 Scrutineering procedure

- (a) When Surf Skis are scrutineered they shall be checked for maximum length, minimum weight, minimum widths, minimum rocker and safety (e.g., state of repair). Paddles shall also be checked for competitor safety. Minimum measuring equipment required: tape measure (minimum 10m with 1 mm increments); weigh scale (minimum 20 kg capacity with with 0.01 kg increments). Also recommended is a measuring “jig” to check rocker and length, and testing gauges to measure minimum rudder and nose diameters, rudder thickness, hull curves and minimum ski width, etc.
- (b) The host organising committee shall provide a stamp or sticker to be affixed to each surf ski as proof of the check.
- (c) For ILS-sanctioned events, the sanction application requires a declaration from the competition organisers that all pooled skis to be used in the competition will meet ILS standards.

8.11 SWIM FINS

Fins are measured while not worn. Swim fins used in competitions shall comply with the following specifications:

- **Length:** maximum overall length 650mm, including ‘shoe’ or ankle strap (ankle strap extended).
- **Width:** 300mm maximum at the widest point of the blade



8.11.1 Scrutineering procedure

For ILS-managed events:

- (a) A person appointed by the ILS Event Management Committee shall check the fins at the pool and/or beach. Minimum measuring equipment required: tape measure (minimum 10m with 1 mm increments), or; a fin box in which the fins are fully inserted, or; another measurement tool for quick and efficient measurement.

- (b) The host organising committee shall provide a stamp or sticker to be affixed to the fins as proof of the scrutineering check.

A similar process shall be undertaken for ILS-sanctioned events.

8.12 THROW LINES

For the Line Throw event, throw lines shall be plaited, buoyant polypropylene with non-memory characteristics:







- **Diameter:** 8 mm (\pm 1 mm)
- **Length:** minimum 16.5m; maximum 17.5m






8.12.1 Scrutineering procedure

- (a) For ILS-managed events, a person appointed by the organising committee shall check the throw lines. Minimum measuring equipment required: tape measure (minimum 20m with 1 mm increments).
- (b) For ILS-sanctioned events, the sanction application requires a declaration from the competition organisers that all pooled throw lines to be used in the competition will meet ILS standards.

8.13 SWIMWEAR

- (a) Swimwear for both ILS pool and ocean swim events and swim leg of events must comply with the following standards:
- Swimwear worn by men shall not extend above the navel or below the knee.
 - Swimwear worn by women shall not cover the neck, shoulders or arms nor extend below the knees. Two-piece swimsuits that conform to this standard may also be worn.

Man Swimsuits					
Full Length	Long	Long Legs	Knee length	Square Leg	Short
Not Allowed	Not Allowed	Not Allowed	Allowed	Allowed	Allowed
					

Woman Swimsuits				
Full Length	Zippered Back	Knee Length, Open Back	Short, Open Back	Two Piece
Not Allowed	Not Allowed	Allowed	Allowed	Allowed
				

(b) The material and construction used in swimwear to be worn in all ILS pool and ocean events shall be:

- Only textile woven fabric(s) shall be permitted.
- Non-woven and/or non-permeable (e.g., wetsuit type) materials shall not be permitted.
- The material used shall have a maximum thickness of 0.8 mm.
- Other than string ties for the tops of man swimwear, the bottom and/or top of woman two-piece swimwear, and the back of woman one piece open back swimsuits, no zippers or other fastening systems shall be permitted.
- The swimsuit worn by competitors shall not aid in their buoyancy.
- Swimwear that provides flotation, pain reduction, chemical/medical stimulation or other external stimulation or influence of any type shall be prohibited.
- No outside application on the material shall be permitted. (**Note:** manufacturer brandings, club names or similar are permitted).

Note 1: All swimwear stamped as being FINA compliant for Stillwater swimming shall be acceptable for use in ILS competition.

Note 2: It is not permitted to wear compression sleeves, socks, stockings etc. in ocean and pool competition and swim legs of events.

8.13.1 Scrutineering procedure

When scrutineered a person appointed by the organising committee shall check the competitor provided swimwear.

8.14 PERSONAL FLOTATION DEVICES (PFDs)

IRB event competitors (drivers, crewpersons and patients) must wear solid PFDs (lifejackets) that comply with the international standard – ISO12402-5 Level 50 or equivalent. Inflatable PFDs (lifejackets) cannot be worn in lieu of a solid PFD (lifejacket).

The wearing of PFDs is optional in other craft events. It is highly recommended that the PFDs worn by competitors comply with an international standard or equivalent. (e.g., AS4758 L25 flotation)

In cases where the device does not meet the standard, the wearer is encouraged to complete a risk assessment and read all relevant safety and operational instructions on the product. Not all PFDs meet standards and thus their effectiveness in preventing drowning is unproven. Non-compliance with the International Standard may mean that these devices present other potential risks (e.g., poor fit, easily dislodged in surf conditions and restricted movement and breathing).

8.14.1 Scrutineering procedure

- (a) For ILS-managed events, a person appointed by the organising committee shall check that pooled PFDs meet ILS specifications. A person appointed by the ILS Event Management Committee shall check the competitor provided PFDs.
- (b) For ILS-sanctioned events, the sanction application requires a declaration from the competition organisers that all pooled PFDs to be used in the competition will meet ILS standards.

8.15 HELMETS

Approved aquatic helmets are EN 1385 certified (or equivalent). Helmets may be in the manufacturer's original colour, or preferably, painted (provided that the helmets performance is not compromised) or covered in material in accordance with competitors' team/competition caps.

8.15.1 Scrutineering procedure

- (a) For ILS-managed events, a person appointed by the organising committee shall check that pooled helmets meet ILS specifications. A person appointed by the ILS Event Management Committee shall check the competitor provided helmets.
- (b) For ILS-sanctioned events, the sanction application requires a declaration from the competition organisers that all pooled helmets to be used in the competition will meet ILS standards

8.16 WETSUITS

Wetsuits may be either full and extend from the neck to the wrists and ankles or can be briefer. With the exception of IRB events, wetsuits worn in swimming events or swimming legs of events shall have a maximum thickness of 5mm at any location on the wetsuit with a tolerance of ± 0.5 mm. There is no maximum thickness for wetsuits worn in IRB events or non-swimming events.

8.16.1 Scrutineering procedure

For ILS-managed events, a person appointed by the ILS Event Management Committee shall check the water temperature and wetsuits.

All wetsuits are subject to random scrutineering. Minimum measuring equipment required: thermometer (minimum 10 degrees Celsius with 0.5 degree increments); micrometre.

A similar process shall be undertaken for ILS-sanctioned event